

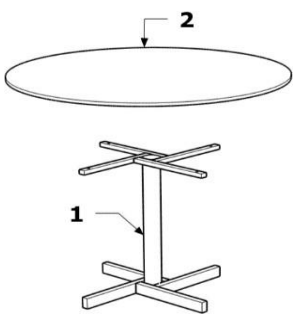


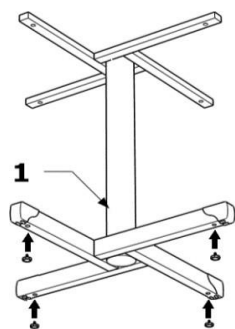
# MANUAL DE MONTAGEM MESA REUNIÃO REDONDA PÉ METÁLICO

## ACESSÓRIOS

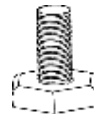
P8	PARAFUSO CABEÇA PANELA 6X30		4
S1	SAPATA M6X10		4

VISTA EXPLODIDA	PEÇA	DESCRIÇÃO DA PEÇA	QUANTIDADE
	1	PÉ METÁLICO	1
	2	TAMPO	1

## 1º PASSO

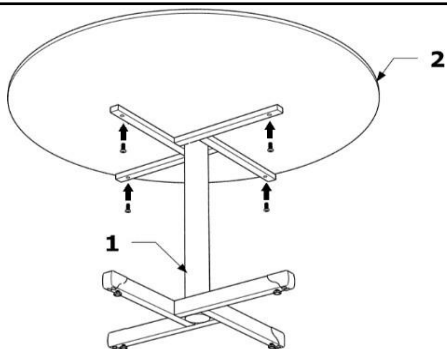


ROSQUEAR SAPATAS "S1" NO PÉ "1".




SAPATA "S1".

## 2º PASSO



ALINHAR E FIXAR TAMPO "2" NO PÉ "1" UTILIZANDO PARAFUSOS "P8".



PARAFUSO "P8".

## IMAGEM MESA MONTADA

