




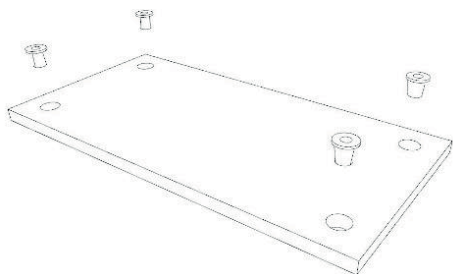
MANUAL DE MONTAGEM SUPORTE CPU GAMER

ACESSÓRIOS

| | | | |
|----|--------------|-------------------------------------------------------------------------------------|---|
| B1 | BUCHA M6X10 |  | 4 |
| S1 | SAPATA M6X14 |  | 4 |

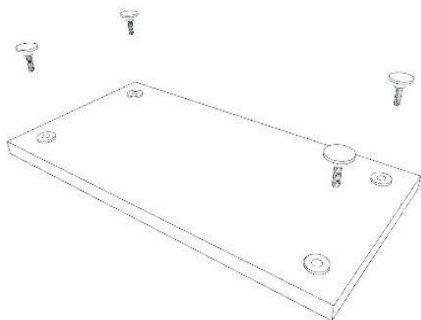
| VISTA EXPLODIDA | PEÇA | DESCRIÇÃO DA PEÇA | QUANTIDADE |
|-----------------------------------------------------------------------------------|------|------------------------|------------|
|  | 1 | BASE SUPORTE CPU GAMER | 1 |

PASSO 01



FIXAR BUCHA "B1" NA BASE "1" DO SUPORTE.

PASSO 02



FIXAR SAPATA "S1" NAS BUCHAS "B1".

IMAGEM PRODUTO MONTADO

