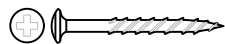



KIT DE ACESSÓRIOS


ESCALA 1:1



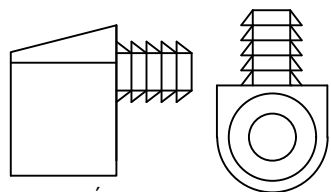
A) PARAF. 5,0X30 cp
06 unidades



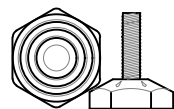
B) PARAF. 5,0X25 cp
01 unidades



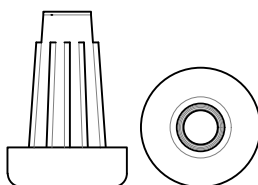
c) PARAFUSO 7,0 X 60 cc
04 unidades



D) TRAPÉZIO PLÁSTICO
01 unidades



E) SAPATA 1/4
04 unidades



F) BUCHA Ø10 R.1/4
04 unidades

1ºPASSO

> Na furação do painel encaixe o trapézio (D), nos pés fixe a bucha (F) e rosquei-e as sapatas (E), fixe o painel nos pés utilizando os parafusos 7,0x60cc (C), fixe os pés no tampo utilizando os parafusos 5,0x30cp (A). Parafuse o trapézio no tampo com o parafuso 5,0x25cp (B).

