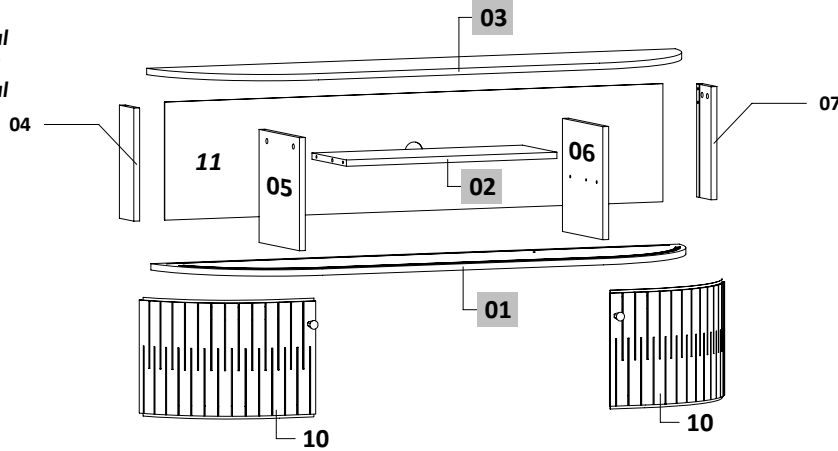
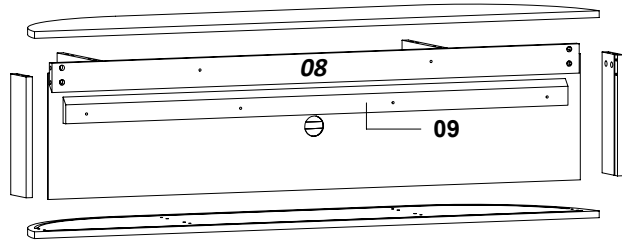


CÓDIGO DE PEÇAS | CODE OF PIECES | CÓDIGO DE PIEZAS

Vista frontal
Front view
Vista frontal



Vista traseira
Back view
Vista trasera



INSTRUÇÕES DE MONTAGEM | ASSEMBLY INSTRUCTIONS | INSTRUCCIONES DE MONTAJE

- Prepare a montagem do móvel próximo ao local que ele ficará definitivamente e evite deslocá-lo depois de montado;
- Forre o chão com papelão ou similar e utilize a isomanta que vem entre as peças para evitar o contato entre elas durante a montagem;
- Monte o móvel obedecendo a ordem numérica da **seqüência de montagem (S.M.)**, identificando as peças pelo **código de peça (C.P.)** carimbado na mesma, de acordo com a tabela.

- Prepare the assembly of the close piece of furniture to the place that it will be definitively and avoid to move after done. Will be definitively and avoid to move after done;
- Cover the ground with cardboard or similar and use the isomanta that it comes among the pieces to avoid the contact among them during the assembly;
- Set up the piece of furniture obeying the numeric order of the **assembly sequence (S.M.)**, identifying the pieces by **code of piece (C.P.)** stamped in the same, in agreement with the table.

- Prepare la montaje del mobiliario proximo al lugar que estará definitivamente y evite mover después de hecho;
- Tape la suelo con cartón o similar y use la "isomanta" que viene entre las piezas para evitar el contacto entre ellos durante la montaje;
- Monte el mobiliario obedeciendo el orden numérico de la **sucesión de montaje (S.M.)**, identificando las piezas por el **código de piezas (C.P.)** de la misma estampado en esta, de acuerdo con la tabla.

REF.:	CÓDIGO DA PEÇA CODE PIECE CÓDIGO DE PIEZA						DESCRIÇÃO DA PEÇA PART DESCRIPTION DESCRIPCIÓN DE PIEZA	MATÉRIA PRIMA FEEDSTOCK	DIMENSÕES DIMENSIONS DIMENSIONES	QUANT. AMOUNT CANTIDAD
	NATURALE OFF WHITE	FENDI NATURALE	IMPERIAL SÉPIA	CALACATA OFF WHITE	JADE OLIVA	CINAMOMO OFF WHITE				
01	203770.027	203770.029	203770.032	203770.033	203770.035	203770.037	Base Base Base	MDP	1,356 x 0,290 x 0,015	1
02	203771.027	203771.029	203771.034	203771.026	203771.036	203771.037	Prateleira Shelf Estante	MDP	0,540 x 0,298 x 0,015	1
03	203772.027	203772.029	203772.032	203772.033	203772.035	203772.037	Tampo Top Tampo	MDF	1,356 x 0,290 x 0,015	1
04	203773.027	203773.029	203773.034	203773.026	203773.036	203773.037	Lateral esquerda Left side Lateral izquierdo	MDP	0,268 x 0,087 x 0,015	1
05	203774.027	203774.029	203774.034	203774.026	203774.036	203774.037	Divisão esquerda Left split División izquierda	MDP	0,268 x 0,244 x 0,015	1
06	203775.027	203775.029	203775.034	203775.026	203775.036	203775.037	Divisão direita Right split División derecha	MDP	0,268 x 0,244 x 0,015	1
07	203776.027	203776.029	203776.034	203776.026	203776.036	203776.037	Lateral direita Right side Lateral derecho	MDP	0,268 x 0,087 x 0,015	1
08	203777.009	203777.009	203777.009	203777.009	203777.009	203777.009	Apoio da bancada Caucus support Apoyo del caucus	MDP	1,266 x 0,065 x 0,015	1
09	203778.009	203778.009	203778.009	203778.009	203778.009	203778.009	Apoio da parede Wall support Soporte de pared	MDP	1,206 x 0,058 x 0,015	1
10	203779.026	203779.027	203779.034	203779.026	203779.036	203779.026	Porta deslizante Sliding door Puerta deslizante	MDF	0,445 x 0,258 x 0,006	2
11	203780.027	203780.029	203780.034	203780.026	203780.036	203780.037	Fundo Bottom Fondo	MDF	1,278 x 0,280 x 0,003	1

LEGENDA DAS CORES | COLOR LEGEND | LEYENDA DE COLOR

009 - SEM PINTURA UNPAINTED SIN PINTAR	026 - OFF WHITE	027 - NATURALE	029 - FENDI	032 - IMPERIAL	037 - CINAMOMO
	033 - CALACATA	034 - SÉPIA	035 - JADE	036 - OLIVA	

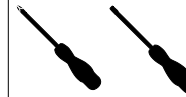
Ferramentas necessárias para montagem (não fornecidas)

Tools required for assembly (not supplied)

Herramientas necesarias para el montaje (no suministradas)



Parafusadeira
Screwdriver
Destornillador



Chave de
Fenda e Phillips



Martelo / Hammer
Martillo

Pessoas necessárias para montagem

People needed for assembly

Personas necesarias para el montaje



1 pessoas / people / personas

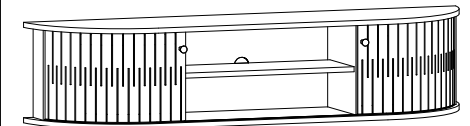


60 min

CUIDADOS ESPECIAIS | SPECIAL CARES | CUIDADOS ESPECIALES:

LIMPEZA: Pano limpo umedecido em água e sabão neutro - **BRILHO:** Flanela seca
CLEANING: Clean cloth humidified in water and neutral soap - **SHINE:** Dry flannel
LIMPIEZA: Tela limpia humedecida en la agua y el jabón neutro - **BRILLO:** Franela seca

ASPECTO FINAL | FINAL ASPECT



→ 1,356 m ↑ 0,298 m ↖ 0,290 m

Dimensão do Produto:

Product dimensions:

Dimensiones del producto:

PESO SUPORTADO

WEIGHT SUPPORTED

PESO SOPORTADO







Edição: | Edition: | Edición: 11/01/2024

ACESSÓRIOS | ACCESSORIES | ACCESORIOS

PARAFUSOS | Screw | Tornillo

CÓDIGO | CODE

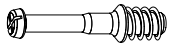

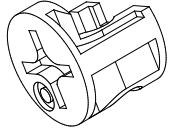
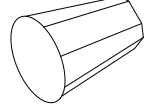
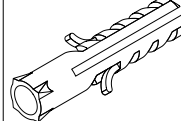


A		Parafuso Screw Tornillo 5,0 x 70	4x	1.02.10.0018
B		Parafuso Screw Tornillo 5,0x50 (Estrutural)	6x	1.02.10.0045
C		Parafuso Screw Tornillo 3,5 x 40	2x	1.02.10.0012
D		Parafuso Screw Tornillo 3,5 x 25	2x	1.02.10.0004

0 cm 1 2 3 4 5 6 7

RELAÇÃO DE COR DOS ACESSÓRIOS

Color ratio of accessories | Relación de color de los accesorios

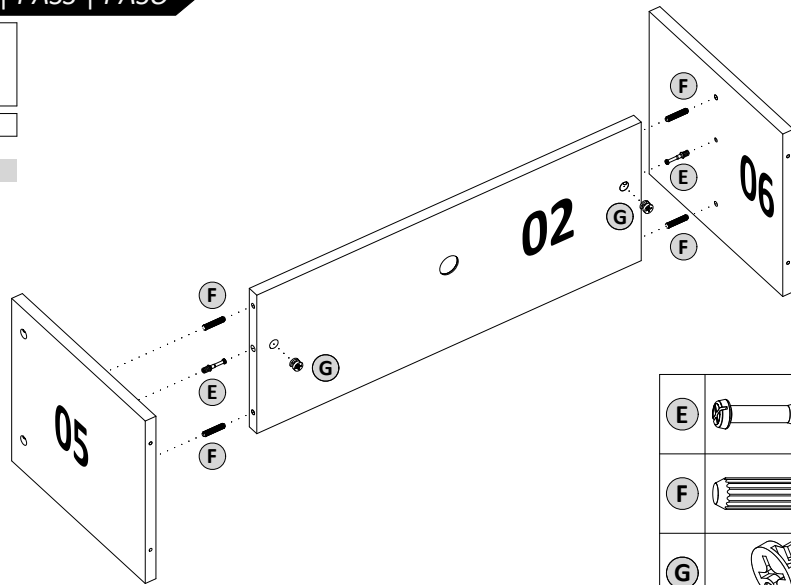
LETRA LETTER	DESCRIÇÃO DESCRIPTION DESCRIPCIÓN	MATÉRIA PRIMA FEEDSTOCK	COR COLOR	QUANT. AMOUNT CANTIDAD						CÓDIGO CODE
				NATURALE OFF WHITE	FENDI	NATURALE IMPERIAL	SÉPIA	CALACATA OFF WHITE	JADE OLIVA	
K	Tapa furo adesivo 18mm Adhesive hole cover 18mm Tapa agujero adhesivo 18mm	Papel Paper	Off White				6			1.02.08.0216
			Naturale				6			1.02.08.0219
			Sépia			6				1.02.08.0258
			Fendi		6					1.02.08.0245
			Oliva					6		1.02.08.0267
L	Giz p/ correção Touch-up chalk Tiza correctora	Cera Wax	Cinamomo						6	1.02.08.0286
			Calacata / Off White	1			1		1	1.02.14.0008
			Naturale	1	1					1.02.14.0009
			Imperial / Sépia			1				1.02.14.0018
			Fendi		1					1.02.14.0011
M	Trilho flexível 4/8 1430mm Flexible rail 4/8 1430 mm Carril flexible 4/8 1430mm	Plástico Plastic	Jade / Oliva					1		1.02.14.0021
			Cinamomo						1	1.02.14.0023
			Fendi		1					1.02.07.0641
			Off White				1			1.02.07.0640
			Naturale	1						1.02.07.0634
N	SACHE SILICONE	Silicone Silicona	Jade / Oliva					1		1.02.07.0639
			Imperial			1				1.02.07.0638
			Cinamomo					1		1.02.07.0647

LETRA LETTER	DESCRIÇÃO DESCRIPTION DESCRIPCIÓN	MATÉRIA PRIMA FEEDSTOCK	QUANTIDADE AMOUNT CANTIDAD	CÓDIGO CODE
E	 Pino girofix 5,0x30mm Girofix pin 5,0x30mm Pino girofix 5,0x30mm	Metal	12	1.02.05.0007
F	 Cavilha 6x30mm Dowel 6x30mm Clavija 6x30mm	Madeira Wood Madera	8	1.02.05.0001
G	 Castanha girofix 12x10mm Girofix chestnut 12x10mm Castaña girofix 12x10mm	Metal	12	1.02.05.0006
H	 Puxador diamante Diamond handle Tirador de diamante	Plástico Plastic	2	1.02.02.0047
i	 Bucha para parede 8mm Bucha for wall 8mm Buja para pared 8mm	Plástico Plastic	4	1.02.06.0079
J	 Etiqueta resinada Resin label Etiqueta en resina	Plástico Plastic	1	1.02.08.0013
N	 Sache de Silicone 10g (transparente) Silicone sachet 0,42oz (transparent) Bolsita de silicone 0,42oz (transparente)	Silicone Silicona	1	1.02.05.0047

1º PASSO | PASS | PASO

PEÇAS
PIECES
PIEZAS

S.M.	C.P.
01	05
02	06
03	02

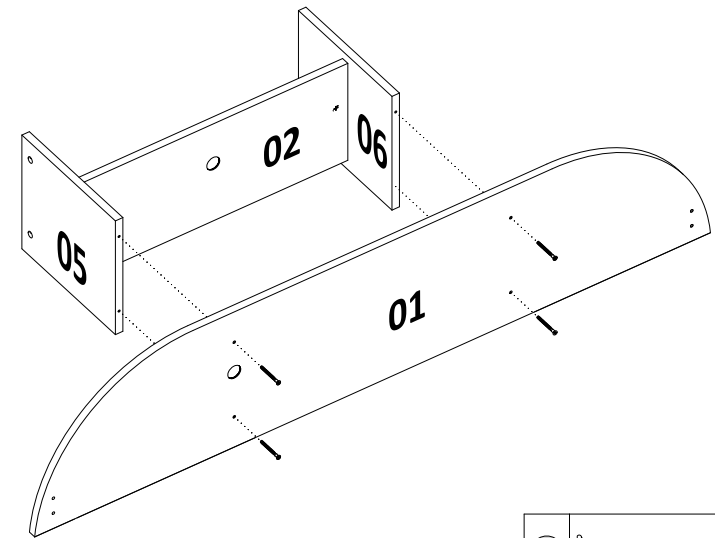


E		2
F		4
G		2

2º PASSO | PASS | PASO

PEÇAS
PIECES
PIEZAS

S.M.	C.P.
01	01
02	05
03	06
04	02

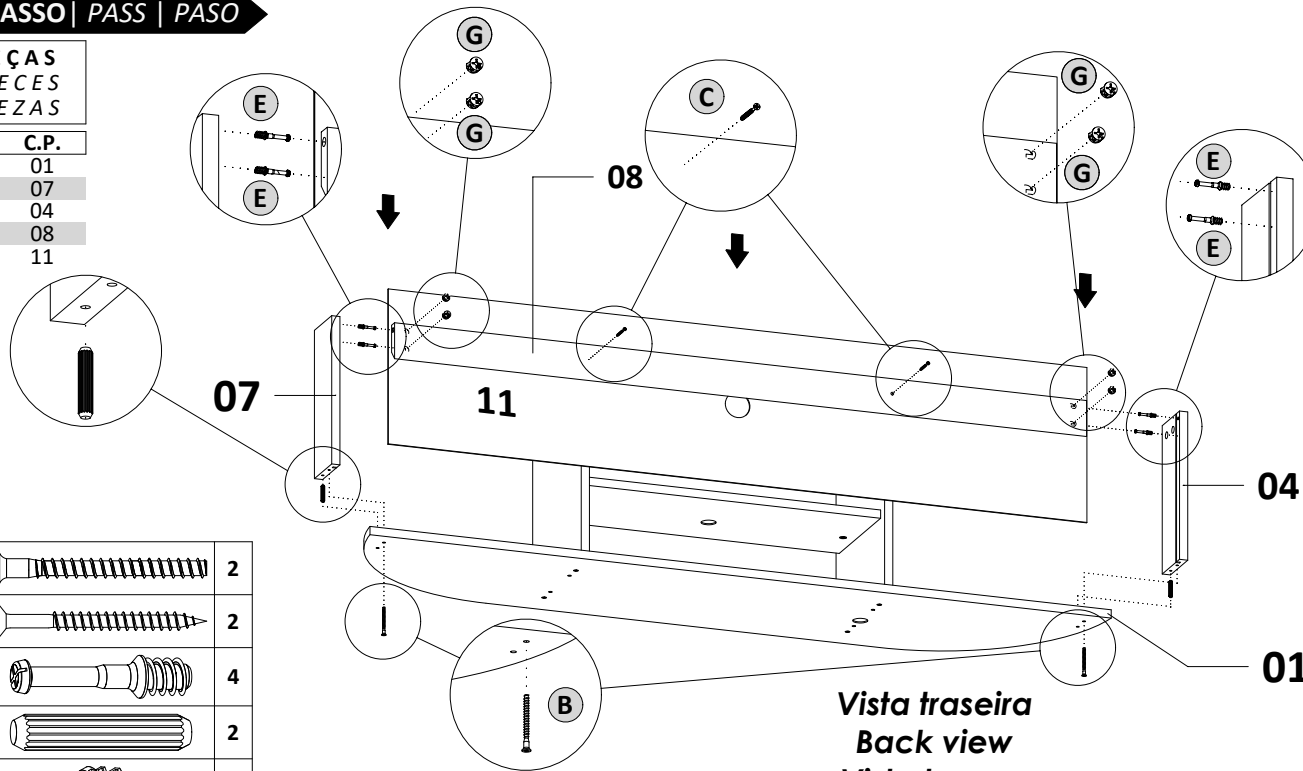


B		4
---	--	---

3º PASSO | PASS | PASO

PEÇAS
PIECES
PIEZAS

S.M.	C.P.
01	01
02	07
03	04
04	08
05	11



B		2
C		2
E		4
F		2
G		4

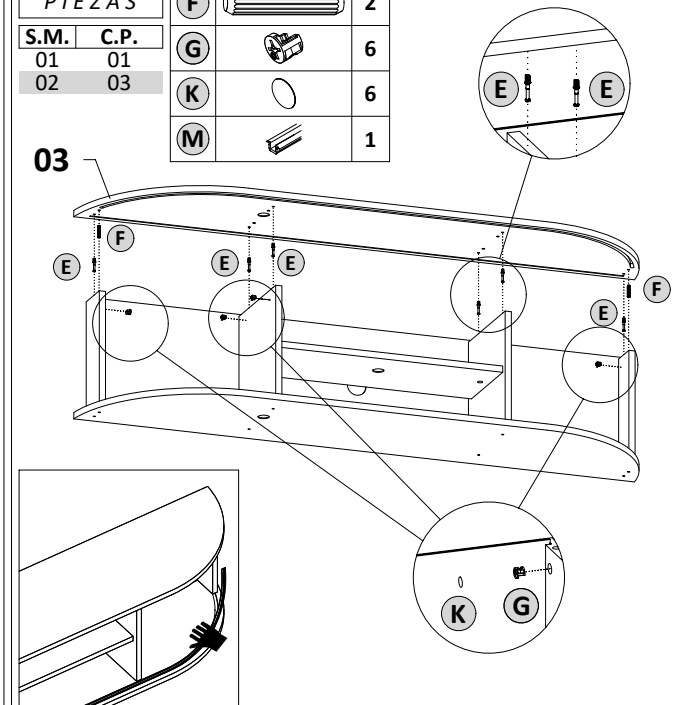
Vista traseira
Back view
Vista trasera

4º PASSO | PASS | PASO

PEÇAS
PIECES
PIEZAS

S.M.	C.P.
01	01
02	03



E		6
F		2
G		6
K		6
M		1

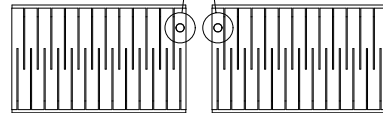
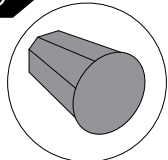


5º PASSO | PASS | PASO

PEÇAS
PIECES
PIEZAS

S.M.	C.P.
01	10
02	10

A		2
M		2



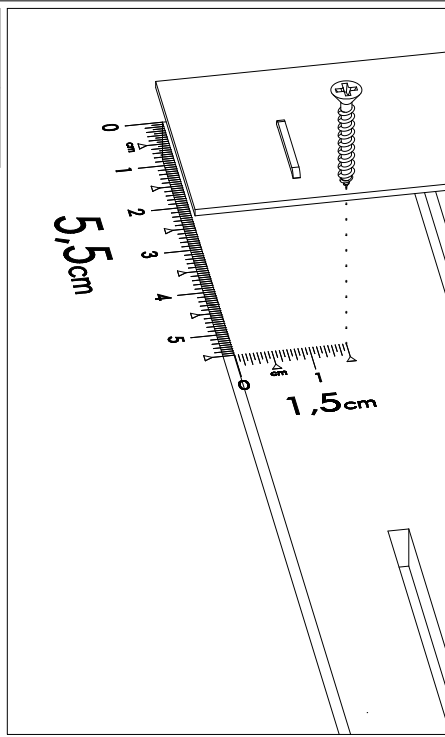
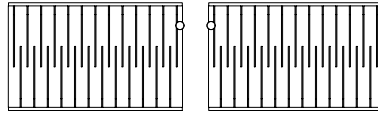
Porta esquerda
Door left
Puerta Izquierda

Porta direita
Door right
Puerta derecha

NÃO devem ser montado as portas conforme imagens abaixo

The doors should NOT be mounted as shown below:

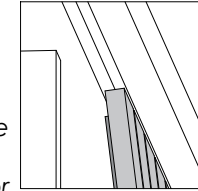
Las puertas NO deben montarse como se muestra a continuación:



6º PASSO | PASS | PASO

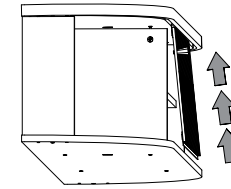
Encaixando a parte superior da porta no canal superior
Snapping the top of the port in the top channel

Rompiendo la parte superior del puerto en el canal superior



Soltar os pinos girofix para encaixar as portas conforme imagem

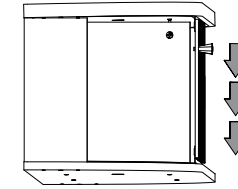
Release the girofix pins to fit the doors as shown in the image
Suelte los pasadores girofix para que se ajusten a las puertas como se muestra en la imagen



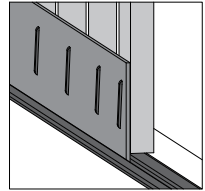
PORTA / DOOR / PUERTA

Encaixando a parte inferior da porta no canal do trilho
Snapping the bottom of the door on the rail channel

Rompiendo la parte inferior de la puerta en el canal ferroviario





PORTA / DOOR / PUERTA

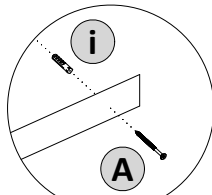


7º PASSO | PASS | PASO

PEÇAS
PIECES
PIEZAS

S.M.	C.P.
01	08

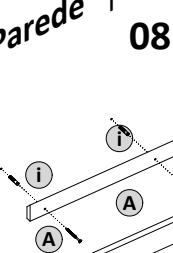
A		5
i		5



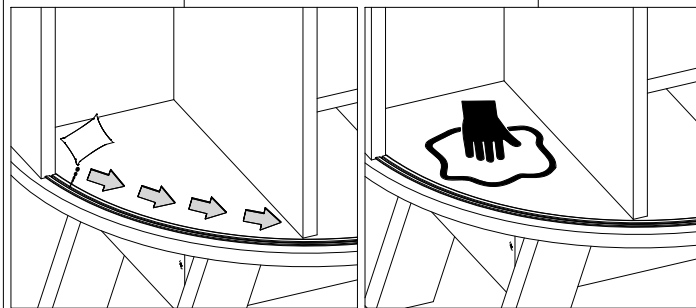
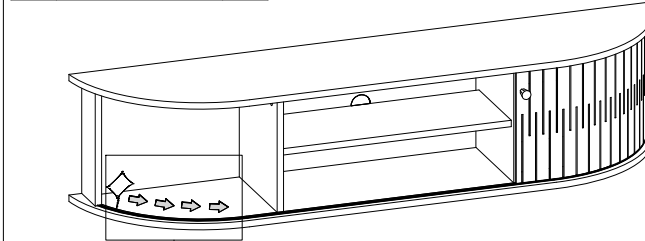
Medida do piso até o furo da parede
Measure from floor to wall hole
Mida desde el suelo hasta el agujero de la pared.

Parede | Wall | Pared
08

600 mm



N	SACHE SILICONE	1
----------	----------------	---



Parede | Wall | Pared

