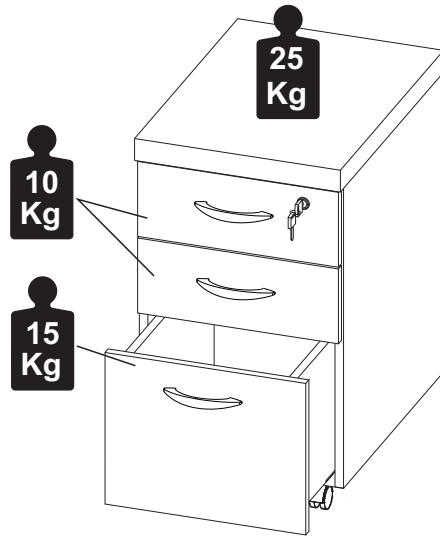


Capacidade de Carga - Load Capacity - Capacidad de carga



Manutenção e Limpeza

Vidros: pano levemente umedecido com álcool, seguido de pano seco.
Madeiras: pano levemente umedecido com água, seguido de pano seco.
*Nunca utilizar produtos químicos ou abrasivos.

Maintenance and Cleaning

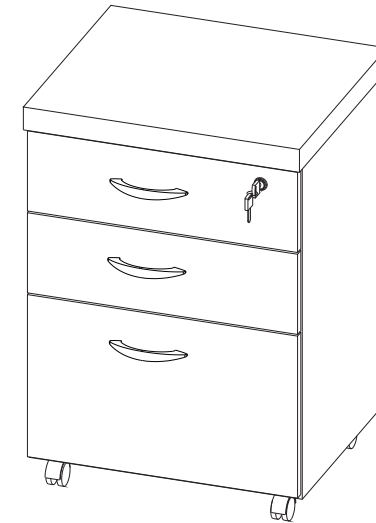
Glasses: cloth lightly moistened with alcohol, followed by dry cloth.
Woods: cloth slightly moistened with water, followed by cloth se.
*Never use chemicals or abrasives.

Mantenimiento y Limpieza

Vidrios: legeramente humedecido con alcohol, seguido de un paño seco.
Madera: ligeramente humedecido con agua, seguido de un paño seco.
*No utilice nunca productos químicos o abrasivos.

INSTRUÇÕES DE MONTAGEM ASSEMBLY INSTRUCTIONS INSTRUCCIONES DE MONTAJE

GAVETEIRO DRAWERS CAJONERO



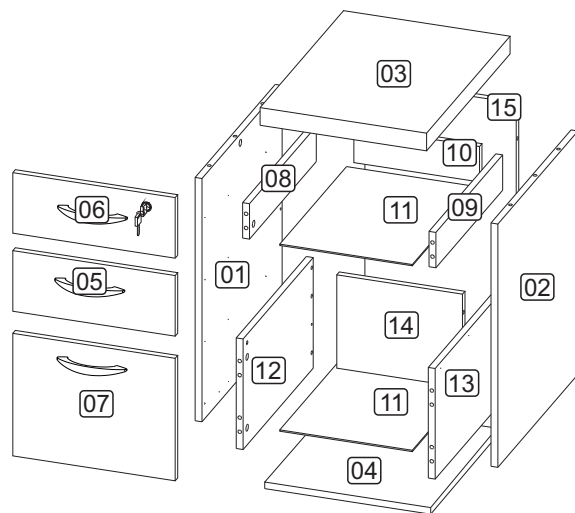
REF. # 4640



LISTA DE PEÇAS

LISTA DE PEÇAS

- 01 - Lateral Esquerda
- 02 - Lateral Direita
- 03 - Tampo
- 04 - Base
- 05 - Frente Gaveta
- 06 - Frente Gaveta Tranca
- 07 - Frente Gav. Maio
- 08 - Lateral Esq. Gaveta
- 09 - Lateral Dir. Gaveta
- 10 - Costa Gaveta
- 11 - Fundo Gaveta
- 12 - Lateral Esq. Gav. Maior
- 13 - Lateral Dir. Gav. Maior
- 14 - Costa Gav. Maior
- 15 - Costa

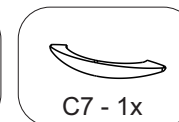
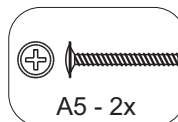
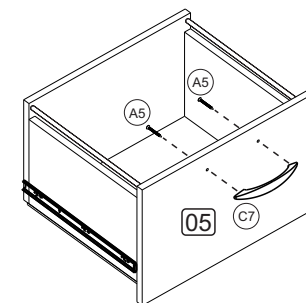
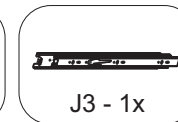
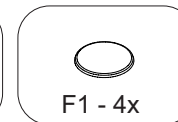
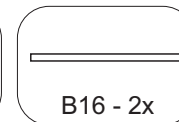
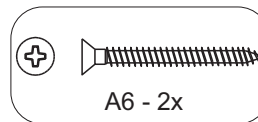
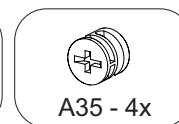
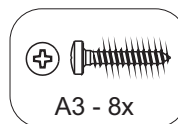
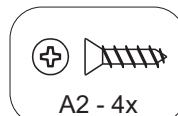
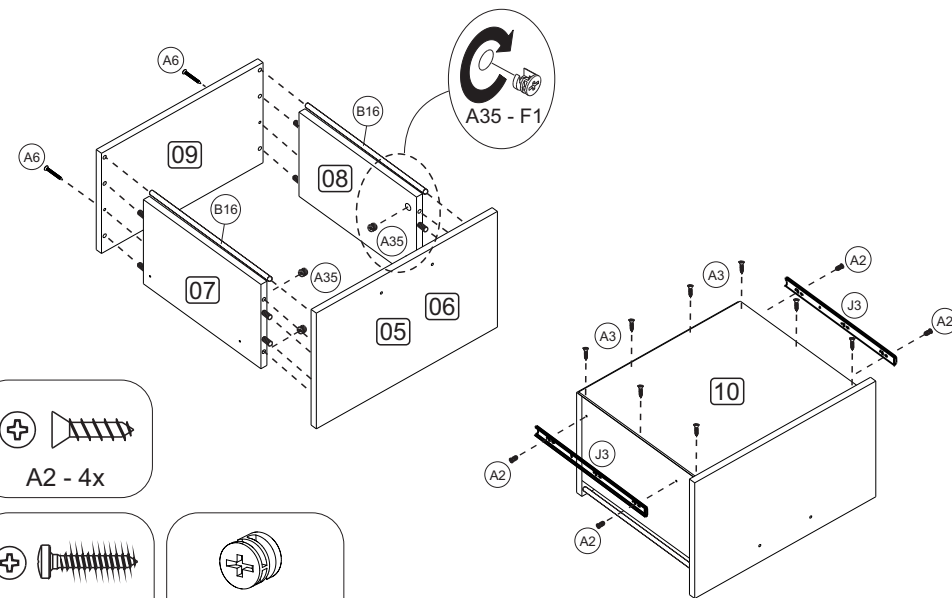


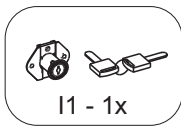
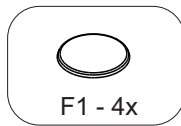
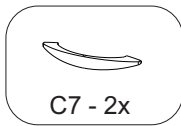
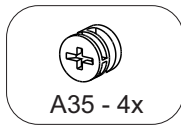
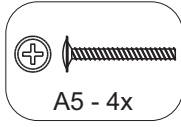
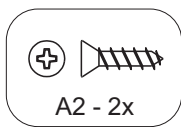
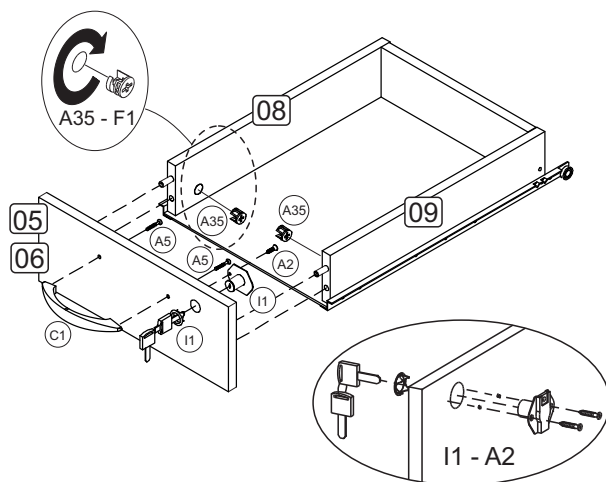
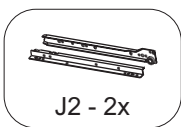
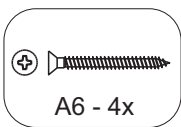
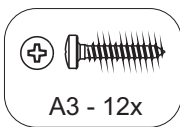
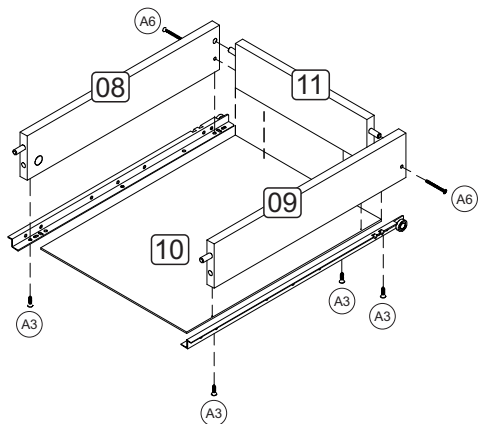
LISTA DE PIEZAS

- 01 - Lateral Izquierda
- 02 - Lateral Derecha
- 03 - Tampo
- 04 - Base
- 05 - Frente Cajón
- 06 - Frente Cajón tranca
- 07 - Frente Cajón Mayor
- 08 - Lateral Izq. Cajón
- 09 - Lateral Der. Cajón
- 10 - Revés Cajón
- 11 - Fondo Cajón
- 12 - Lateral Izquierda Cajón mayor
- 13 - Lateral Derecha Cajón Menor
- 14 - Revés Cajón Mayor
- 15 - Costa

PARTS IDENTIFICATION

- 01 - Left Side
- 02 - Right Side
- 03 - Cover
- 04 - Base
- 05 - Drawer Front
- 06 - Front Drawer Locks
- 07 - Large Front Drawer
- 08 - Left Drawer Side
- 09 - Right Drawer Side
- 10 - Drawer Back
- 11 - Drawer Bottom
- 12 - Large Left Side Drawer
- 13 - Large Right Side Drawer
- 14 - Drawer Back
- 15 - Coast





ACESSÓRIOS ACCESSORIES ACCESORIOS

A2 - PARAF. 3,5x14 CC
36x



A3 - PARAF. 3,5x20 CP
20x



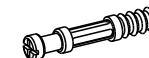
A5 - PARAF. 3,5x25 CF
6x



A6 - PARAF. 3,5x40 CC
6x



A32 - PARAF. MINIFIX
14x



A35 - TAMBOR
MINIFIX **14x**



B16 - HASTE MET.
353mm **2x**




C7 - PUXADOR
3x



C2 - KIT DE RODÍZIOS
4x



D1 - CAVILHA 8x30
28x



F1 - TAPA FURO \varnothing 18
8x



I1 - FECHADURA P/GAV.
1x



J1 - CORREDIÇA 350mm
2x



J3 - CORREDIÇA
TELESC. 350mm **1x**



M2 - CHAPA L 2 FUROS
OBL 42x17x0,9mm ZB **1x**



Medir os acessórios na régua abaixo.

