

Componentes / Components

SEQ	CODIGO	DESCRICAO COMPLETA	QTDE	COMP	LARG	ESP	VOL
1	FJ-0116.38	LATERAL ESQUERDA / LATERAL IZQUIERDA / LEFT SIDE	1	2339	445	12	1
2	FJ-2498.38	RODAPE FRONTAL / ZÓCALO FRONTAL / FRONT BASEBOARD	1	2274	116	15	2
3	AC-2498	RODAPE TRASEIRO / ZÓCALO TRASERO / REAR BASEBOARD	1	2274	116	15	2
4	FJ-0118.38	LATERAL DIREITA / LATERAL DERECHA / RIGHT SIDE	1	2339	445	12	1
5	AC-2496	REFORÇO DO RODAPE / REFUERZO DEL ZÓCALO / BASEBOARD REINFORCEMENT	2	415	116	12	2
6	FJ-1672.38	DIVISORIA ESQUERDA / DIVISIÓN IZQUIERDA / LEFT DIVIDER	1	1771	445	15	4
7	FJ-1678.38	DIVISORIA DIREITA / DIVISIÓN DERECHA / RIGHT DIVIDER	1	1771	445	15	4
8	AC-3986.38	BASE DA DIVISORIA / BASE DE DIVISIÓN / DIVIDER BASE	2	80	445	12	4
9	FJ-4536.38	TAMPO DA GAVETA ESQUERDO / TAPA IZQUIERDA DE CAJONES / LEFT DRAWER TOP	1	748	445	15	5
10	FJ-4535.38	TAMPO GV CENTRAL / TAPA CENTRAL DE CAJONES / CENTRAL DRAWER TOP	1	748	445	15	5
11	FJ-4532.38	TAMPO DAS GAVETAS DIREITO / TAPA DERECHA DE CAJONES / RIGHT DRAWER TOP	1	748	445	15	5
12	FJ-1673.38	DIVISORIA ESTREITA / DIVISIÓN ESTRECHA / NARROW DIVIDER	1	1342	355	12	1
13	FJ-4533.38	PRATELEIRA PARAFUSO NICHOS / ESTANTE CON TORNILLO PARA NICHOS / SHELF WITH SCREW FOR NICHE	3	368	355	12	1
14	FJ-4534.38	PRATELEIRA NICHOS SEM FURO / ESTANTE DE NICHOS SIN AGUJERO / NICHE SHELF WITHOUT HOLE	2	368	355	12	1
15	FJ-3987.38	TAMPO INTERMEDIARIO / TAPA INTERMEDIA / INTERMEDIATE TOP	1	2274	445	12	2
16	FJ-1676.38	DIVISORIA PEQUENA SUPERIOR / DIVISIÓN PEQUEÑA SUPERIOR / SMALL UPPER DIVIDER	2	340	84	15	4
17	FJ-3988.38	TAMPO SUPERIOR / TAPA SUPERIOR / TOP PANEL	1	2274	445	12	2
18	FJ-2484.38	MOLDURA / MOLDURA / FRAME	1	2298	80	15	1
19	FJ-6290.38	FRENTE DE GAVETA / FRENTE DE CAJÓN / DRAWER FRONT	6	758	218	15	4
20	FJ-8309.38	LATERAL DE GAVETA / LATERAL DE CAJÓN / DRAWER SIDE	4	350	155	12	1
20	FJ-8309.38	LATERAL DE GAVETA / LATERAL DE CAJÓN / DRAWER SIDE	8	350	155	12	5
21	FJ-8308.38	TRASEIRO DE GAVETA / TRASERA DE CAJÓN / DRAWER BACK	6	699	140	12	5
22	DP-7360.44	FUNDO DE GAVETA / FONDO DE CAJÓN / DRAWER BOTTOM	6	709	355	3	4
23	AC-1677	TRAVA DA GAVETA / TRABA DE CAJÓN / DRAWER LOCK	6	350	60	12	1
24	DI-7366.38	FUNDO SUPERIOR / FONDO SUPERIOR / UPPER BOTTOM	1	2294	356	3	2
25	DI-7364.38	FUNDO / FONDO / BOTTOM PANEL	4	1353	372	3	1
26	DI-7365.38	FUNDO / FONDO / BOTTOM PANEL	2	1353	381	3	1
27	DT-7367	FUNDO INFERIOR / FONDO INFERIOR / LOWER BOTTOM	1	2294	450	3	2
28	FJ-2494.38	PERFIL "H" MDF / PERFIL "H" MDF / H PROFILE MDF	2	1342	40	9	2
29	FJ-5592.38	PORTA / PUERTA / DOOR	6	1700	378	15	3



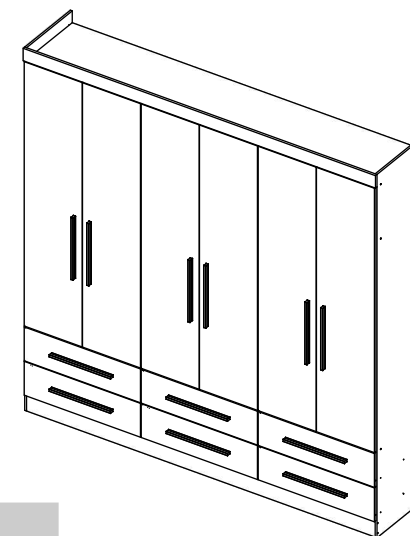
BATROL - Indústria e Comércio e Móveis Ltda.
 Av. Pedro Baso 476 - Recanto Jd. Dalva - 13660-000 - Porto Ferreira - SP - Brasil
 Telefone: PABX (19) 3581-4123 / (19) 3589-5123
 Caixa Postal : 580 CNPJ: 48.024.392/001-55 Insc. Est: 555.011.453.112
 e-mail: batrol@batrol.com.br Site: www.batrol.com.br



Vídeo Montagem -
 Montaje - Drawing - Youtube



SMARTPHONE, TABLET,
 PDAs, E SIMILARES COM
 CONEXÃO COM INTERNET.



Guarda-Roupa/ Armario/ Closet

Altura - Height: 2239mm

Frente - Front: 2278mm

Prof. Total - Total Depth: 445mm

Instruções - Instructions - Instrucciones:

REVISÃO: 00 - 20/05/2025

- Siga corretamente as instruções deste manual - Siga correctamente las instrucciones de estos manuales - Follow the instructions in this manual correctly
- Ferramentas para a montagem - Herramientas para el montaje - Tools for assembly:



**Parafusadeira
 Atornillador
 Screwdriver**



**Chave Philips
 Destorn. Estrela
 Phillips Head**



**Martelo
 Martillo
 Hammer**



**Esquadro
 Escuadra
 Square**

- 1- Use a embalagem para apoiar o produto - Utilice el embalaje para apoyar el producto - Use the packaging to support the product.
- 2- Separe os acessórios - Separe los accesorios - Separate the accessories.
- 3- Não improvise ferramentas - No improvise herramientas - Do not improvise tools.
- 4- Passe colas nas cavilhas - Coloca pegamento em las clavijas - Pass glues on the pegs.
- 5- Esquadre antes de fixar o fundo - Escuadra antes de fijar el fondo - Square before fixing the bottom

Uso e limpeza - Uso y limpieza - Use and cleaning:

- Distribua o peso nas gavetas - Distribuye el peso em los cajones - Distribute the weight in the drawers.
- Sempre mude o produto vazio - Cambiar siempre el producto vacio - Always change the empty product.
- Limpe somente com pano seco ou pouco úmido - Limpie solo com um paño seco o poco húmedo - Wipe only with dry or slightly damp cloth.

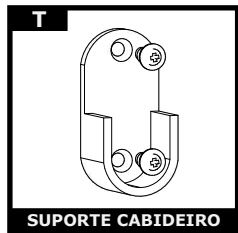
LINHA MAJESTIC/LINEA MAJESTIC/LINE MAJESTIC

MONTAGEM - MONTAJE - DRAWING 02.1227

CÓPIA CONTROLADA 1/6

PRÉ-MONTAGEM

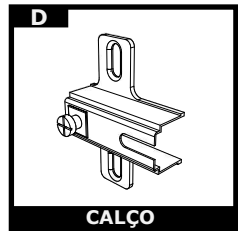
PRÉ-MONTAJE / PRE-ASSEMBLY



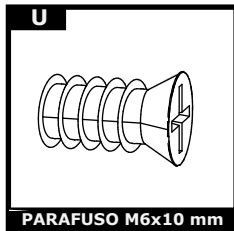
SUORTE CABIDEIRO
Suporte de perchero
Coat rack support



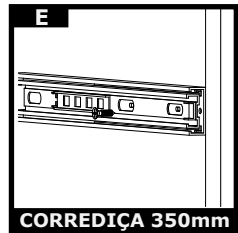
PARAFUSO 3,5x12 mm
Tornillo/Screw



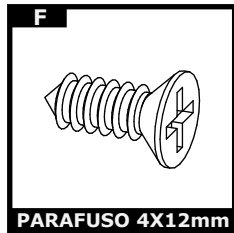
CALÇO
Cuiña/Chock



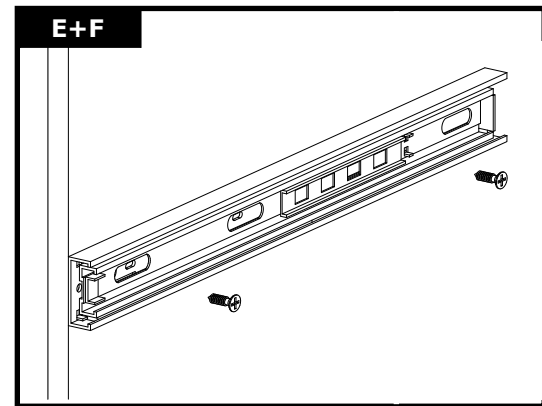
PARAFUSO M6x10 mm
Tornillo/Screw



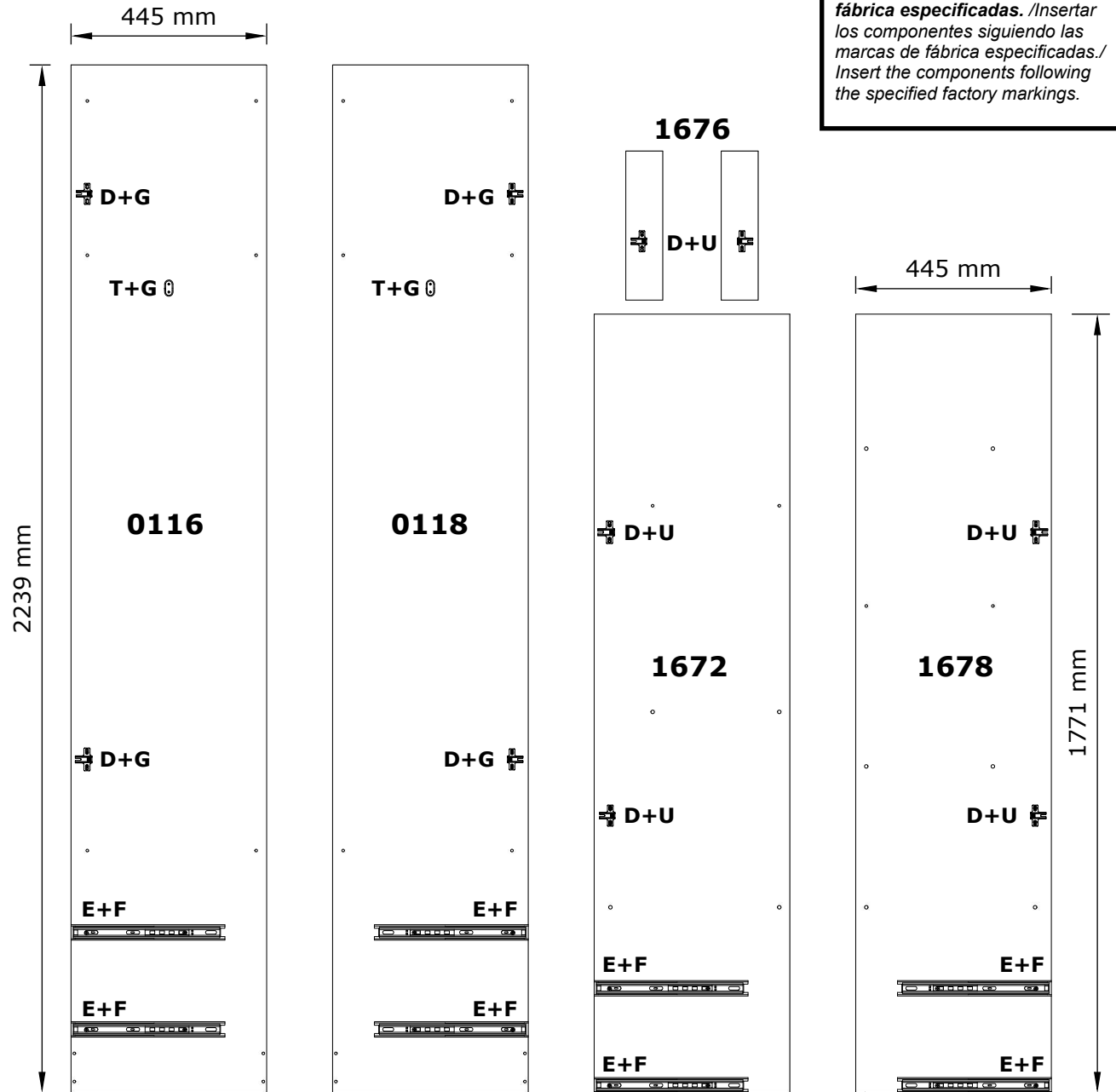
CORREDIÇA 350mm
Guia/Slide



PARAFUSO 4X12mm
Tornillo/Screw



E+F



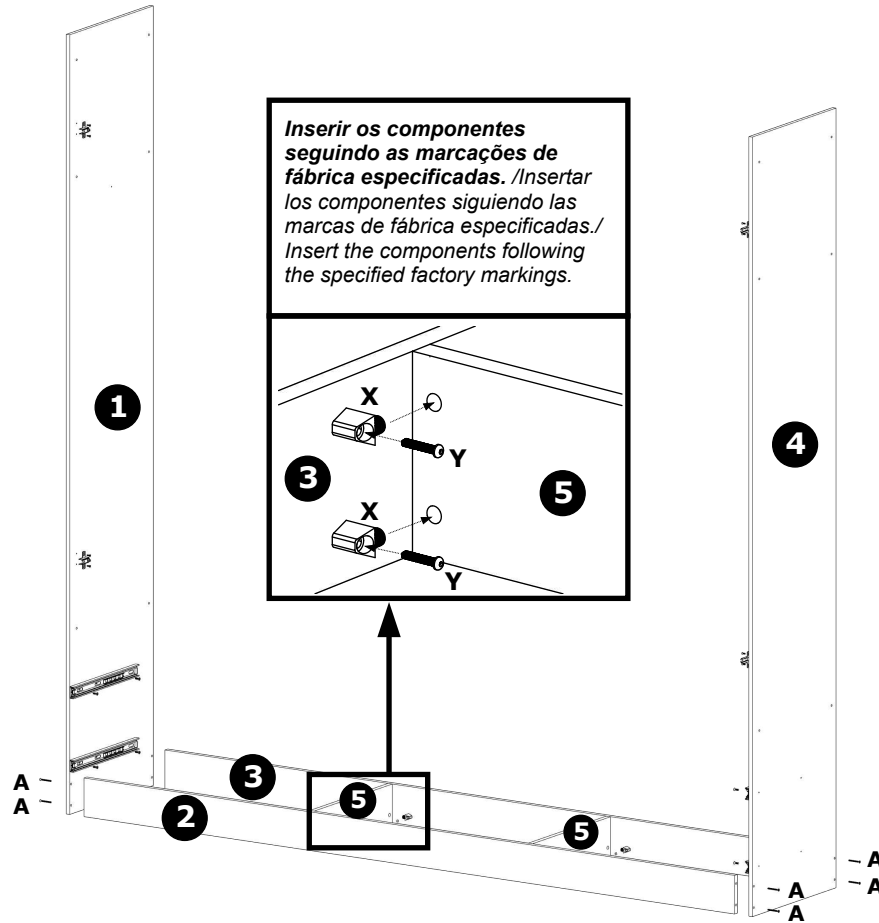
Inserir os componentes seguindo as marcações de fábrica especificadas. /Insertar los componentes siguiendo las marcas de fábrica especificadas. / Insert the components following the specified factory markings.

*Medidas em mm - Medidas em mm - Measurements in mm

SIGA A SEQUENCIA DE MONTAGEM | SIGA LA SECUENCIA DE MONTAJE | FOLLOW THE ASSEMBLY SEQUENCE

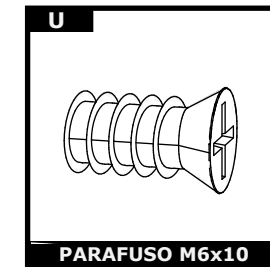
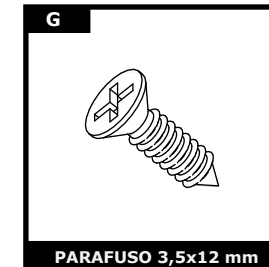
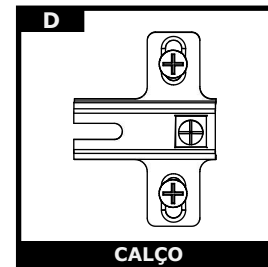
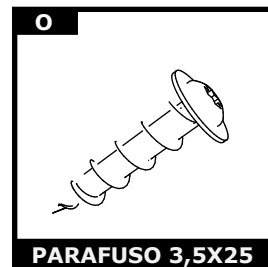
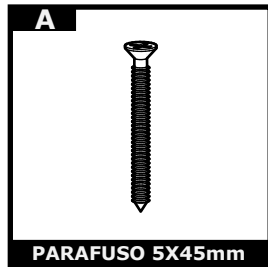
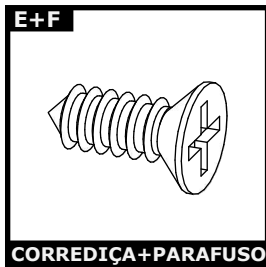
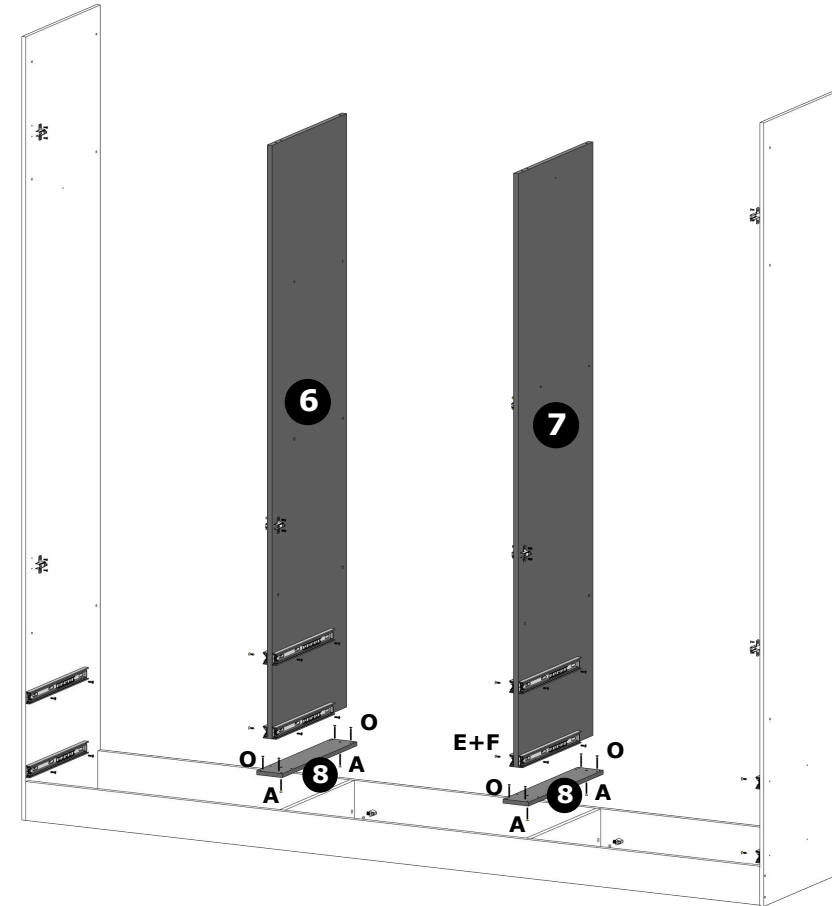
MONTAGEM - FASE 1

MONTAGE - FASE 1 / ASSEMBLY - PHASE 1



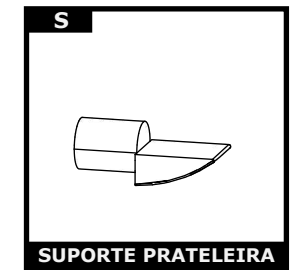
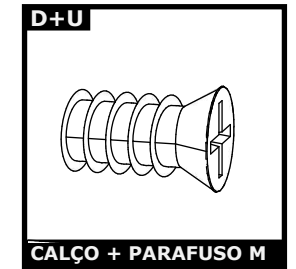
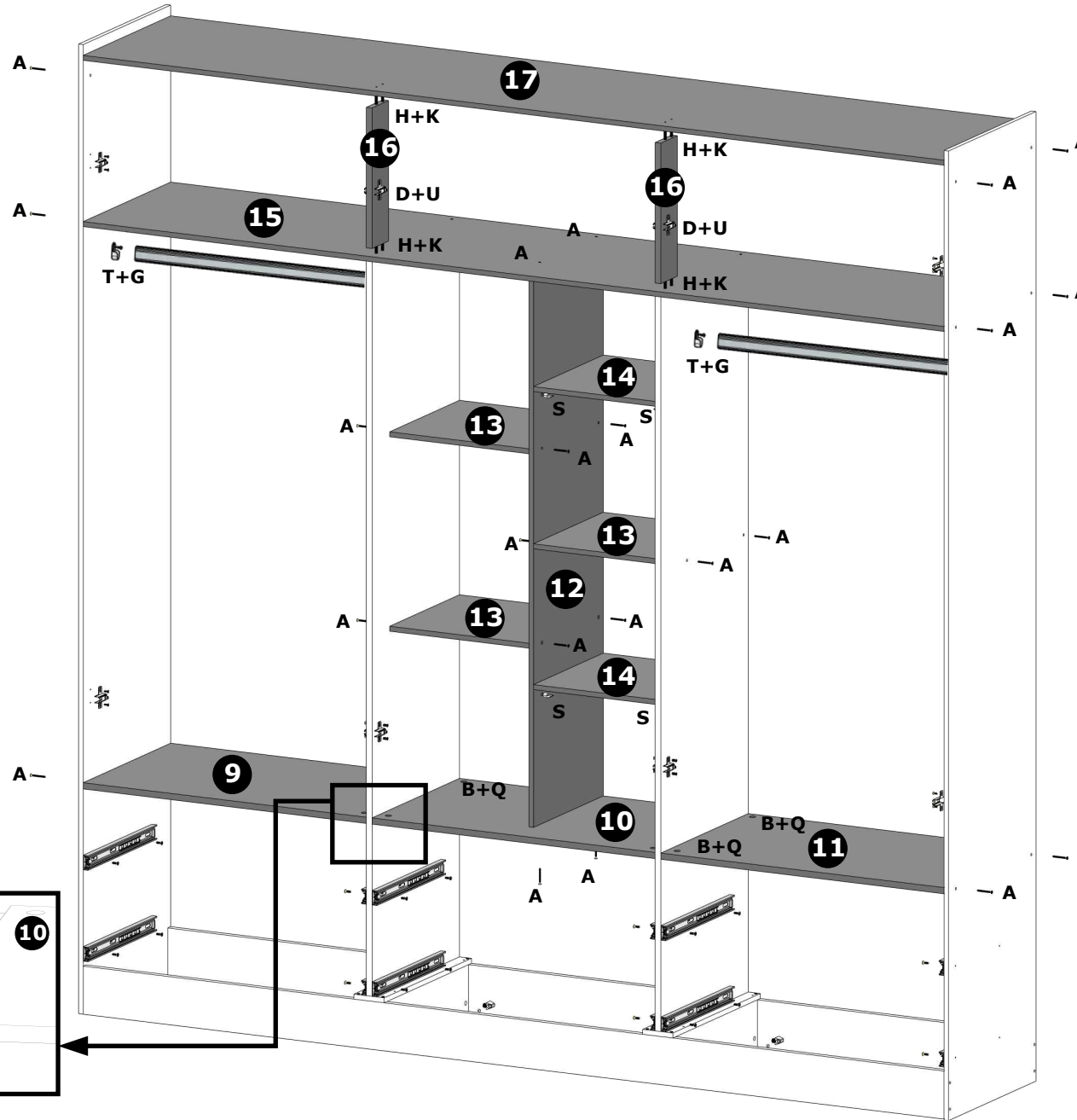
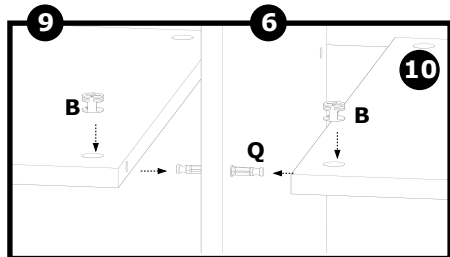
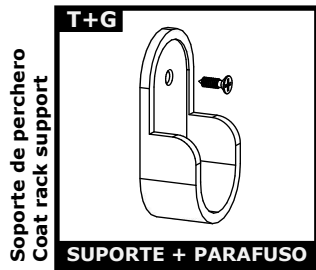
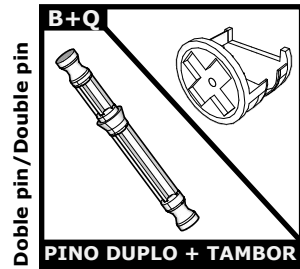
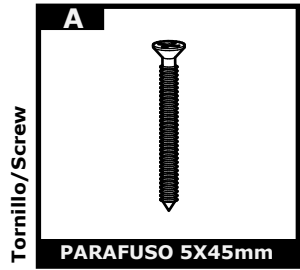
MONTAGEM - FASE 2

MONTAGE - FASE 2 / ASSEMBLY - PHASE 2



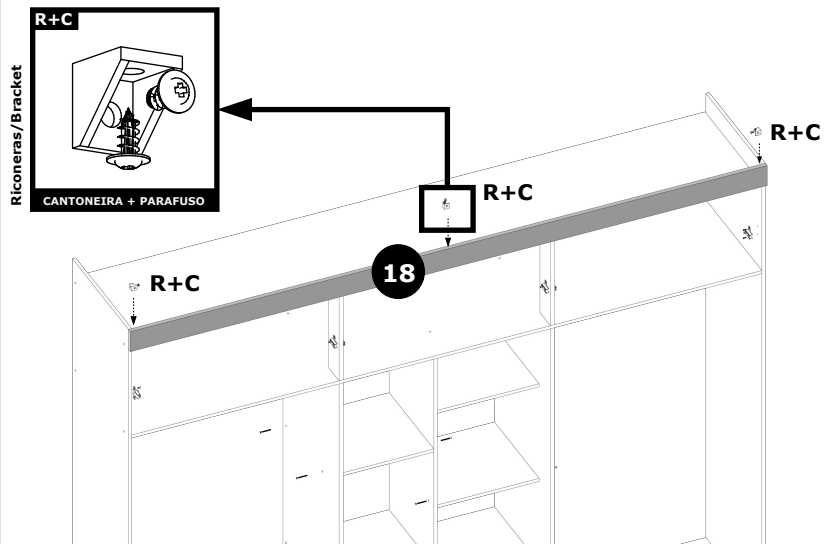
MONTAGEM - FASE 3

MONTAGE - FASE 3 / ASSEMBLY - PHASE 3



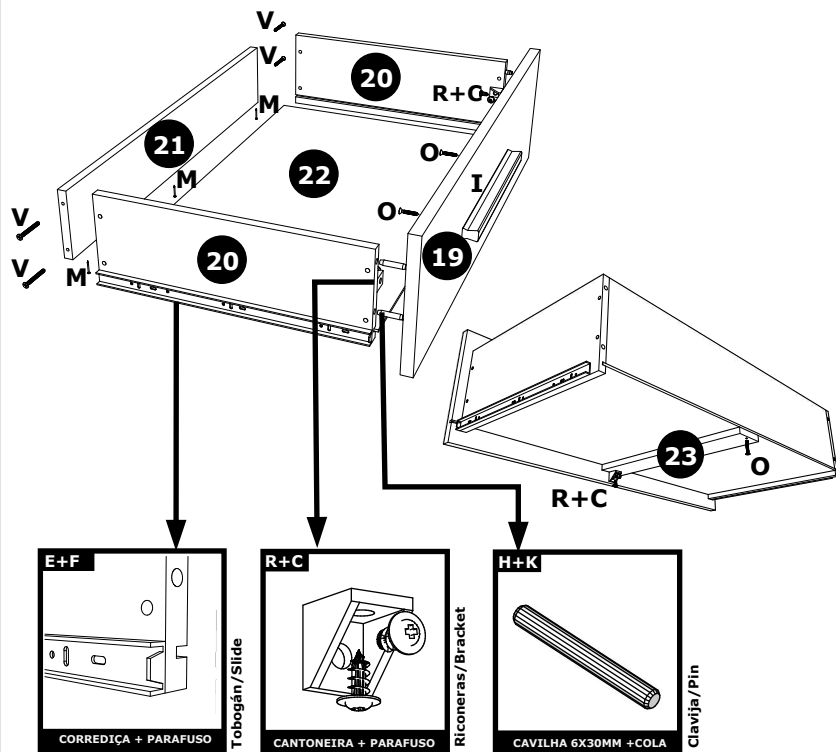
MONTAGEM - MOLDURA

MONTAGE - MOLDURA / ASSEMBLY - FRAME



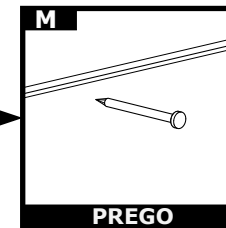
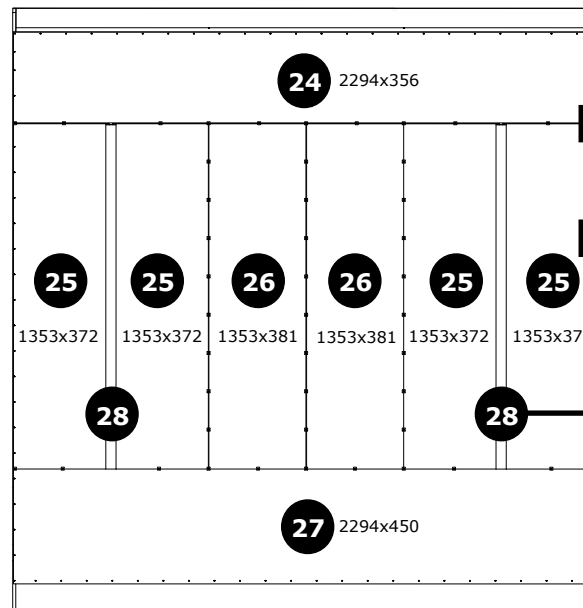
MONTAGEM - GAVETAS

MONTAGE - CAJONES / ASSEMBLY - DRAWERS



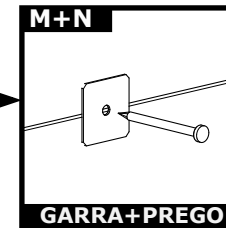
MONTAGEM - FUNDOS

MONTAGE - FONDOS / ASSEMBLY - BACK PANEL



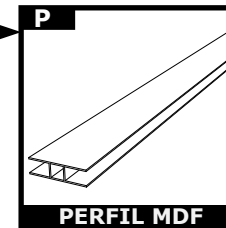
PREGO

Clavo/Nail



GARRA+PREGO

Garra de metal/
Metal Claw

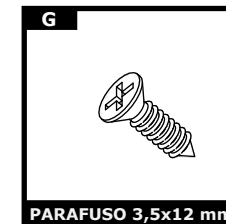
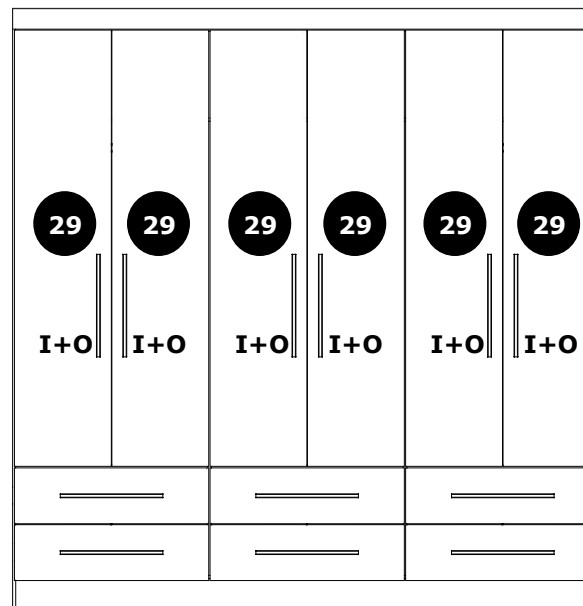


PERFIL MDF

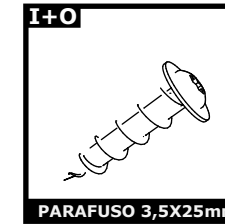
Perfil de remate/
MDF-profile

MONTAGEM - PORTAS

MONTAGE - PUERTAS / ASSEMBLY - DOORS

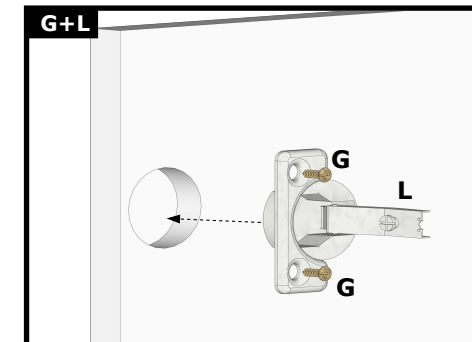


PARAFUSO 3,5x12 mm



PARAFUSO 3,5x25mm

Tornillo/Screw



Acessórios / Acesoio / Accessory

A Parafuso - Tornillo - Screw 5 x 45mm  40 Pçs	B Pino de haste dupla  04 Pçs	C Parafuso flangeado - Tornillo con brida - Screw flaged 3,5 x 12mm  32 Pçs	D Calço alto Cuña - Shim 12mm  18 Pçs	E Corrediça 350mm Guia 350mm Slide 350mm  6 prs
F Parafuso - Tornillo - Screw 4 x 12mm  72 Pçs	G Parafuso Tornillo-Screw 3,5x12mm  16 Pçs	H Cavilha - Clavija - Pin 6x30mm  30 Pçs	I Puxador -Asa- Knob 400mm  12 Pçs	J Cavilha - Clavija - Pin 6x50mm  05 Pçs
K Cola - Pegamento - Glue  04 Pçs	L Dobradiça Bisagra Hinge  18 Pçs	M Prego - Clavo - Nail 10x10  220 Pçs	N Garra de metal- plate metal  70 Pçs	O Parafuso - Tornillo - Screw 3,5 x 25mm  40 Pçs
P Perfil "MDF" "MDF" profile  02 Pçs	Q Tambor (castanha girofix)  08 Pçs	R Cantoneira  16 Pçs	S Suporte de Prateleira  08 Pçs	T Suporte do Cabideiro  04 Pçs
U Parafuso M6x10mm  16 Pçs	V Parafuso 4X40mm  24 Pçs	W Sapata Plástica 15mm  08 Pçs	X Dispositivo de Montagem Trapézio  08 Pçs	Y Parafuso Cabeça Panela 5x25 mm  08 Pçs

*Medidas em mm - Medidas em mm - Measurements in mm
*Desenhos ilustrativos - Dibujos ilustrativos - Illustrative drawings

Códigos / Codes

