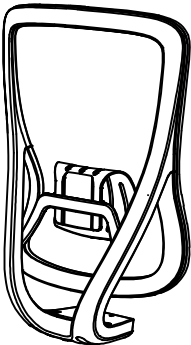

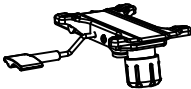

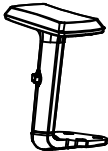










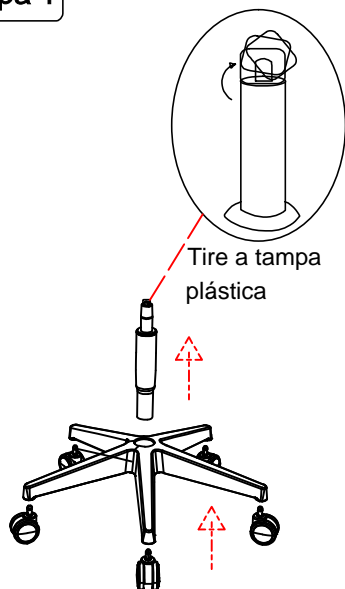


Manual de Instruções-KAPPA

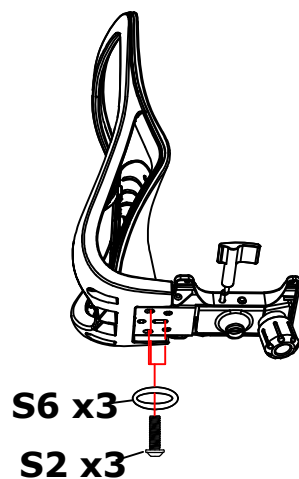


Estofamento Traseiro	Estofamento de Assento	Mecanismo	Base	Apoio de Braço	Rodízio	Elevação de Gás	Conjunto de Parafusos			
							S1 X4 M6x20		S5 X10 M6x16x1.2	
							S2 X3 M8x20		S6 X3 M8x22x1.2	
							S3 X2 M6x30		S7 X1 M6	
							S4 X4 M6x35		S8 X1 M5	
					X5					

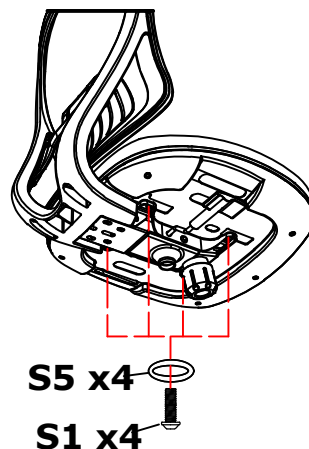
Etapa 1



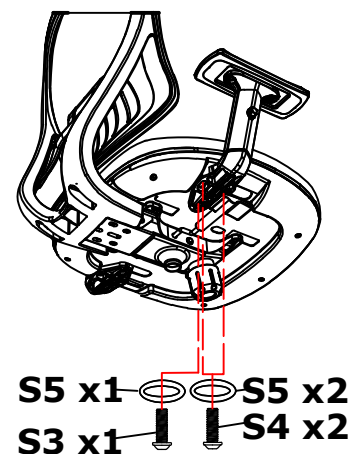
Etapa 2



Etapa 3



Etapa 4



Etapa 5

