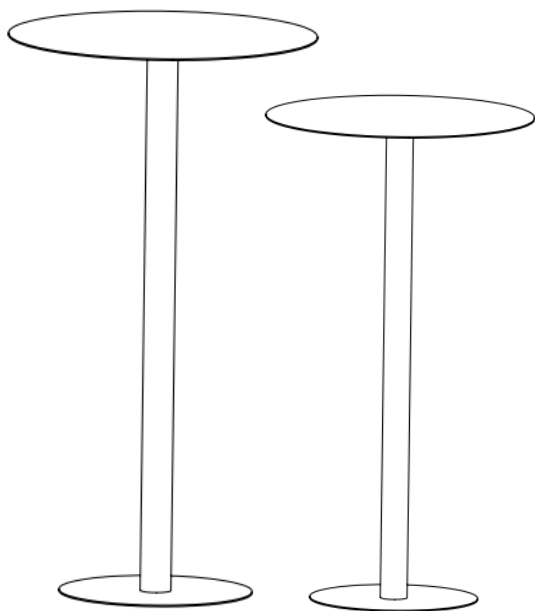


STUDIO
METAL MADEIRA

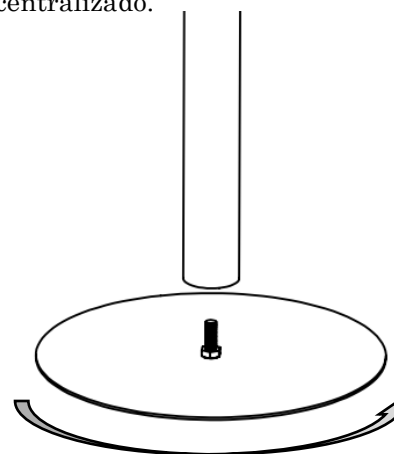


Mesa Lateral Wing

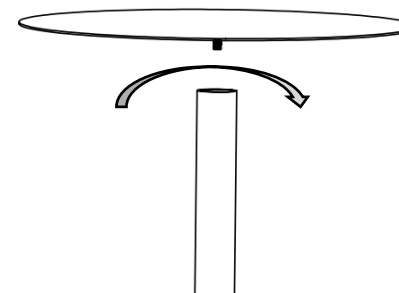
REDONDA VERSÃO 01/2024

Instruções de Montagem

- 1 ✓ Posicionar e rosquear **BASE REDONDA MENOR** no **TUBO ESTRUTURAL** centralizado.
(Imagem 01)



- 2 ✓ Após fixar base posicionar **TAMPO REDONDO MAIOR** centralizado com a base e rosquear.
(Imagem 02)



(47) 9 9945-0603



3 Meses



Max. 3 Kg