





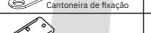
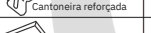
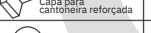

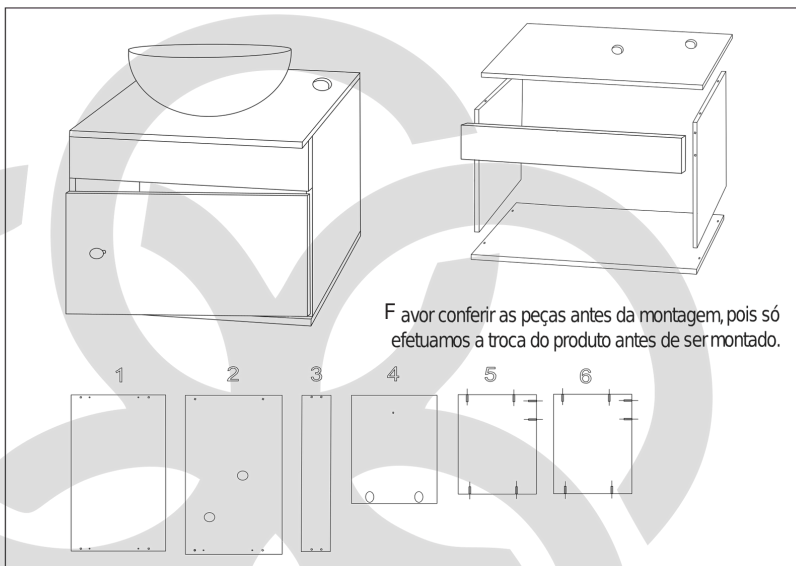










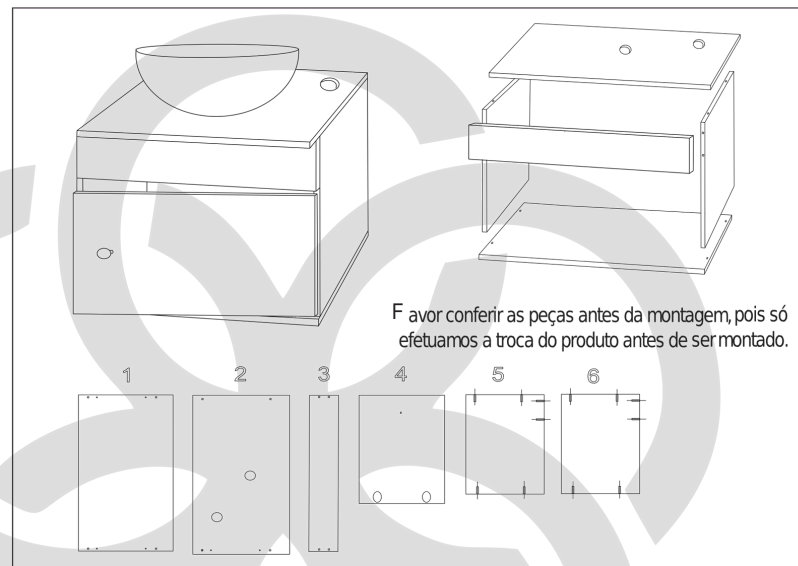


COMPONENTES	QTD
A  Cavilha 6x30	12
B  Parafuso 3,5x40	4
C  Parafuso 4x14	26
D  Parafuso 3x25	1
E  Dobradiça	2
F  Cantoneira de fixação	2
G  Cantoneira reforçada	2
H  Capa para cantoneira reforçada	1
I  Puxador	1
J  Cola	



COMPONENTES	QTD
A  Cavilha 6x30	12
B  Parafuso 3,5x40	4
C  Parafuso 4x14	26
D  Parafuso 3x25	1
E  Dobradiça	2
F  Cantoneira de fixação	2
G  Cantoneira reforçada	2
H  Capa para cantoneira reforçada	1
I  Puxador	1
J  Cola	



**ATENÇÃO:** Verifique sempre a posição das peças conforme imagem antes de parafusar.

**ATENÇÃO:** Verifique sempre a posição das peças conforme imagem antes de parafusar.

