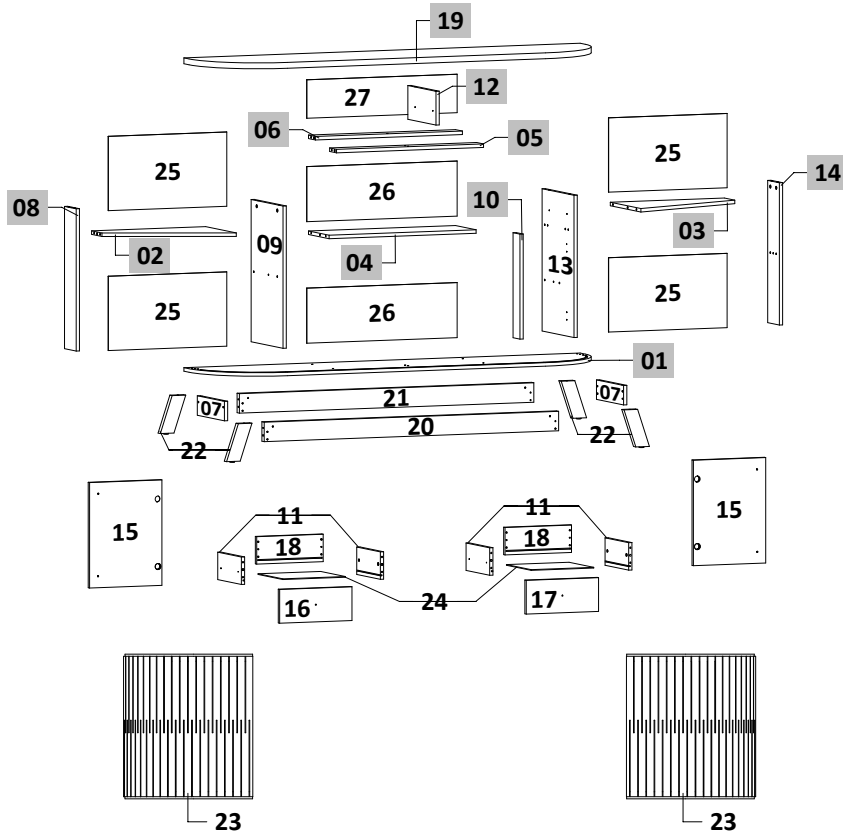


CÓDIGO DE PEÇAS | CODE OF PIECES | CÓDIGO DE PIEZAS



Edição: | Edition: | Edición: 11/01/2024

Ferramentas necessárias para montagem (não fornecidas)
Tools required for assembly (not supplied)
Herramientas necesarias para el montaje (no suministradas)



Parafusadeira
Screwdriver / Destornillador



Chave de
Fenda e Phillips



Martelo
Hammer / Martillo

Pessoas necessárias para montagem
People needed for assembly
Personas necesarias para el montaje



1 pessoa / people / persona

Tempo Montagem
Assembly time
Tiempo montaje



90 min

INSTRUÇÕES DE MONTAGEM | ASSEMBLY INSTRUCTIONS | INSTRUCCIONES DE MONTAJE

- Prepare a montagem do móvel próximo ao local que ele ficará definitivamente e evite deslocá-lo depois de montado;
- Forre o chão com papelão ou similar e utilize a isomanta que vem entre as peças para evitar o contato entre elas durante a montagem;
- Monte o móvel obedecendo a ordem numérica da **sequência de montagem (S.M.)**, identificando as peças pelo **código de peça (C.P.)** carimbado na mesma, de acordo com a tabela.

- Prepare the assembly of the close piece of furniture to the place that it will be definitively and avoid to move after done. Will be definitively and avoid to move after done;
- Cover the ground with cardboard or similar and use the isomanta that it comes among the pieces to avoid the contact among them during the assembly;
- Set up the piece of furniture obeying the numeric order of the **assembly sequence (S.M.)**, identifying the pieces by **code of piece (C.P.)** stamped in the same, in agreement with the table.

- Prepare la montaje del mobiliario proximo al lugar que estará definitivamente y evite mover después de hecho;
- Tape la suelo con cartón o similar y use la "isomanta" que viene entre las piezas para evitar el contacto entre ellos durante la montaje;
- Monte el mobiliario obedeciendo el orden numérico de la **sucesión de montaje (S.M.)**, identificando las piezas por el **código de piezas (C.P.)** de la misma estampado en esta, de acuerdo con la tabla.

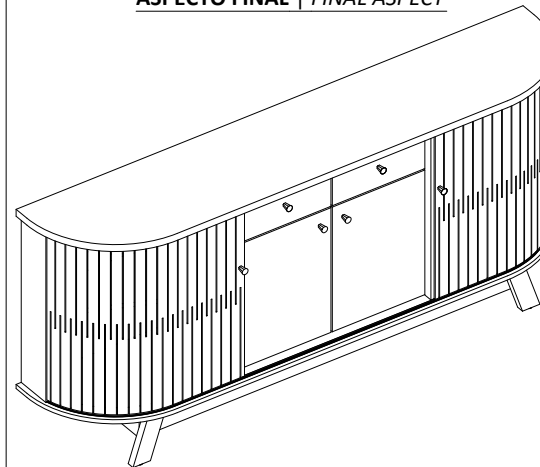
CUIDADOS ESPECIAIS | SPECIAL CARES | CUIDADOS ESPECIALES:

LIMPEZA: Pano limpo umedecido em água e sabão neutro - **BRILHO:** Flanela seca

CLEANING: Clean cloth humidified in water and neutral soap - **SHINE:** Dry flannel

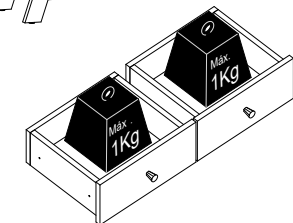
LIMPIEZA: Tela limpia humedecida en la agua y el jabón neutro - **BRILLO:** Franela seca

ASPECTO FINAL | FINAL ASPECT



→ 1,830 m ↑ 0,810 m ⇐ 0,380 m
Dimensão do Produto:
Product dimensions:
Dimensiones del producto:

**PESO SUPORTADO
WEIGHT SUPPORTED
PESO SOPORTADO**



REF.:	CÓDIGO DA PEÇA CODE PIECE CÓDIGO DE PIEZA						DESCRIÇÃO DA PEÇA PART DESCRIPTION DESCRIPCIÓN DE PIEZA	MATÉRIA PRIMA FEEDSTOCK	DIMENSÕES* DIMENSIONS DIMENSIONES	QUANT. AMOUNT CANTIDAD
	NATURALE OFF WHITE	FENDI NATURALE	IMPERIAL SÉPIA	CALACATA OFF WHITE	JADE OLIVA	CINAMOMO OFF WHITE				
01	203845.027	203845.029	203845.032	203845.033	203845.035	203845.037	Base Base Base	MDP	1,830 x 0,375 x 0,015	1
02	203846.027	203846.029	203846.034	203846.026	203846.036	203846.037	Prateleira esquerda Left shelf Estante izquierdo	MDP	0,527 x 0,113 x 0,015	1
03	203847.027	203847.029	203847.034	203847.026	203847.036	203847.037	Prateleira direita Right shelf Estante derecho	MDP	0,527 x 0,113 x 0,015	1
04	203848.027	203848.029	203848.034	203848.026	203848.036	203848.037	Prateleira central Central shelf Estante derecho	MDP	0,679 x 0,224 x 0,015	1
05	203849.027	203849.029	203849.034	203849.026	203849.036	203849.037	Trav. da gaveta frontal Front drawer crossbar Travesaño cajón frontal	MDP	0,679 x 0,075 x 0,015	1
06	203850.009	203850.009	203850.009	203850.009	203850.009	203850.009	Trav. da gaveta traseira Rear drawer crossbar Travesaño cajón frontal	MDP	0,679 x 0,075 x 0,015	1
07	203851.027	203851.029	203851.032	203851.033	203851.035	203851.037	Rodapé lat. esq./dir. Left/right side footer Pie lateral izq./derecho	MDP	0,295 x 0,083 x 0,015	2
08	203852.027	203852.029	203852.034	203852.026	203852.036	203852.037	Lateral esquerda Left side Lado izquierdo	MDP	0,607 x 0,127 x 0,015	1
09	203853.027	203853.029	203853.034	203853.026	203853.036	203853.037	Divisão esquerda Left division División izquierda	MDP	0,607 x 0,347 x 0,015	1
10	203854.027	230854.029	203854.034	203854.026	203854.036	203854.037	Batente da porta Door frame Lateral izquierdo	MDP	0,448 x 0,075 x 0,015	1
11	203855.027	203855.029	203855.034	203855.026	203855.036	203855.037	Lateral da gaveta Drawer side Lado del cajón	MDP	0,257 x 0,117 x 0,015	4
12	203856.027	203856.029	203856.034	203856.026	203856.036	203856.037	Divisão da gaveta Drawer division División de cajones	MDP	0,306 x 0,144 x 0,015	1
13	203857.027	203857.029	203857.034	203857.026	230857.036	230857.037	Divisão direita Right division División derecha	MDP	0,607 x 0,347 x 0,015	1
14	203858.027	203858.029	203858.034	203858.026	203858.036	203858.037	Lateral direita Right side Lado derecho	MDP	0,607 x 0,127 x 0,015	1
15	203859.027	203859.029	203859.034	203859.026	203859.036	203859.037	Porta central Middle door Puerta del centro	MDP	0,450 x 0,334 x 0,015	2
16	203860.027	203860.029	203860.034	203860.026	203860.036	203860.037	Frente de gaveta esquerda Left drawer front Frente cajón izquierdo	MDP	0,334 x 0,144 x 0,015	1
17	203861.027	203861.029	203861.034	203861.026	203861.036	203861.037	Frente de gaveta direita Right drawer front Frente cajón derecha	MDP	0,334 x 0,144 x 0,015	1
18	203862.027	203862.029	203862.034	203862.026	203862.036	203862.037	Contra fundo de gaveta Drawer back Contra el fondo del cajón	MDP	0,307 x 0,117 x 0,015	2
19	203863.027	203863.029	203863.032	203863.033	203863.035	203863.037	Tampo Top base Base superior	MDF	1,830 x 0,375 x 0,025	1
20	203864.027	203864.029	203864.032	203864.033	203864.035	203864.037	Rodapé frontal Front footer Pie de página frontal	MDP	1,360 x 0,083 x 0,025	1
21	203865.009	203865.009	203865.009	203865.009	203865.009	203865.009	Rodapé traseiro Back footer Pie página posterior	MDP	1,360 x 0,083 x 0,025	1
22	203866.027	203866.029	203866.032	203866.033	203866.035	203866.037	Pés Feet Pies	MDP	0,189 x 0,060 x 0,025	4
23	203867.026	203867.027	230867.034	203867.026	203867.036	203867.026	Porta deslizante Sliding door Puerta deslizante	MDF	0,651 x 0,597 x 0,006	2
24	203868.027	203868.029	203868.034	203868.026	203868.036	203868.037	Fundo de gaveta Drawer bottom Fondo del cajón	MDF	0,289 x 0,269 x 0,003	2
25	203869.027	203869.029	203869.034	203869.026	203869.036	203869.037	Fundo lateral Drawer bottom Fondo lateral	MDF	0,547 x 0,317 x 0,003	4
26	203870.027	203870.029	203870.034	203870.026	203870.036	203870.037	Fundo central inf. inter. Lower center bottom Fondo central inferior	MDF	0,694 x 0,235 x 0,003	2
27	203871.027	203871.029	203871.034	203871.026	203871.036	203871.037	Fundo central superior Top center bottom Fondo superior	MDF	0,694 x 0,164 x 0,003	1

LEGENDA DAS CORES | COLOR LEGEND | LEYENDA DE COLOR

009 - SEM PINTURA | UNPAINTED | SIN PINTAR

026 - OFF WHITE

027 - NATURALE

029 - FENDI

032 - IMPERIAL

033 - CALACATA

034 - SÉPIA


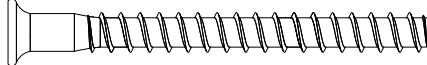

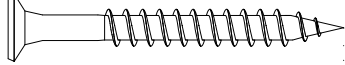

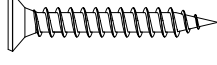

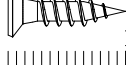
035 - JADE

036 - OLIVA




037 - CINAMOMO


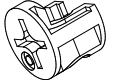

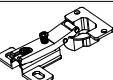
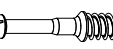
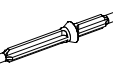
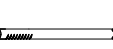
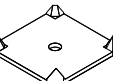
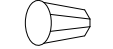
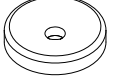
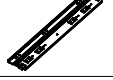



ACESSÓRIOS | ACCESSORIES | ACCESORIOS

PARAFUSOS | Screw | Tornillo CÓDIGO | CODE




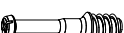


A			13x	1.02.10.0045
		Parafuso Screw Tornillo 5,0x50 (Estrutural)		
B			12x	1.02.10.0001
		Parafuso Screw Tornillo 4,5 x 40		
C			6x	1.02.10.0004
		Parafuso Screw Tornillo 3,5x25		
D			58x	1.02.10.0003
		Parafuso Screw Tornillo 3,5x14		

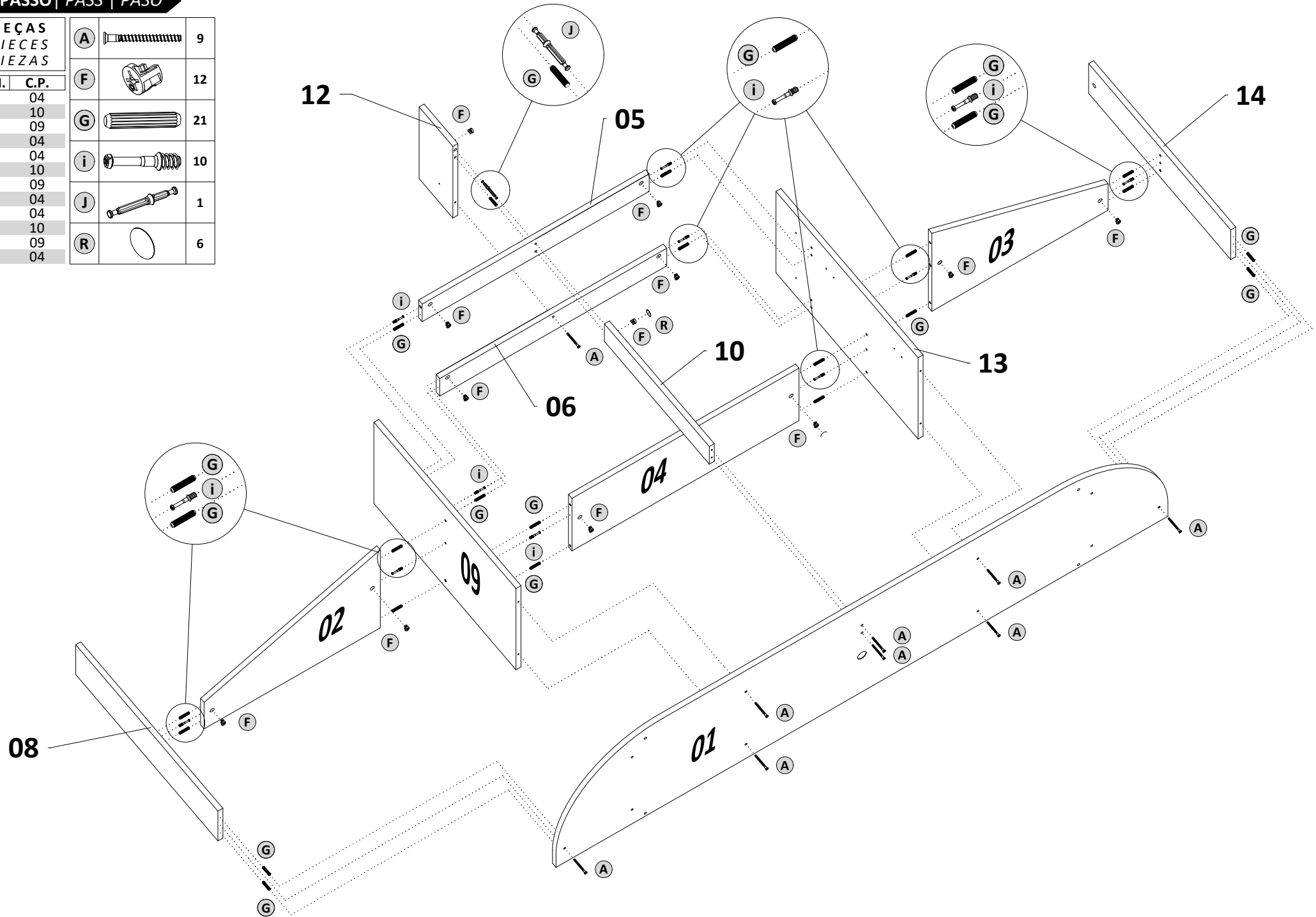
RELAÇÃO DE COR DOS ACESSÓRIOS COLOR RATIO OF ACCESSORIES RELACIÓN DE COLOR DE ACCESORIOS

LETRA LETTER	DESCRIÇÃO DESCRIPTION DESCRIPCIÓN	MATÉRIA PRIMA FEEDSTOCK	COR COLOR	QUANT. AMOUNT CANTIDAD						CÓDIGO CODE	
				NATURALE OFF WHITE	FENDI NATURALE	IMPERIAL SÉPIA	CALACATA OFF WHITE	JADE OLIVA	CINAMOMO OFF WHITE		
R	 Tapa furo adesivo 18mm Adhesive hole cover 18mm Tapa agujero adhesivo 18mm	Plástico Plastic	Off White				15			1.02.08.0216	
			Calacata				4			1.02.08.0259	
			Naturale	19						1.02.08.0219	
			Sépia			15				1.02.08.0258	
			Imperial			4				1.02.08.0260	
			Fendi		19					1.02.08.0245	
			Oliva					15		1.02.08.0267	
			Jade					4		1.02.08.0266	
			Cinamomo						19	1.02.08.0286	
S	 Giz p/ correção Touch-up chalk Tiza correctora	Cera Wax	Calacata	1			1		1	1.02.14.0008	
			Off White								1.02.14.0009
			Naturale	1	1						1.02.14.0018
			Imperial			1					1.02.14.0011
			Sépia								1.02.14.0021
			Fendi		1						1.02.14.0023
T	 Trilho Flexível 4/8 1996mm Flexible rail 4/8 1996mm Carril flexible 4/8 1996mm	Plástico Plastic	Fendi			1				1.02.07.0641	
			Calacata				1			1.02.07.0640	
			Off White								1.02.07.0634
			Naturale	1							1.02.07.0638
			Imperial			1					1.02.07.0639
			Jade					1			1.02.07.0647

LETRA LETTER	DESCRIÇÃO DESCRIPTION DESCRIPCIÓN	MATÉRIA PRIMA FEEDSTOCK	QUANTIDADE AMOUNT CANTIDAD	CÓDIGO CODE
E	 Cantoneira 15x15mm Metal angle bracket 15x15mm Suporte angular 15x15mm	Plástico Plastic	10	1.02.05.0003
F	 Castanha girofix 12x10mm Girofix chestnut 12x10mm Castaña girofix 12x10mm	Metal	28	1.02.05.0006
G	 Cavilha 6x30mm Dowel 6x30mm Clavija 6x30mm	Madeira Wood Madera	58	1.02.05.0001
H	 Dobradiça supercurva Supercurved hinge Bisagra supercurva	Metal	4	1.02.01.0007
i	 Pino girofix 5,0x30mm Girofix pin 5,0x30mm	Metal	26	1.02.05.0007
J	 Pino girofix haste dupla 62x8mm Girofix double stem 62x8mm Giro-fijo asta doble 62x8mm	Metal	1	1.02.05.0008
K	 Prego 10x10 Nail 10x10 Clavo 10x10	Metal	100	1.02.10.0009
L	 Chapa fixador de fundo Bottom fixing plate Placa fijadora de fondo	Metal	25	1.02.05.0002
M	 Puxador diamante Diamond handle Tirador de diamante	Plástico Plastic	6	1.02.02.0047
N	 Sapata 20x4mm (preto) Shoe 20x4mm (black) Sapata 20x4mm (negro)	Plástico Plastic	4	1.02.11.0017
O	 Corrediça telescópica 250mm Drawer slide Diapositivas del cajón	Metal	2	1.02.01.0052
P	 Etiqueta resinada Resin label Etiqueta de resina	Plástico Plastic	1	1.02.08.0013
Q	 Sache de cola 12g Sachet of glue 0,42oz Bolsita de pegamento 0,42oz	Cola Glue	2	1.02.05.0020
U	 Sache de Silicone 10g (transparente) Silicone sachet 0,42oz (transparent) Bolsita de silicone 0,42oz (transparente)	Silicone Silicona	1	1.02.05.0047

1º PASSO | PASS | PASO

PEÇAS PIECES PIEZAS		
A		9
F		12
G		21
i		10
J		1
R		6
S.M.	C.P.	
01	04	
02	10	
03	09	
04	04	
05	04	
06	10	
07	09	
08	04	
09	04	
10	10	
11	09	
12	04	

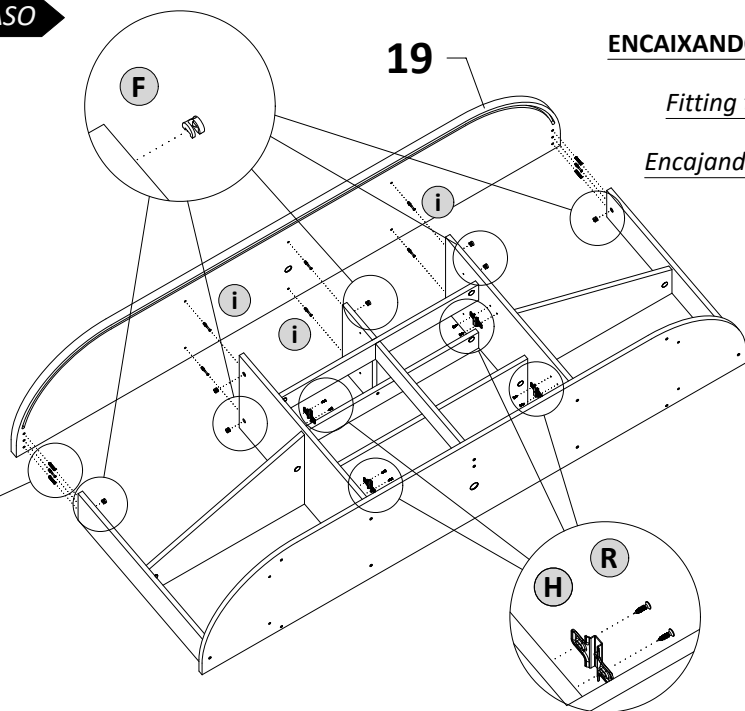
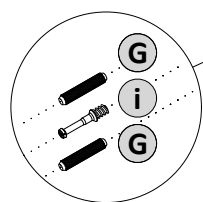


2º PASSO | PASS | PASO

PEÇAS
PIECES
PIEZAS

S.M.	C.P.
01	19

D		8
F		8
G		4
H		4
i		8



ENCAIXANDO O TAMPO

Fitting the top

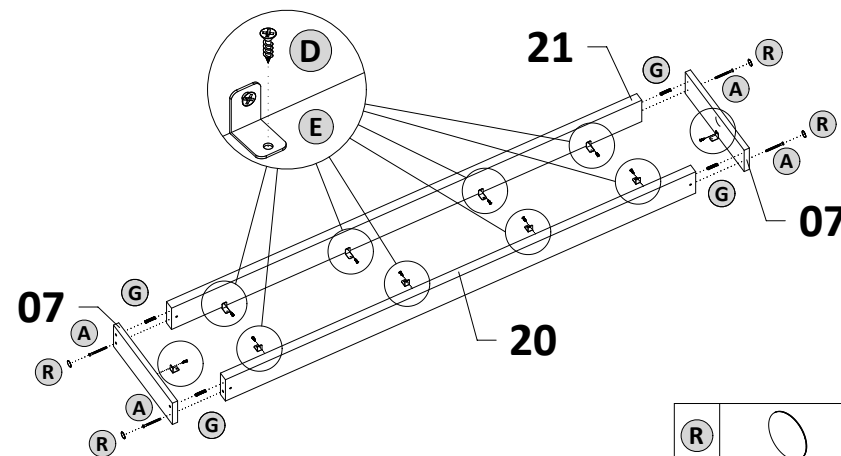
Encajando la tapa

3º PASSO | PASS | PASO

PEÇAS
PIECES
PIEZAS

S.M.	C.P.
01	07
02	20
03	21
04	07

A		4
D		10
E		10
G		4



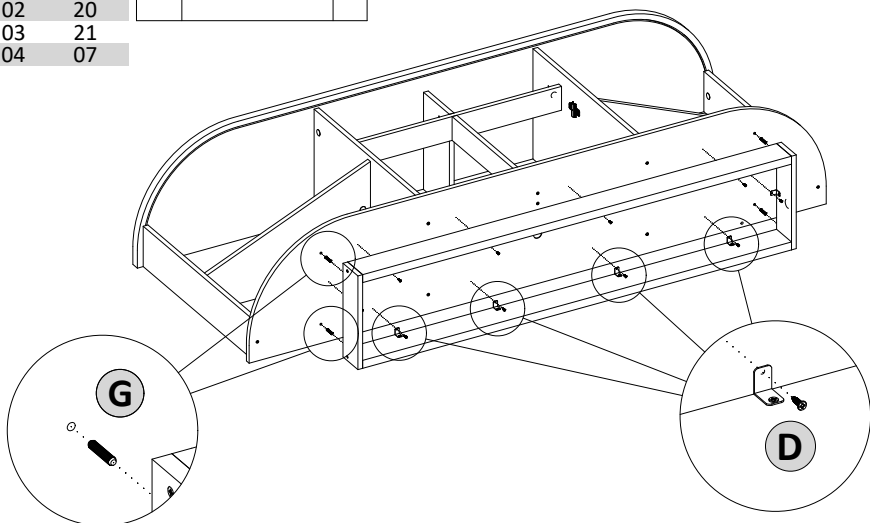
R		4
---	--	---

4º PASSO | PASS | PASO

PEÇAS
PIECES
PIEZAS

S.M.	C.P.
01	07
02	20
03	21
04	07

D		10
G		4

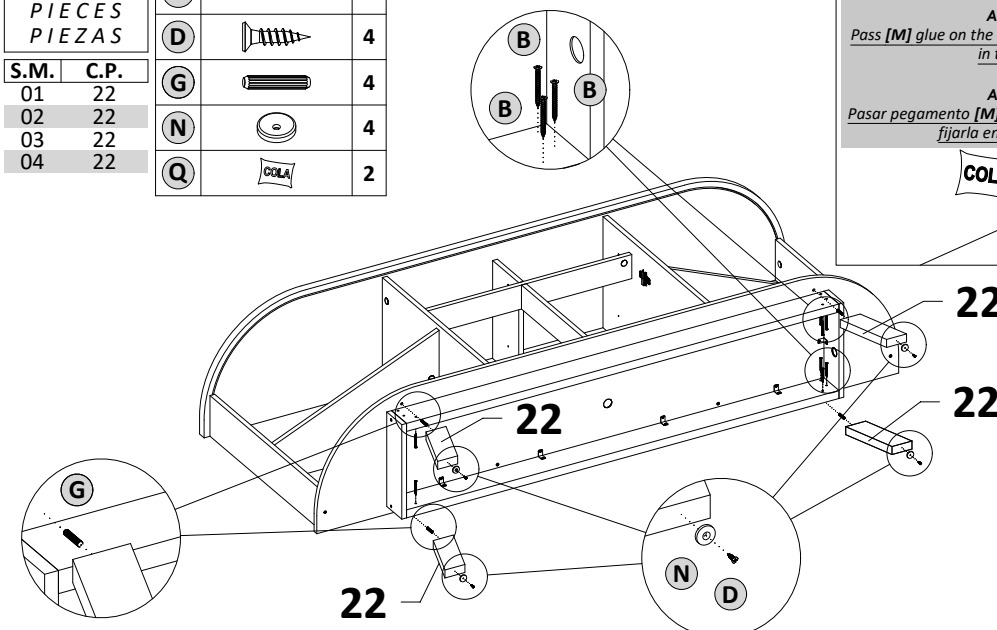


5º PASSO | PASS | PASO

PEÇAS
PIECES
PIEZAS

S.M.	C.P.
01	22
02	22
03	22
04	22

B		12
D		4
G		4
N		4
Q		2



ATENÇÃO
Passar cola [M] na peça 203767 antes de fixa-la no rodapé

ATTENTION
Pass [M] glue on the 203767 piece before fixing it in the footer

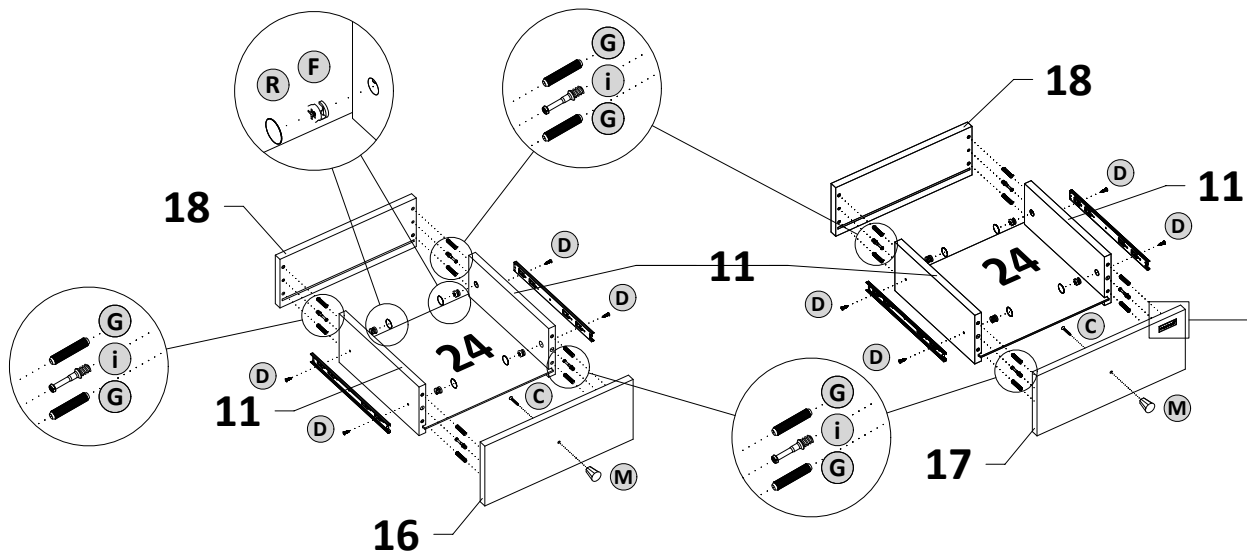
ATENCIÓN
Pasar pegamento [M] en la pieza 203767 antes de fijarla en el pie de página

6º PASSO | PASS | PASO

PEÇAS
PIECES
PIEZAS

S.M.	C.P.
01	11
02	24
03	11
04	18
03	16
04	17

C		2
D		16
F		8
G		16
i		8
M		2
O		2
P		1
R		8



MONTAGEM DA GAVETA ESQUERDA

Peça 16

ASSEMBLY OF THE LEFT DRAWER

Piece 16

MONTAJE DEL CAJÓN IZQUIERDO

Pieza 16

MONTAGEM DA GAVETA DIREITA

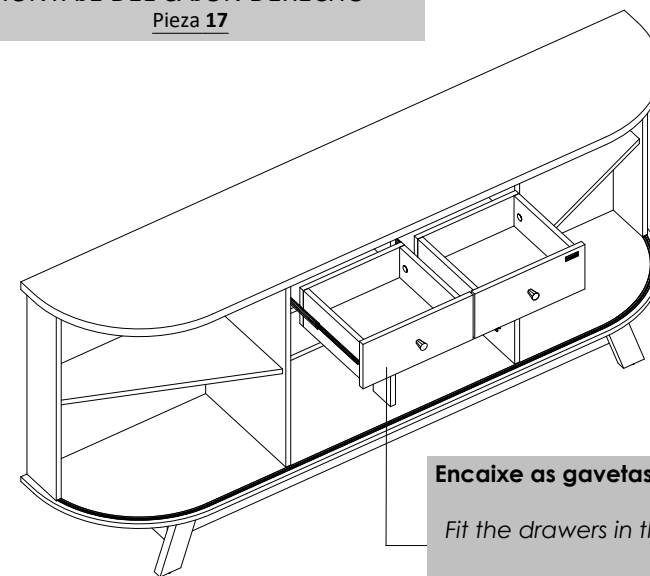
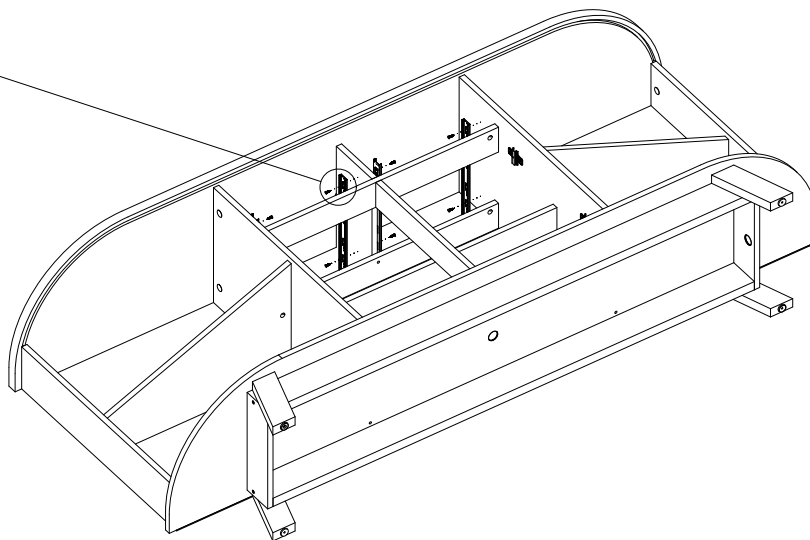
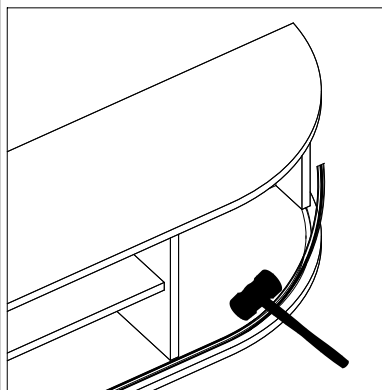
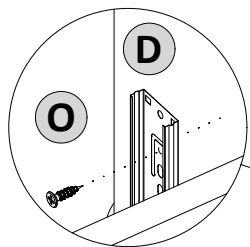
Peça 17

ASSEMBLY OF THE RIGHT DRAWER

Piece 17

MONTAJE DEL CAJÓN DERECHO

Pieza 17





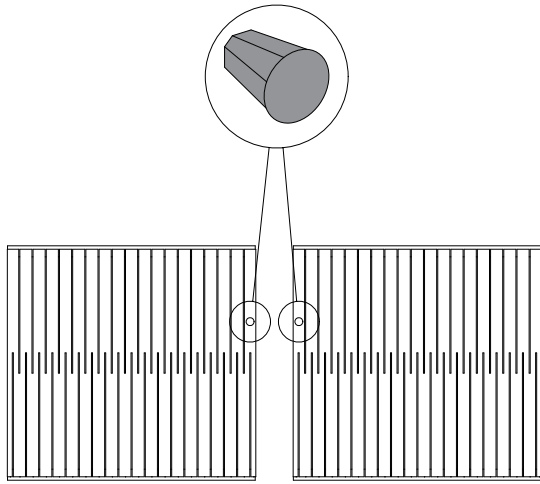
Encaixe as gavetas no produto

Fit the drawers in the product

Coloque los cajones en el producto

7º PASSO | PASS | PASO

PEÇAS PIECES PIEZAS		
(A)		2
(M)		2
S.M.	C.P.	
01	23	



Porta esquerda.

Porta direita.

Left door.

Right door.

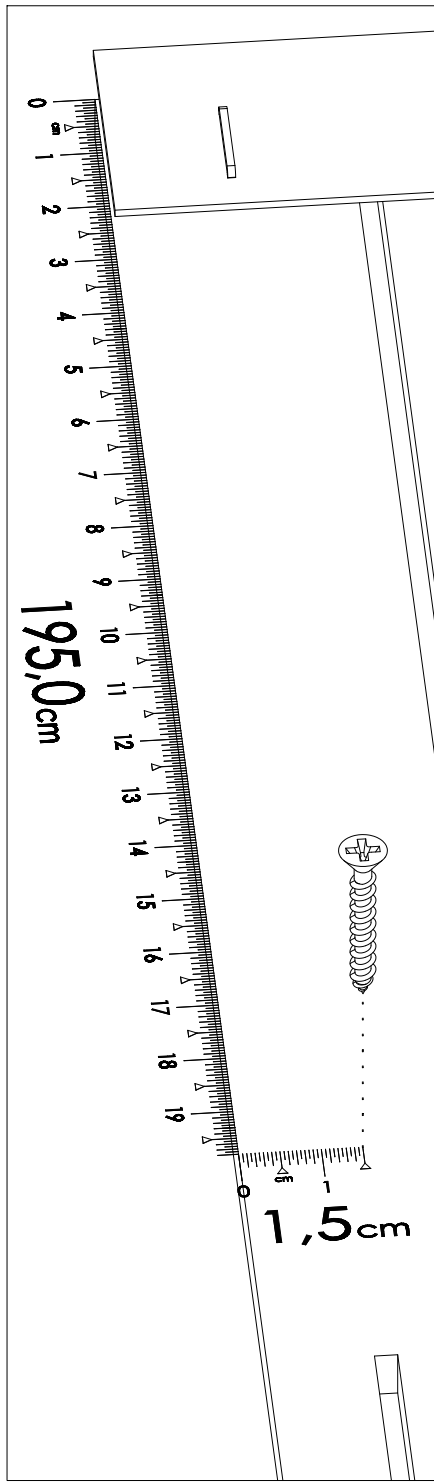
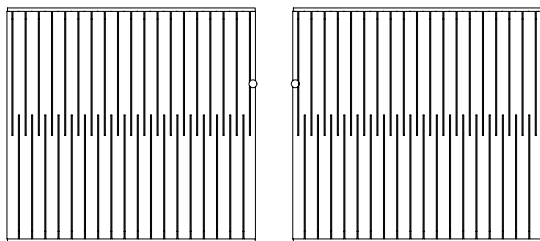

Puerta izquierda.

Puerta derecha.

Não deve ser montado a porta conforme imagem abaixo.

The door should not be mounted as shown in the image below.

No se debe montar la puerta como se muestra a continuación.

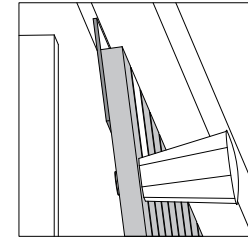


8º PASSO | PASS | PASO

Encaixando a parte superior da porta no canal superior.

Fitting the top of the door into the top channel.

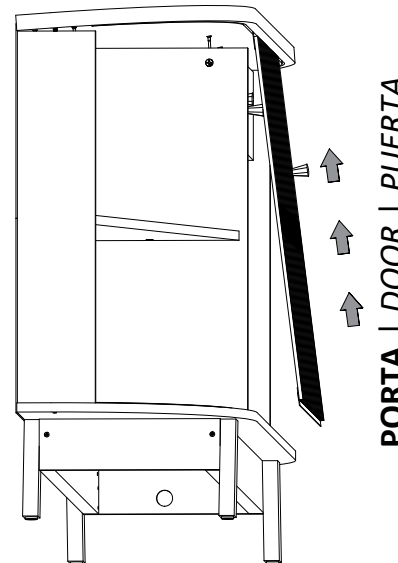
Encajando la parte superior de la puerta en el canal superior.



Soltar os pinos girofix para encaixar as portas conforme imagem.

Release the girofix pins to fit the doors as shown in the image.

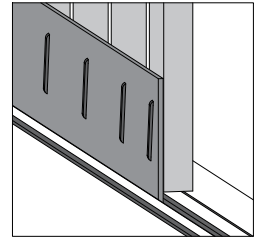
Sulte los pines girofix para encajar los puertos según la imagen.



Encaixando a parte inferior da porta no canal do trilho.

Fitting the bottom of the door into the rail channel.

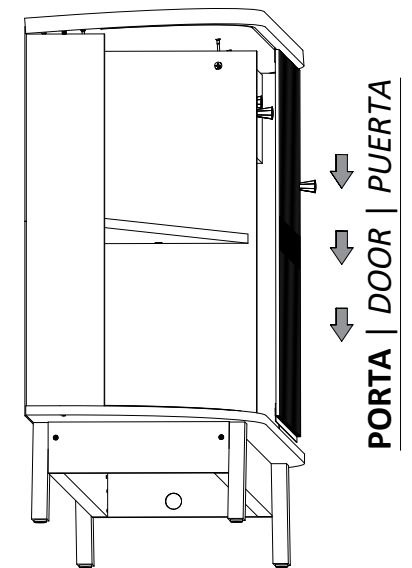
Encajando la parte inferior de la puerta en el canal del carril.



Encaixando a parte inferior da porta no canal do trilho e tampo.

Fitting the bottom of the door into the rail channel and top.

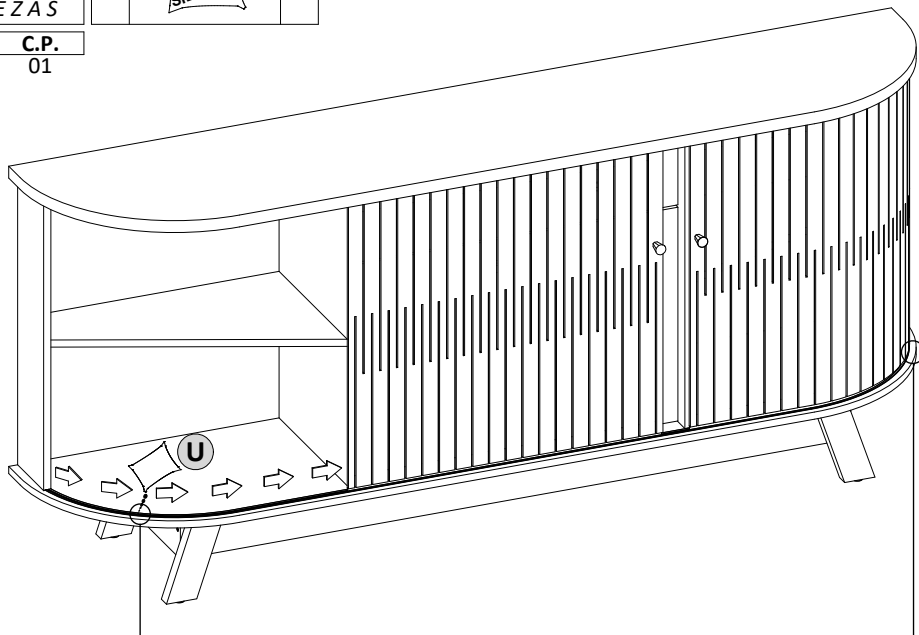
Encajando la parte inferior de la puerta en el canal del carril y la tapa.



9º PASSO | PASS | PASO

PEÇAS PIECES PIEZAS	U	SACHE SILICONE	1
---------------------------	---	-------------------	---

S.M.	C.P.
01	01



Atenção!!!

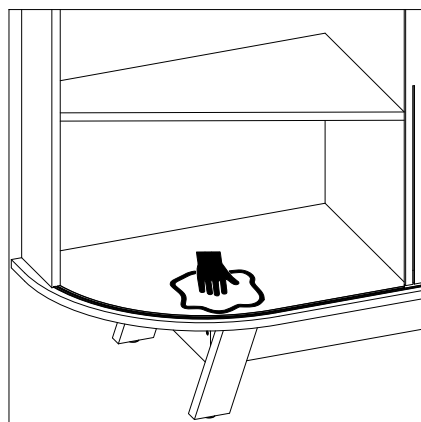
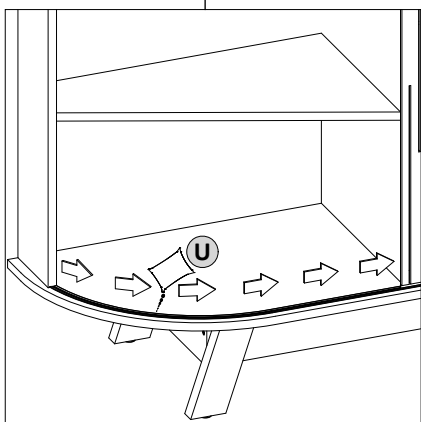
Após finalizar a montagem, aplique uma pequena quantidade de silicone no trilho plástico. Em seguida limpe com pano seco.

Attention!!!

After finishing the assembly, **apply** a small amount of **SILICONE** to the plastic rail. The clean the excess with a dry cloth.

Atención!!!

Después de finalizar el montaje, **aplique** una pequeña cantidad de **SILICONA** en el carril plástico. Luego limpie el exceso con un paño seco.

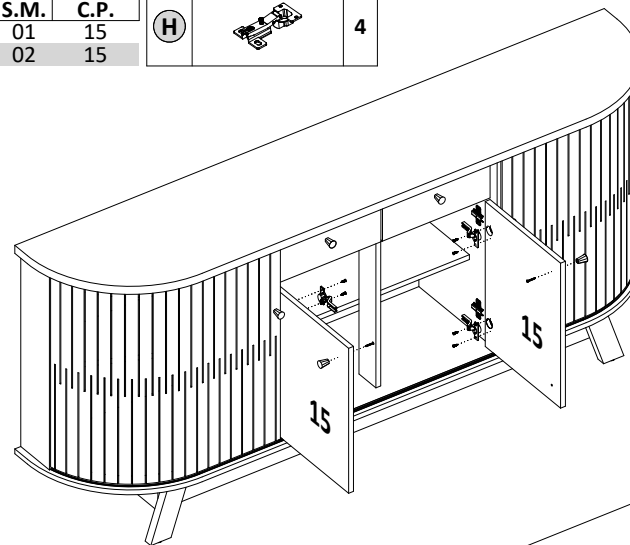


10º PASSO | PASS | PASO

PEÇAS PIECES PIEZAS	D		8
---------------------------	---	--	---

S.M.	C.P.
01	15
02	15

H		4
---	--	---

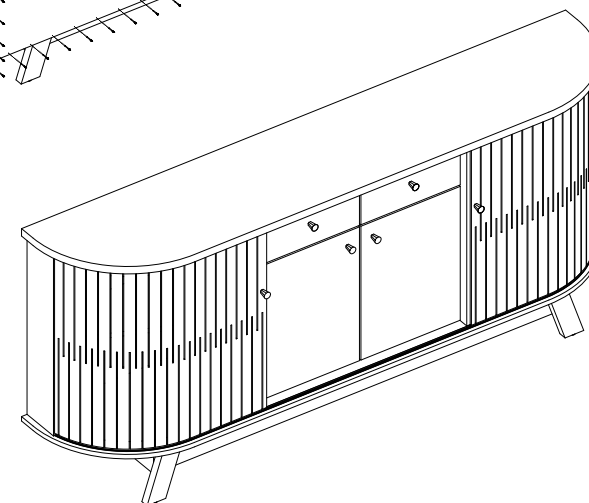
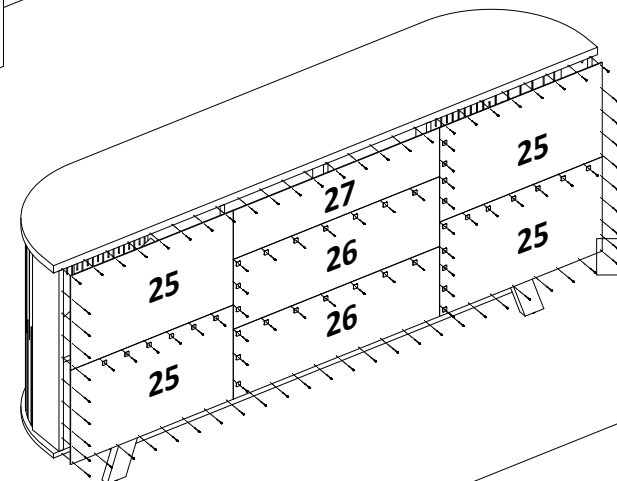


11º PASSO | PASS | PASO

PEÇAS PIECES PIEZAS			
---------------------------	--	--	--

S.M.	C.P.
01	25
02	26
03	27
04	25

K		100
---	--	-----



Agora que você já comprou o seu móvel, ele merece ser montado do jeito certo.

Erros de montagem causam mais de **60%** dos danos em móveis.

Por que contratar?

Tranquilidade do **início ao fim** da montagem



PROFISSIONAIS QUALIFICADOS

Especialistas certificados na **MadeiraMadeira Serviços**.



FERRAMENTAS PROFISSIONAIS

que **protegem** seus móveis.



AGENDAMENTO EM 24 HORAS

escolha a data e o turno **ideais para** você.



GARANTIA DE 3 MESES

de cobertura **completa**.

Mais de 1 MILHÃO DE MONTAGENS
★ com avaliação **4.7** ★

Mariana S., São Paulo

"Chegaram no horário e montaram tudo rapidamente. Serviço incrível!"



Carlos R., Belo Horizonte

"Tentei montar sozinho e foi um desastre. Com a **MadeiraMadeira Serviços** ficou perfeito."



Ana P., Rio de Janeiro

"Agendamento ágil e **montagem pontual e perfeita**. Recomendo demais!"



Agende agora pelo QR Code

Madeira**Madeira** Serviços · Atendimento em todo o Brasil



Escaneie o QRCode