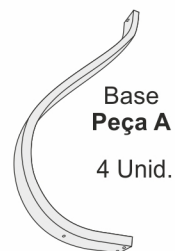



Mesa de Canto

Bella



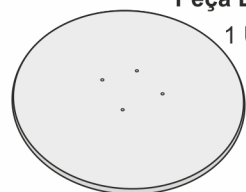
Base
Peça A
4 Unid.



Suporte de Pé
Peça B
1 Unid.

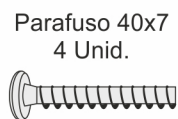


Base de Montagem
Peça C
1 Unid.

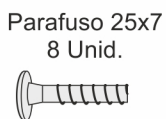


Tambo
Peça D
1 Unid.

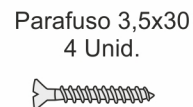
Ferragens:



Parafuso 40x7
4 Unid.



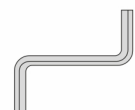
Parafuso 25x7
8 Unid.



Parafuso 3,5x30
4 Unid.



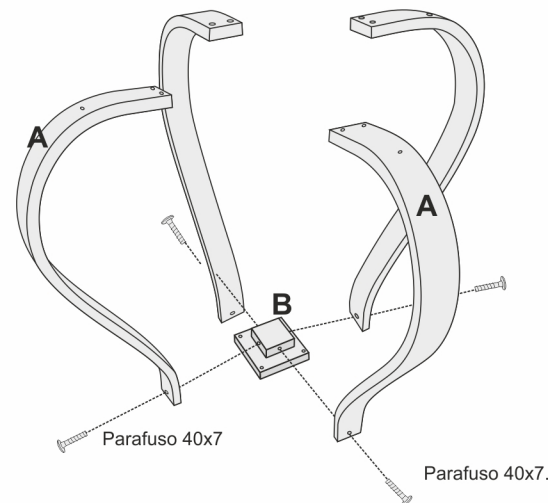
Pé Regulável
4 Unid.



Chave Halen
1 Unid.

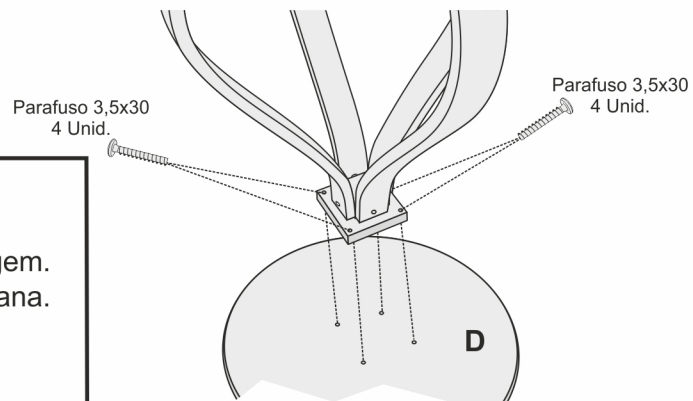
Passo 01

Fixar as Bases A no suporte de Tambo B utilizando parafusos 40x7 e Chave halen.



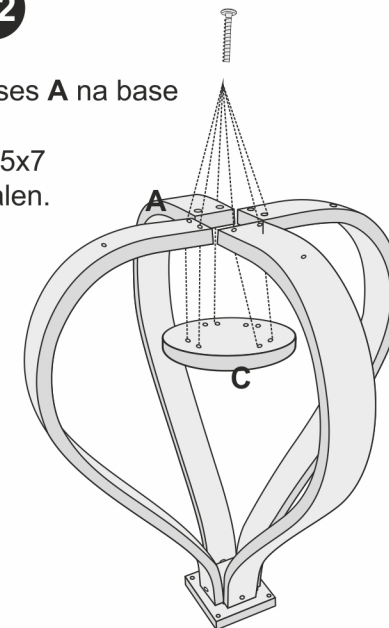
Passo 03

Fixar as Bases A no Tambo B utilizando parafusos 3,5x30.



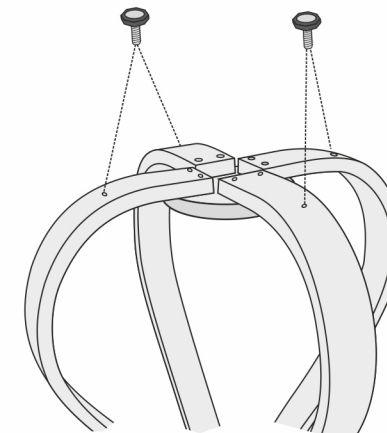
Passo 02

Fixar as Bases A na base C utilizando parafusos 25x7 e Chave halen.



Passo 04

Fixar os pés reguláveis na Base A



ATENÇÃO:

- 1 - Ler e observar atentamente toda a instrução antes de iniciar a montagem.
- 2 - A montagem do produto deverá ser feita em uma superfície limpa e plana. Aconselhamos utilizar a embalagem para forrar o chão a fim de não danificar o produto.
- 3 - Evitar batidas e contato com objetos cortantes.