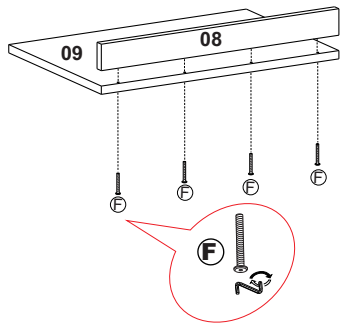
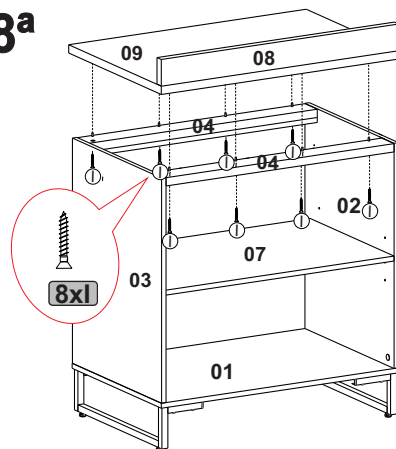


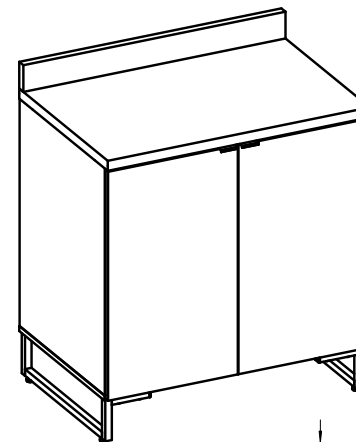
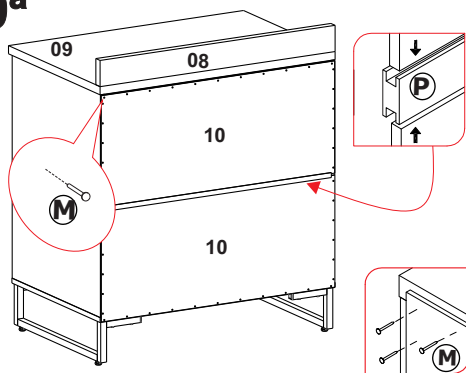
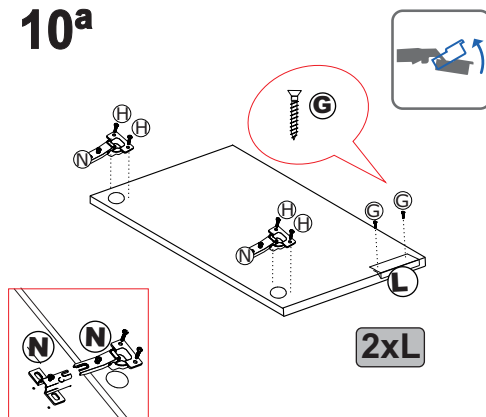
07^a

Utilizar a Chave Allen para fixação dos parafusos
Use the Allen Key to fix the screws
Utilice la llave Allen para fijar los tornillos.

08^a

BALCÃO / COUNTER / ENCIMERA

BALCÃO COZINHA 800 C/PORTAS IRON

09^a10^a

Ferramentas / Tools / Herramientas



Parabéns pela aquisição de um produto de qualidade.
Em caso de dúvidas procure a loja em que efetuou a compra .
Congratulations on your purchase of a product of quality.
When in doubt look for the shop where you made the purchase.
Enhorabuena por la compra de un producto de calidad.
En caso de duda buscar la tienda donde hizo la compra.

Montador

Observe atentamente as instruções e siga rigorosamente as etapas de montagem.
Após a montagem entregue ao cliente para a garantia do produto

Assembler

Note the instructions carefully and strictly follow the assembly steps.
After assembly delivered to the customer for the product warranty

Ensamblador

tenga en cuenta las instrucciones cuidadosamente y seguir estrictamente los pasos de montaje.
Después del montaje entregado al cliente para la garantía del producto

Observações:

- Para limpeza utilize pano seco.
- Não utilize álcool ou produtos químicos tipo limpeza pesada, bem como produtos abrasivos.
- Pouca resistência à umidade.
- 3 meses de garantia legal contra eventuais defeitos de fabricação .
- Não é coberto pela garantia. Danos referentes ao mal uso do produtos.

Resistência

-40KG.

Comments:

- For cleaning only dry cloth.
- Do not use alcohol or heavy-duty cleaning chemicals as well as abrasive products.
- Low resistance to humidity

Warranty

- 3 months of legal warranty against any manufacturing defects.
It is not covered by warranty . Damages for the use of the product .

Resistance

-40kg

Observaciones:

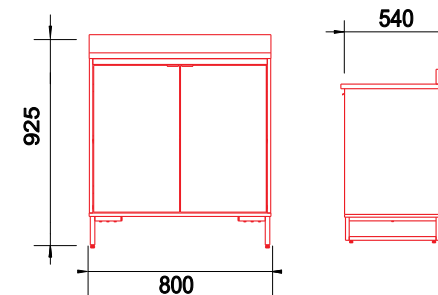
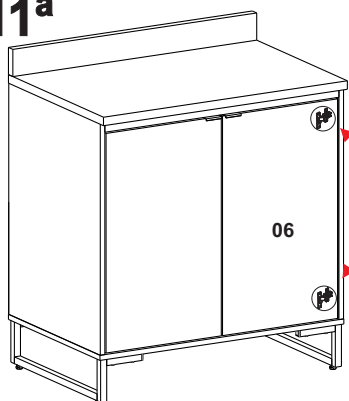
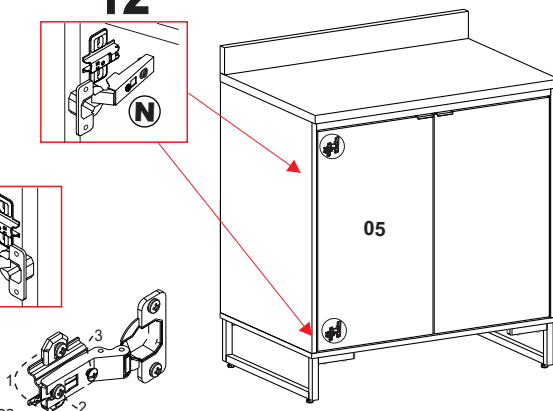
- Para La limpieza paño seco.
- No utilice alcohol ni productos químicos como la limpieza pesada y productos abrasivos
- Poca resistencia a la humedad lo hará

Garantía

- 3 meses de garantía legal contra cualquier defecto de fabricación .
No está cubierto por la garantía . Los daños para el uso del producto.

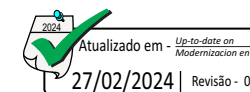
Resistencia

-40kg

11^a12^a
















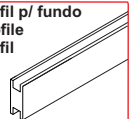

Para regulagem das portas siga as instruções conforme numeros

- 1 - Se precisar subir ou abaixar um pouco a porta desaperte um pouco os parafusos indicados com o número 1, reposicione e aperte novamente.
- 2 - Se precisar empurrar a porta um pouco mais para dentro ou puxá-la para fora, desaperte um pouco o parafuso indicado com o nº 2, reposicione
- 3 - Se precisar alinhar as portas um pouco mais para o centro ou em direção as laterais, utilize uma chave philips para girar o parafuso indicado com o nº 3 até posicionar a porta da forma desejada.











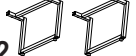


Montagem / Assembly / Montaje

Accesórios / Accessories / Accesorios

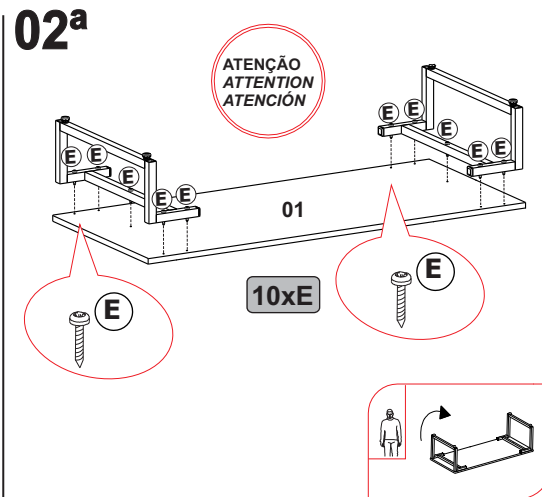
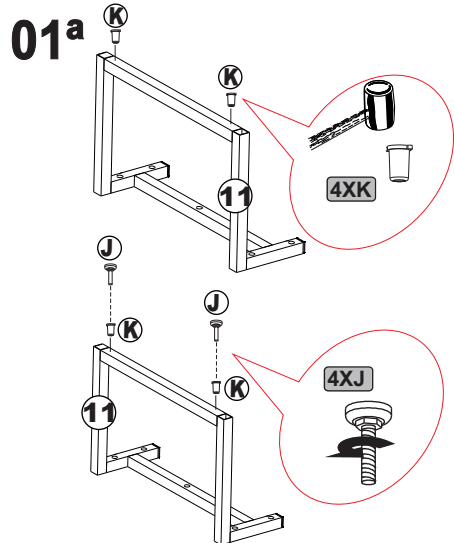
A Cavilha 8 x 30 Pin 8 x 30 Clavija 8 x 30  08	B Castanha Girofix Brow Girofix Castaño Girofix  08	C Tapa Furo Tap Role Tap del Agujero  08	D Girofix c/ Soberba Girofix Whit Superb Girofix Con Soberbia  08	E Parafuso CH PH SB 4,8 X 32 Screw Tornillo  10	F Parafuso AL INT SB 7,0x60 Screw Tornillo  04
G Parafuso CH PH SB 3,5 X 14 Screw Tornillo  04	H Parafuso CH PH SB 3,5 X 16 Screw Tornillo  16	I Parafuso CH PH SB 4,0 X 35 Screw Tornillo  08	J Sapata c/ rosca Threaded shoe Zapato roscado  04	K Bucha p/ Sapata Shoe Bushing Buje para zapato  04	L Puxador Clean Puller Arrancador  02
M Prego Nail Clavo  40	N Dobradiça super curva 35mm Straight mug curve 35mm Bisagra curva 35mm  04	O Suporte Prateleira Shelf support Soporte de estante  04	P Perfil p/ fundo Profile Perfil  01	Q Chave Allen Allen key Allen  01	

Peças / Parts / Partes

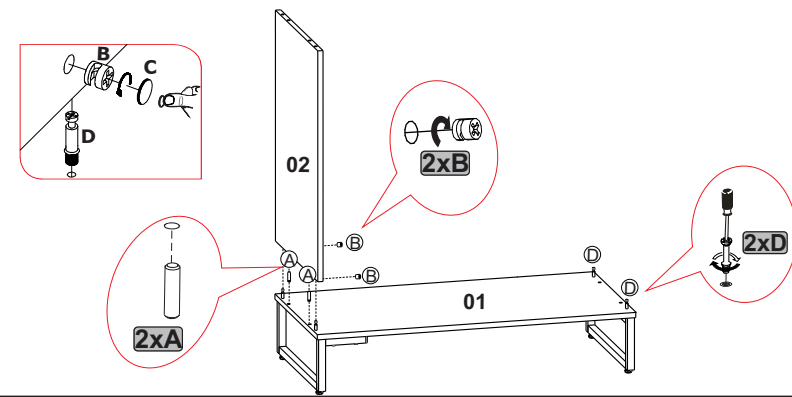
01 Base  01	02 Lateral Esquerda Left Side Lado izquierdo  01	03 Lateral Direita Right Side Lado Derecho  01	04 Traveira Frontal e Traseira front and rear cross member travesaño delantero y trasero  02	05 Porta esquerda left door puerta izquierda  01	06 Porta direita Right door Puerta derecha  01
07 Prateleira Móvel Mobile shelf Estante Móvil  01	08 Vista Frontal Front view Vista frontal  01	09 Tampo Top Tapa  01	10 Fundo do Móvel Background Fondo de muebles  02	11 Rodapé Metálico Metallic plinth Zócalo metálico  02	

Utilizar a régua abaixo para medir os componentes.

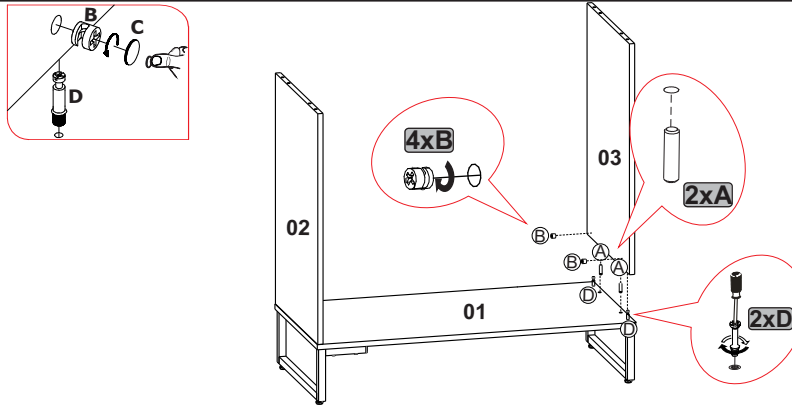
Medidas em mm



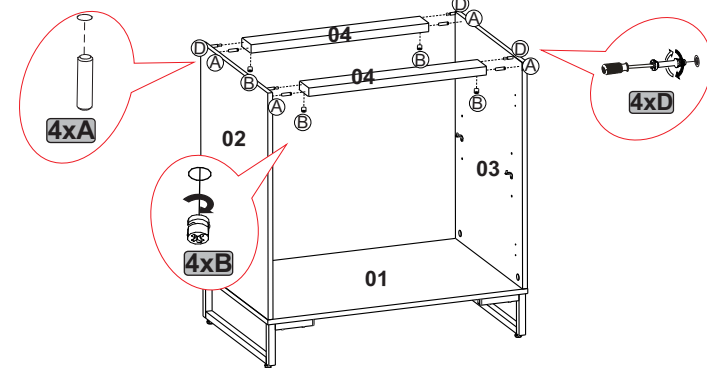
03^a



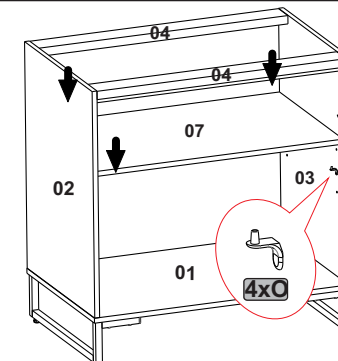
04^a



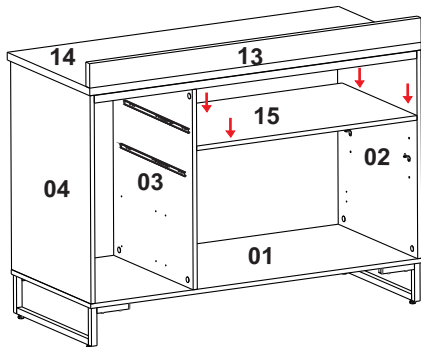
05^a



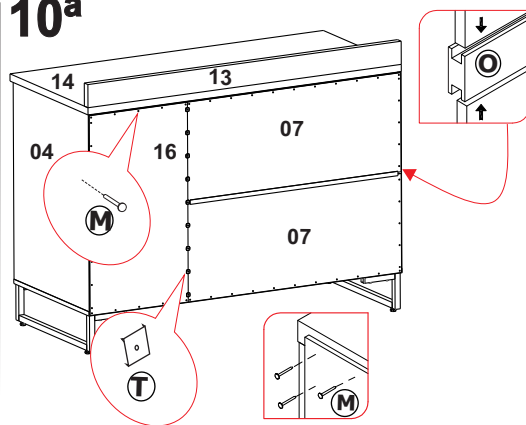
06^a



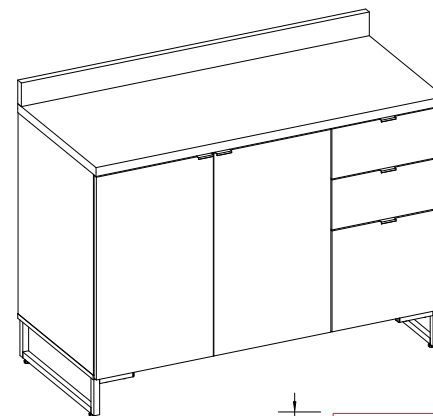
09^a



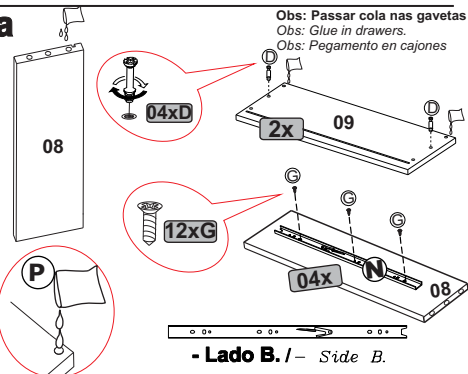
10^a



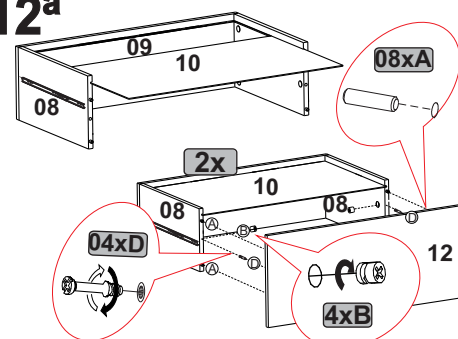
BALCÃO / SINK COUNTER / MOSTRADOR DEL FREGADERO BALCÃO PIA 1200 IRON



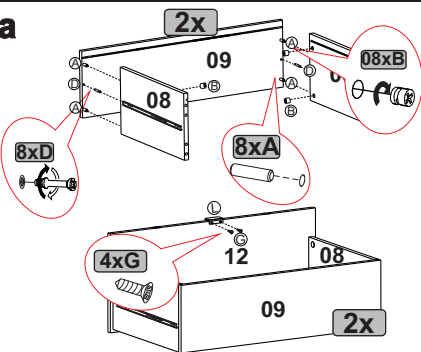
11^a



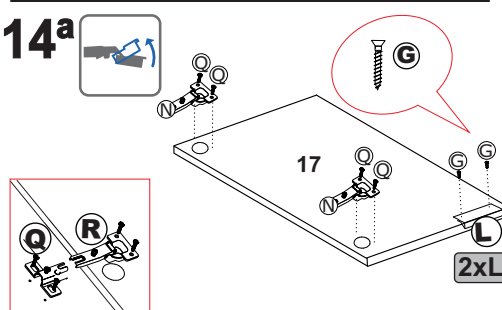
12^a



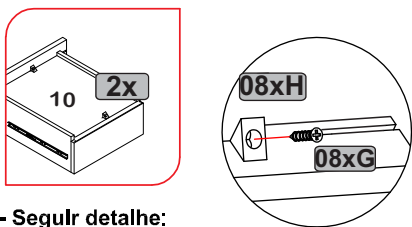
13^a



14^a

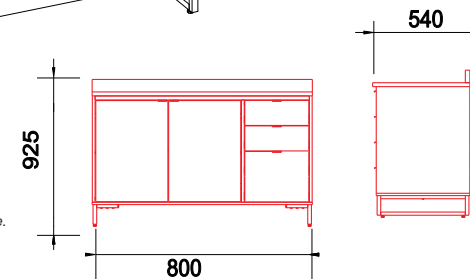
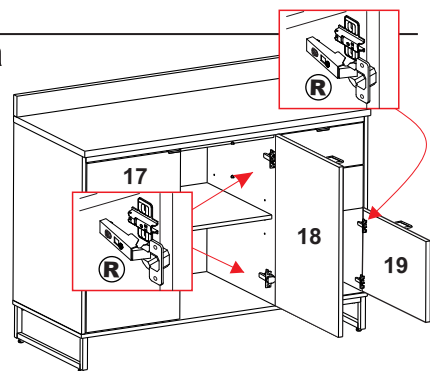


15^a



- Seguir detalhe:
- Follow detail:
- Seguir detalle:

16^a



Parabéns pela aquisição de um produto de qualidade.
Em caso de dúvidas procure a loja em que efetuou a compra .
Congratulations on your purchase of a product of quality.
When in doubt look for the shop where you made the purchase.
Enhorabuena por la compra de un producto de calidad.
En caso de duda buscar la tienda donde hizo la compra.

Montador
Observe atentamente as instruções e siga rigorosamente as etapas de montagem.
Após a montagem entregue ao cliente para a garantia do produto

Assembler
Note the instructions carefully and strictly follow the assembly steps.
After assembly delivered to the customer for the product warranty

Ensamblador
tenga en cuenta las instrucciones cuidadosamente y seguir estrictamente los pasos de montaje.
Después del montaje entregado al cliente para la garantía del producto

Observações:

-Para limpeza utilize pano seco.
Não utilize álcool ou produtos químicos tipo limpeza pesada, bem como produtos abrasivos.
-Pouca resistência à umidade.
- 3 meses de garantia legal contra eventuais defeitos de fabricação .
Não é coberto pela garantia. Danos referentes ao mal uso do produtos.

Resistência
-40KG.

Comments:

-For cleaning only dry cloth.
Do not use alcohol or heavy-duty cleaning chemicals as well as abrasive products.
-Low resistance to humidity

Warranty

- 3 months of legal warranty against any manufacturing defects.
It is not covered by warranty . Damages for the use of the product .

Resistance
-40kg

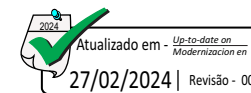
Observaciones:

-Para La limpieza paño seco.
No utilice alcohol ni productos químicos como la limpieza pesada y productos abrasivos
-Poca resistencia a la humedad lo hará

Garantía























- 3 meses de garantía legal contra cualquier defecto de fabricación .
No está cubierto por la garantía . Los daños para el uso del producto .

Resistencia
-40kg



Montagem / Assembly / Montaje






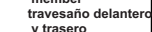
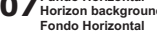
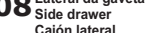
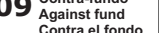
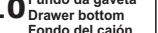
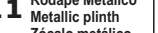
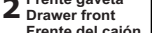







Accessories / Accessories / Accesorios

A Cavilha 8 x 30 Pin 8 x 30 Clavija 8 x 30  28	B Castanha Girofix Brow Girofix Castaño Girofix  20	C Tapa Furo Tap Role Tap del Agujero  20	D Girofix c/ Soberba Girofix Whit Superb Girofix Con Soberbia  20	E Parafuso CH PH SB 4,8 X 32 Screw Tornillo  10	F Parafuso AL INT SB 7,0x60 Screw Tornillo  04
G Parafuso CH PH SB 3,5 X 14 Screw Tornillo  46	H Fixador de Fundo Bottom Fixer Fijador inferior  08	I Parafuso CH PH SB 4,0 X 35 Screw Tornillo  08	J Sapata c/ rosca Threaded shoe Zapato roscado  04	K Bucha p/ Sapata Shoe Bushing Buje para zapato  04	L Puxador Clean Puller Arrancador  05
M Prego Nail Clavo  58	N Corrediças Slides Correderas  02 Par	O Perfil p/ fundo Profile Perfil  01	P SACHE de Cola Glue Pegamento  04	Q Parafuso CH PH SB 3,5X16 Screw Tornillo  24	R Dobradiça super reta 35mm Straitht mug recta 35mm Bisagra reta 35mm  06
S Suporte Prateleira Shelf support Soporte de estante  04	T Fixação de Fundo Fixation Background  05	U Chave Allen Allen key Allen  01	V Parafuso CH PH SB 4,0 X 25 Screw Tornillo  04		


Ferramentas / Tools / Herramientas

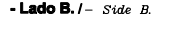



Peças / Parts / Partes

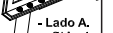
01 Base  01	02 Lateral Esquerda Left Side Lado izquierdo  01	03 Divisão Division División  01	04 Lateral Direita Right Side Lado Derecho  01	05 Batente da porta door stop parada de puerta  01	06 Travessa Frontal e Traseira front and rear cross member travesaño delantero y trasero  02
07 Fundo Horizontal Horizon background Fondo Horizontal  02	08 Lateral da gaveta Side drawer Cajón lateral  04	09 Contra-fundo Against fund Contra el fondo  02	10 Fundo da gaveta Drawer bottom Fondo del cajón  02	11 Rodapé Metálico Metallic plinth Zócalo metálico  02	12 Frente gaveta Drawer front Frente del cajón  02
13 Vista Frontal Front view Vista frontal  01	14 Tampo Top Tapa  01	15 Prateleira Móvel Mobile shelf Estante Móvil  01	16 Fundo Vertical Vertical background Fondo vertical  01	17 Porta esquerda left door puerta izquierda  01	18 Porta direita Right door Puerta derecha  01
19 Porta Door Puerta  01	02^a Separe a corrediça como mostra o desenho - Separate the slide as shown in the picture. - Separe la corrediça co enseña el diseño				

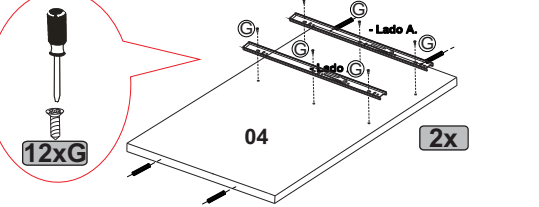
02^a Separe a corrediça como mostra o desenho
- Separate the slide as shown in the picture.
- Separe la corrediça co enseña el diseño

- Lado A. / - Side A.


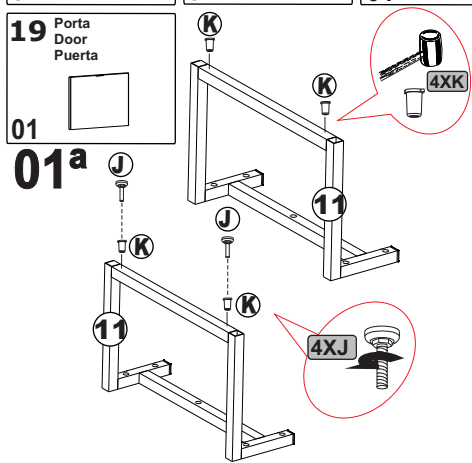
- Lado B. / - Side B.


- Lado A. / - Side A.


- Lado B. / - Side B.


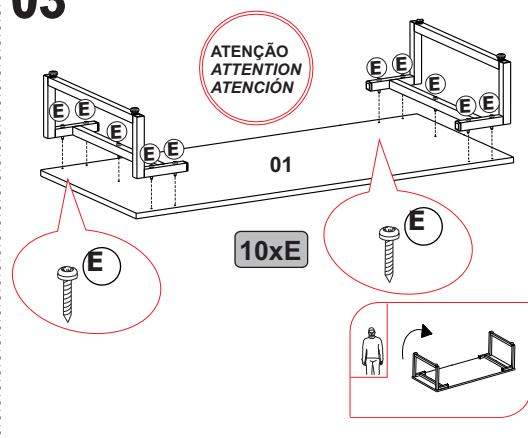


01^a



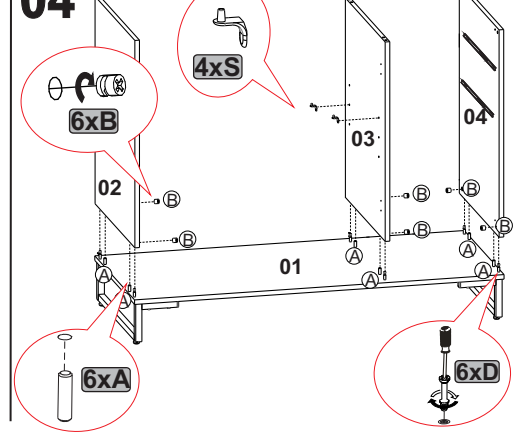
03^a

ATENÇÃO
ATTENTION
ATENCIÓN



10xE

04^a



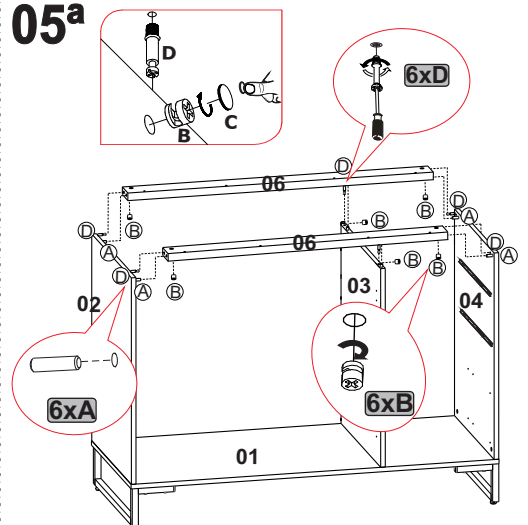
4xS

6xB

6xA

6xD

05^a

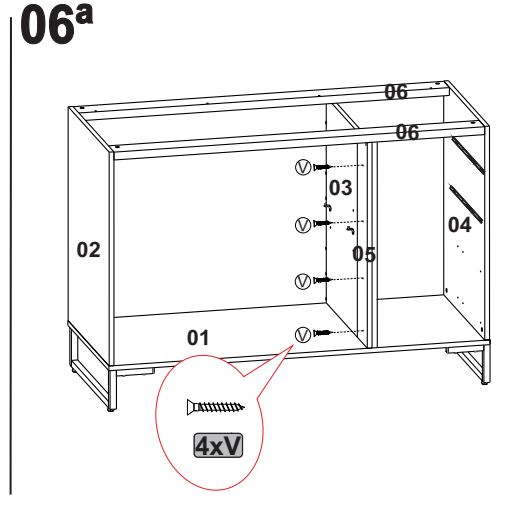


6xD

6xA

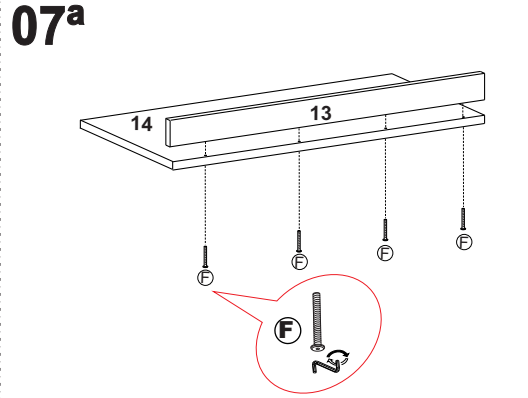
6xB

06^a



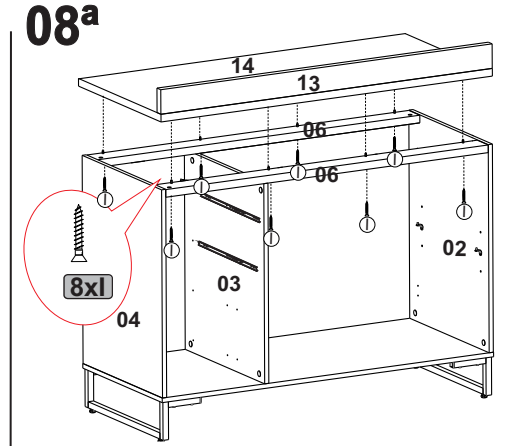
4xV

07^a



F

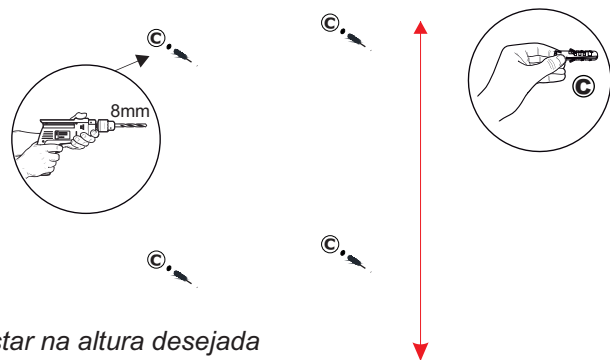
08^a



8xI

Utilizar a Chave Allen para fixação dos parafusos
Use the Allen Key to fix the screws
Utilice la llave Allen para fijar los tornillos.

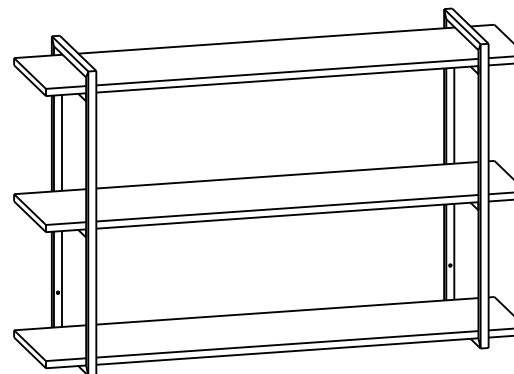
04^a



Ajustar na altura desejada
Adjust to desired height
Ajustar a la altura deseada

NICHO / NICHE / NICHO

NICHO IRON 800/1200 SEM PORTAS



Parabéns pela aquisição de um produto de qualidade.
Em caso de dúvidas procure a loja em que efetuou a compra .
Congratulations on your purchase of a product of quality.
When in doubt look for the shop where you made the purchase.
Enhorabuena por la compra de un producto de calidad.
En caso de duda buscar la tienda donde hizo la compra.

Montador
Observe atentamente as instruções e siga rigorosamente as etapas de montagem.
Após a montagem entregue ao cliente para a garantia do produto

Assembler
Note the instructions carefully and strictly follow the assembly steps.
After assembly delivered to the customer for the product warranty

Ensamblador
tenga en cuenta las instrucciones cuidadosamente y seguir estrictamente los pasos de montaje.
Después del montaje entregado al cliente para la garantía del producto

Observações:
-Para limpeza utilize pano seco.
Não utilize álcool ou produtos químicos tipo limpeza pesada, bem como produtos abrasivos.
-Pouca resistência à umidade.
- 3 meses de garantia legal contra eventuais defeitos de fabricação .
Não é coberto pela garantia. Danos referentes ao mal uso do produtos.

Resistência
-40KG.

Comments:
-For cleaning only dry cloth.
Do not use alcohol or heavy-duty cleaning chemicals as well as abrasive products.
-Low resistance to humidity

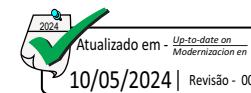
Warranty
- 3 months of legal warranty against any manufacturing defects.
It is not covered by warranty . Damages for the use of the product .

Resistance
-40kg

Observaciones:
-Para La limpieza paño seco.
No utilice alcohol ni productos químicos como la limpieza pesada y productos abrasivos
-Poca resistencia a la humedad lo hará

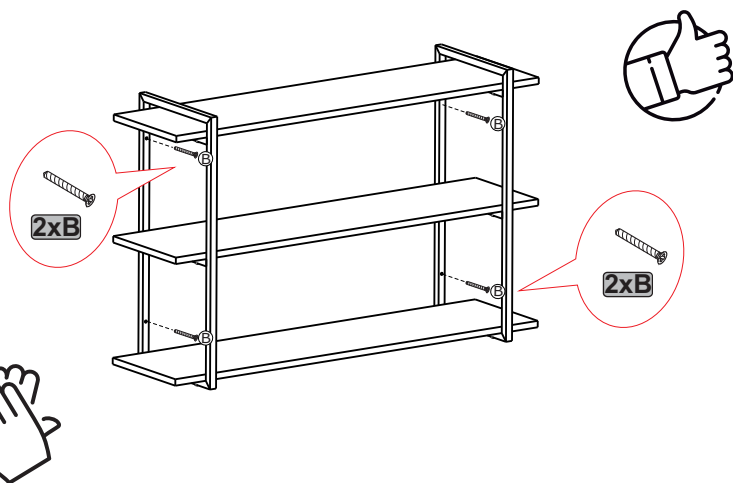
Garantía
- 3 meses de garantía legal contra cualquier defecto de fabricación .
No está cubierto por la garantía . Los daños para el uso del producto.

Resistencia
-40kg



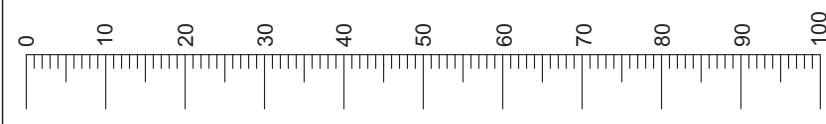
10/05/2024 | Revisão - 00

05^a






Utilizar a régua abaixo para medir os componentes.

Medidas em mm





Montagem / Assembly / Montaje

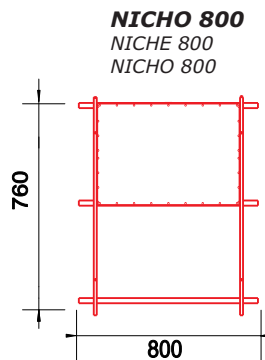
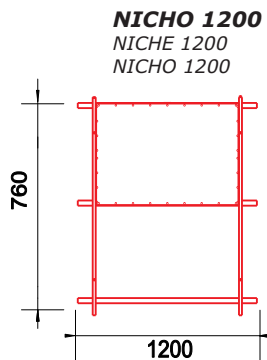
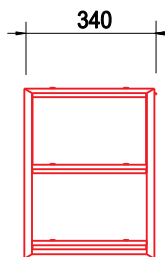
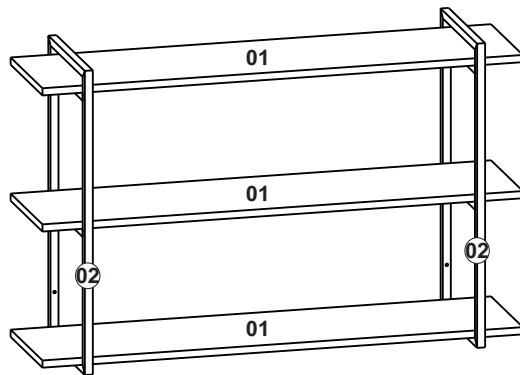
Accessories / Accessories / Accesorios

- | | | |
|--|---|--|
| A Parafuso
PA PH MQ M6X30
Screw
Tornillo
12  | B Parafuso
PA PH SB 5,0 X 60
Screw
Tornillo
04  | C Bucha
Anchor
Tarugo
04  |
|--|---|--|

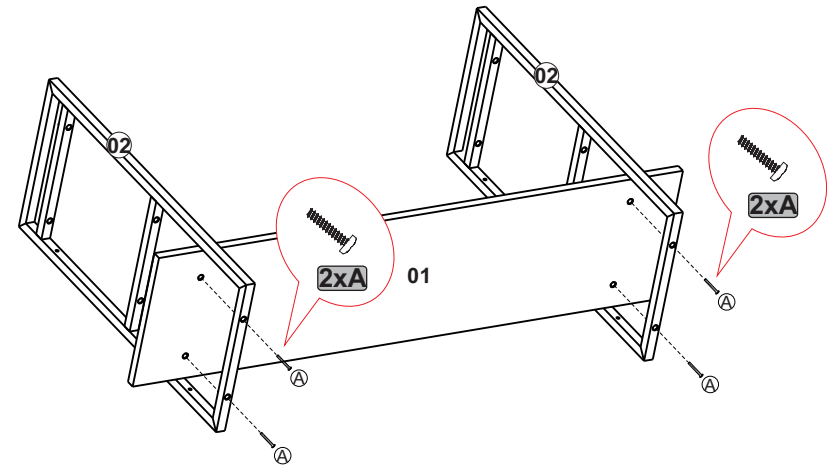
Peças / Parts / Partes

- | | |
|---|--|
| 01 Prateleira fixa
Fixed shelf
Estante fijo
03  | 02 Estrutura
Structure
Estructura
02  |
|---|--|

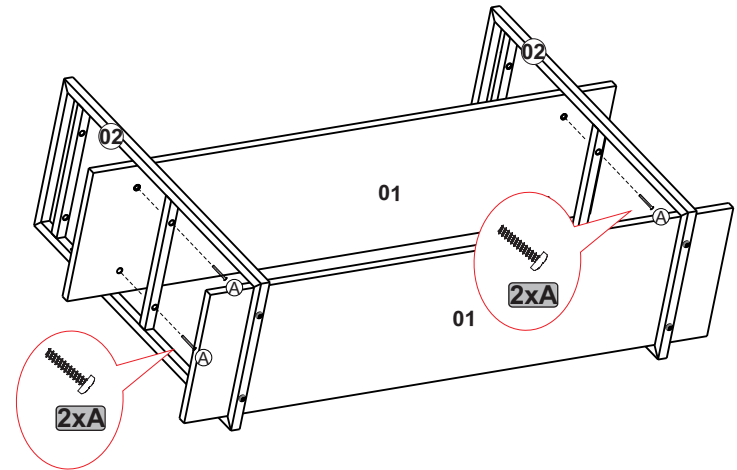
Ferramentas / Tools / Herramientas



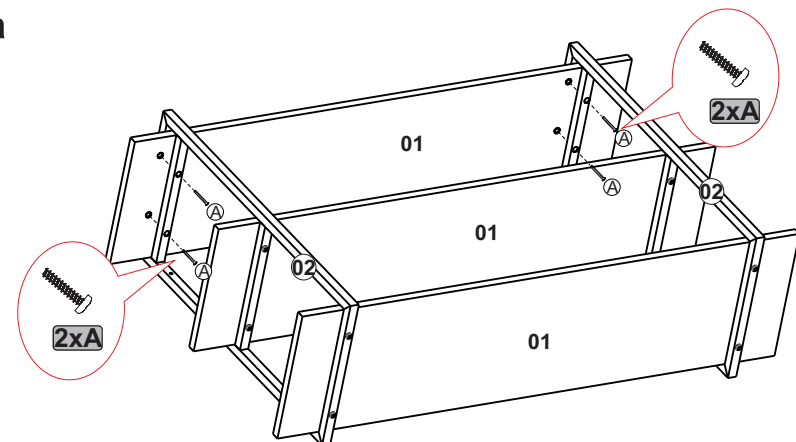
01^a



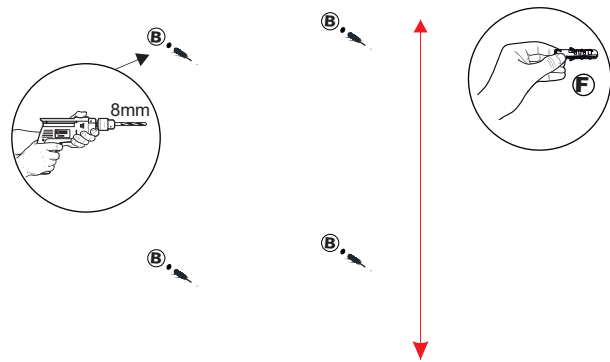
02^a



03^a

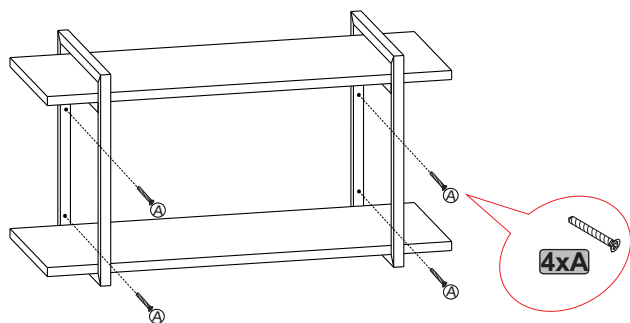


03^a



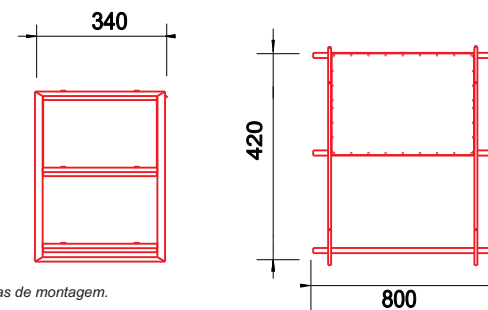
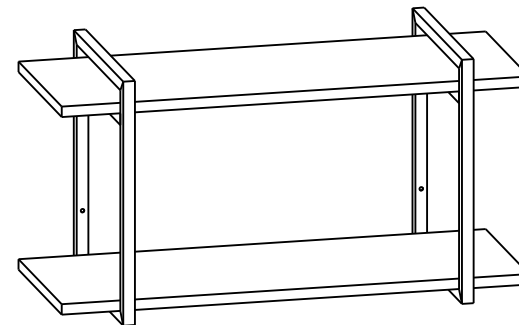
Ajustar na altura desejada
Adjust to desired height
Ajustar a la altura deseada

04^a



NICHO / NICHE / NICHO

NICHO 800 SEM PORTAS



Parabéns pela aquisição de um produto de qualidade.
Em caso de dúvidas procure a loja em que efetuou a compra .
Congratulations on your purchase of a product of quality.
When in doubt look for the shop where you made the purchase.
Enhorabuena por la compra de un producto de calidad.
En caso de duda buscar la tienda donde hizo la compra.

Montador
Observe atentamente as instruções e siga rigorosamente as etapas de montagem.
Após a montagem entregue ao cliente para a garantia do produto

Assembler
Note the instructions carefully and strictly follow the assembly steps.
After assembly delivered to the customer for the product warranty

Ensamblador
tenga en cuenta las instrucciones cuidadosamente y seguir estrictamente los pasos de montaje.
Después del montaje entregado al cliente para la garantía del producto

Observações:

- Para limpeza utilize pano seco.
- Não utilize álcool ou produtos químicos tipo limpeza pesada, bem como produtos abrasivos.
- Pouca resistência à umidade.
- 3 meses de garantia legal contra eventuais defeitos de fabricação .
- Não é coberto pela garantia. Danos referentes ao mal uso do produtos.

Resistência

-40KG.

Comments:

- For cleaning only dry cloth.
- Do not use alcohol or heavy-duty cleaning chemicals as well as abrasive products.
- Low resistance to humidity

Warranty

- 3 months of legal warranty against any manufacturing defects.
- It is not covered by warranty . Damages for the use of the product .

Resistance

-40kg

Observaciones:

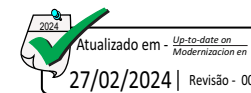
- Para La limpieza paño seco.
- No utilice alcohol ni productos químicos como la limpieza pesada y productos abrasivos
- Poca resistencia a la humedad lo hará

Garantía

- 3 meses de garantía legal contra cualquier defecto de fabricación .
- No está cubierto por la garantía . Los daños para el uso del producto.

Resistencia

-40kg



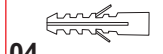
Montagem / Assembly / Montaje

Acessórios / Accessories / Accesorios

A Parafuso
PA PH SB 5,0 X 60
Screw
Tornillo



B Bucha
Anchor
Tarugo



C Parafuso
PA PH MQ M6X30
Screw
Tornillo

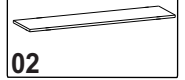


04

04

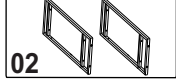
08

01 Prateleira Fixa
Fixed shelf
Estante fijo



02

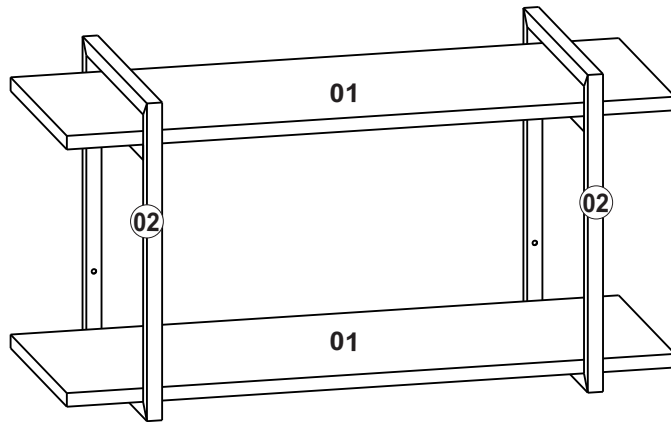
02 Estrutura
Structure
Estructura



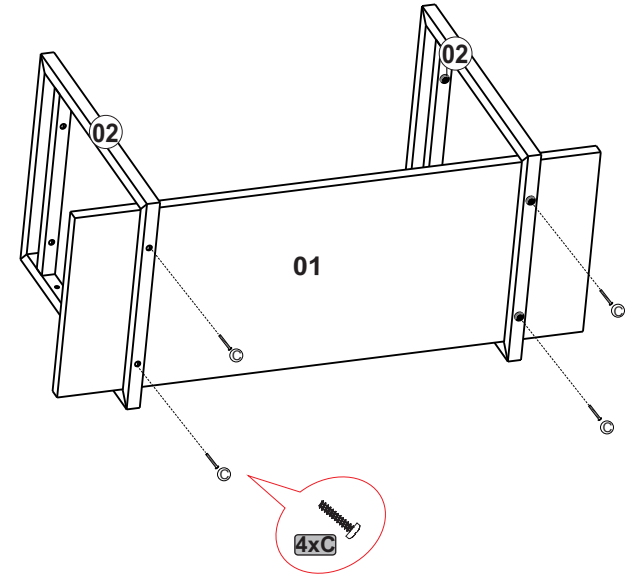
02

Peças / Parts / Partes

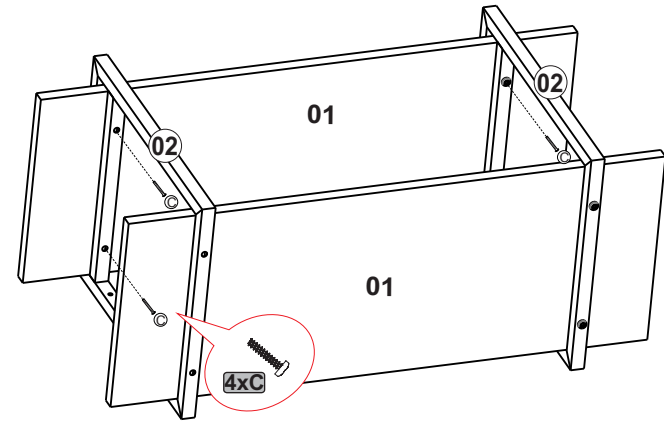
Ferramentas / Tools / Herramientas



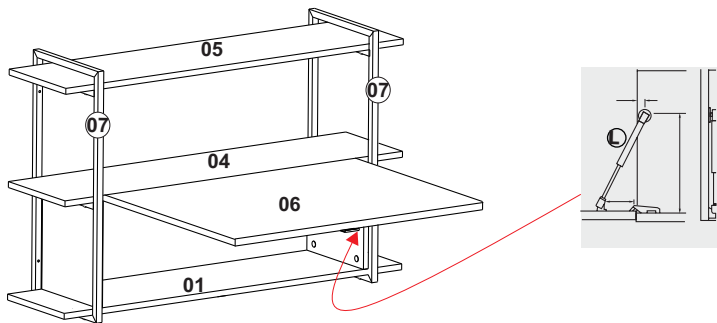
01^a



02^a

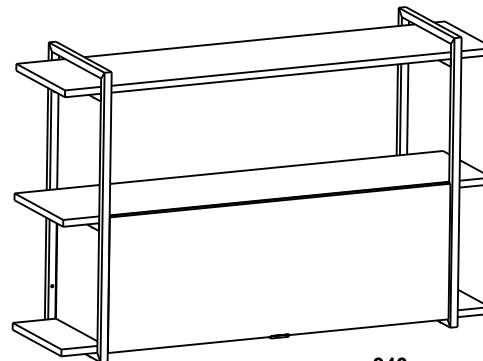


08^a

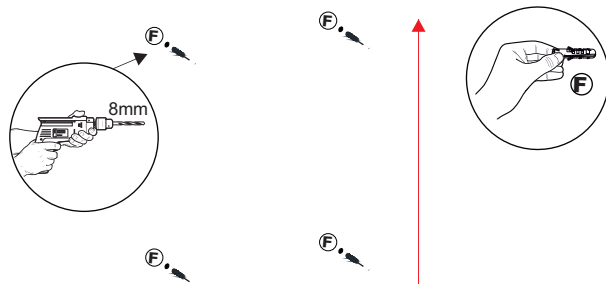


NICHO / NICHE / NICHIO

NICHO 1200 COM PORTAS

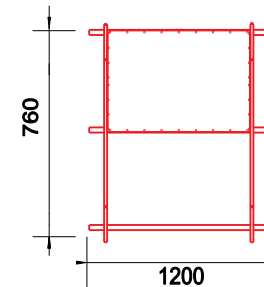
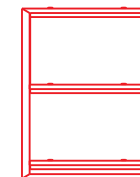


09^a



Ajustar na altura desejada
Adjust to desired height
Ajustar a la altura deseada

340



Parabéns pela aquisição de um produto de qualidade.
Em caso de dúvidas procure a loja em que efetuou a compra .
Congratulations on your purchase of a product of quality.
When in doubt look for the shop where you made the purchase.
Enhorabuena por la compra de un producto de calidad.
En caso de duda buscar la tienda donde hizo la compra.

Montador
Observe atentamente as instruções e siga rigorosamente as etapas de montagem.
Após a montagem entregue ao cliente para a garantia do produto

Assembler
Note the instructions carefully and strictly follow the assembly steps.
After assembly delivered to the customer for the product warranty

Ensamblador
tenga en cuenta las instrucciones cuidadosamente y seguir estrictamente los pasos de montaje.
Después del montaje entregado al cliente para la garantía del producto

Observações:

- Para limpeza utilize pano seco.
- Não utilize álcool ou produtos químicos tipo limpeza pesada, bem como produtos abrasivos.
- Pouca resistência à umidade.
- 3 meses de garantia legal contra eventuais defeitos de fabricação .
- Não é coberto pela garantia. Danos referentes ao mal uso do produtos.

Resistência

-40KG.

Comments:

- For cleaning only dry cloth.
- Do not use alcohol or heavy-duty cleaning chemicals as well as abrasive products.
- Low resistance to humidity

Warranty

- 3 months of legal warranty against any manufacturing defects.
It is not covered by warranty . Damages for the use of the product .

Resistance

-40kg

Observaciones:

- Para La limpieza paño seco.
- No utilice alcohol ni productos químicos como la limpieza pesada y productos abrasivos
- Poca resistencia a la humedad lo hará

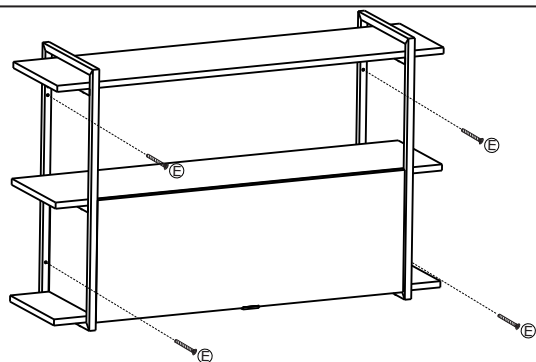
Garantía

- 3 meses de garantía legal contra cualquier defecto de fabricación .
No está cubierto por la garantía . Los daños para el uso del producto.

Resistencia

-40kg

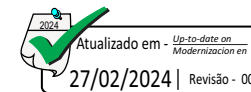
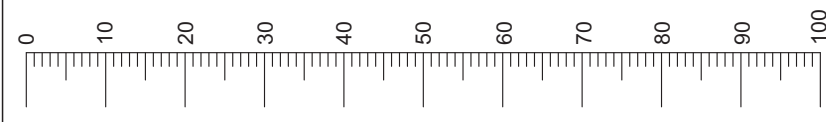
10^a



4xE














Utilizar a régua abaixo para medir os componentes.

Medidas em mm












Montagem / Assembly / Montaje

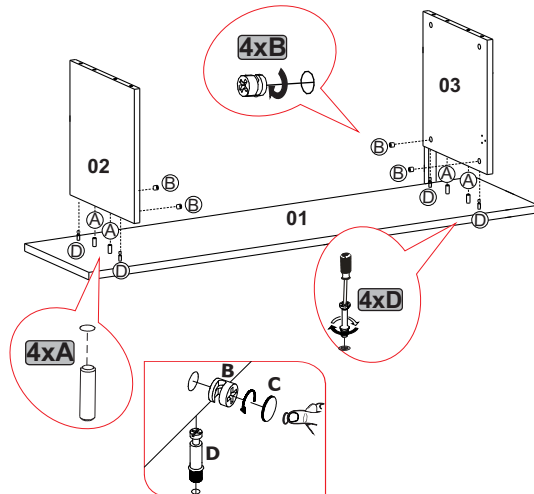
Accessories / Accessories / Accesorios

A Cavilha 8 x 30 Pin 8 x 30 Clavija 8 x 30  08	B Castanha Girofix Brow Girofix Castaño Girofix  08	C Tapa Furo Tap Role Tap del Agujero  08	D Girofix c/ Soberba Girofix Whit Superb Girofix Con Soberbia  08	E Parafuso PA PH SB 5,0 X 60 Screw Tornillo  04	F Bucha Anchor Tarugo  04
G Parafuso CH PH SB 3,5 X 14 Screw Tornillo  07	H Parafuso PA PH MQ M6X30 Screw Tornillo  12	I Puxador Clean Puller Arrancador  01	J Parafuso CH PH SB 3,5 X 16 Screw Tornillo  08	K Prego Nail Clavo  34	L Pistão a gás Gás piston Piston gás  01
M Dobradiça super reta 35mm Straht mug recta 35mm Bisagra reta 35mm  02					

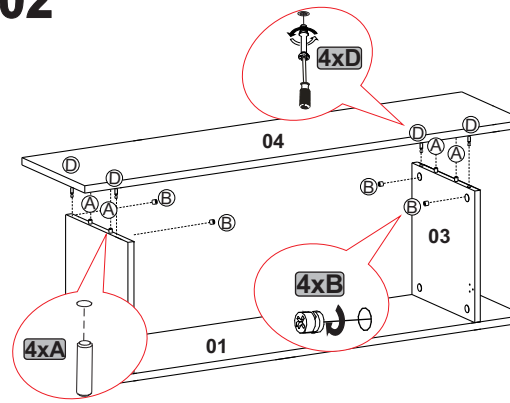
Peças / Parts / Partes

01 Base  01	02 Lateral Esquerda Left Side Lado izquierdo  01	03 Lateral Direita Right Side Lado Derecho  01	04 Tampo Top Tapa  01	05 Prateleira Fixa Fixed shelf Estante fijo  01	06 Porta Basculante Swinging door Puerta de vaivén  01
07 Estrutura Structure Estructura  02	08 Fundo nicho niche background fondo de nicho  01	Ferramentas / Tools / Herramientas 			

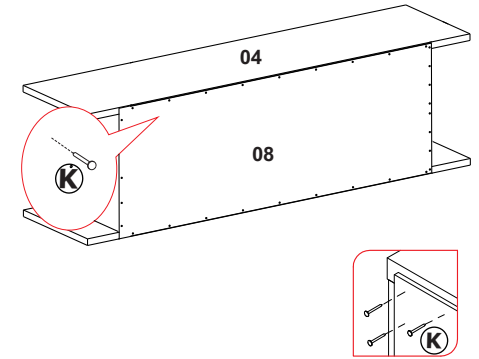
01^a



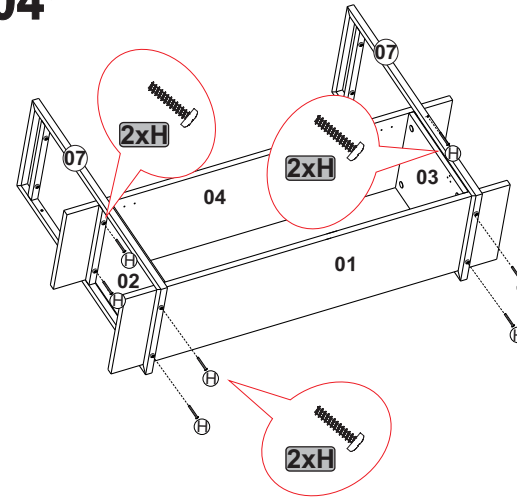
02^a



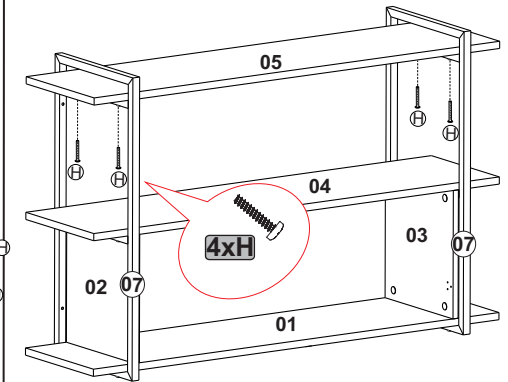
03^a



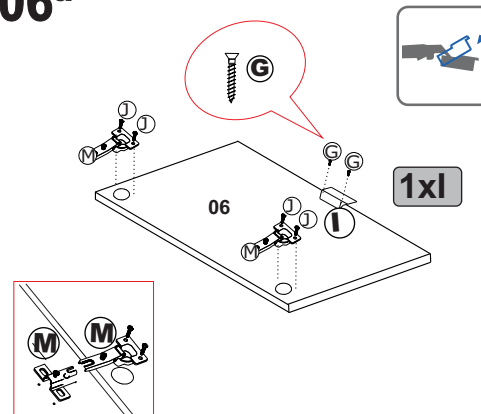
04^a



05^a



06^a



07^a

