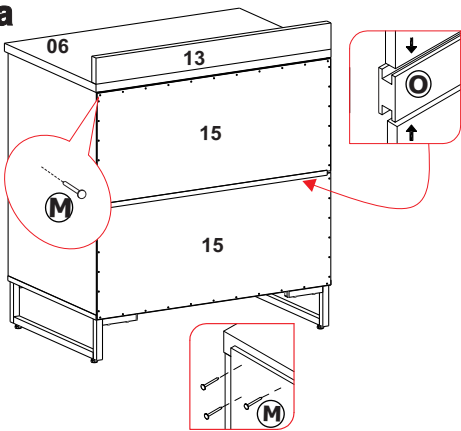
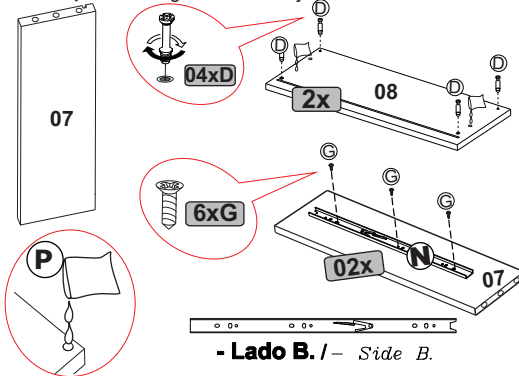


09a



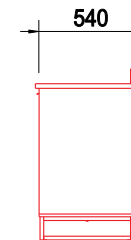

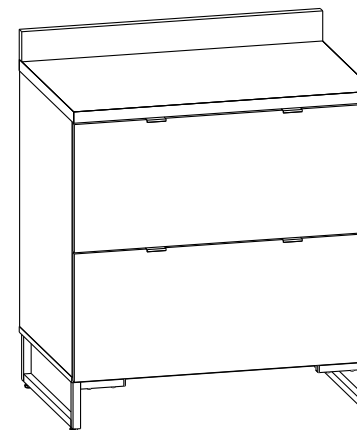
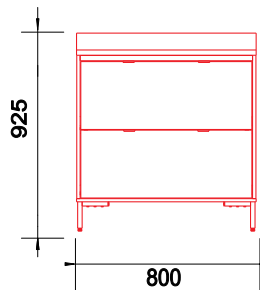
10a

Obs: Passar cola nas gavetas
 Obs: Glue in drawers
 Obs: Pegamento en cajones

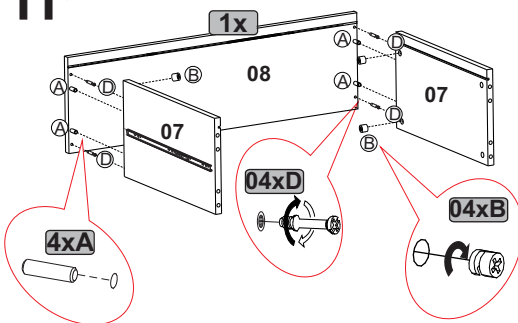


BALCÃO / COUNTER / ENCIMERA

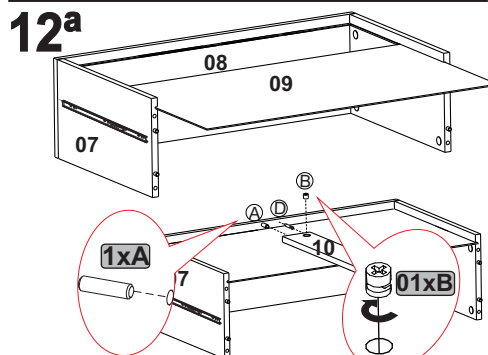
BALCÃO COZINHA 800 C/GAVETÃO IRON



11a



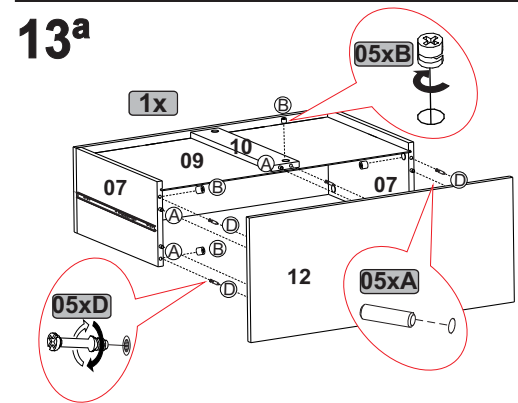
12a



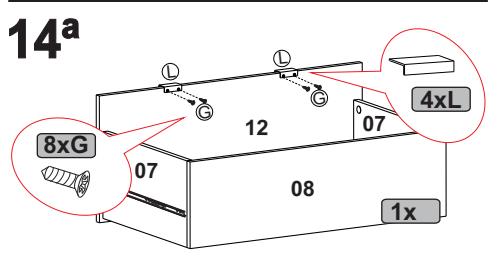
Parabéns pela aquisição de um produto de qualidade.
 Em caso de dúvidas procure a loja em que efetuou a compra.
Congratulations on your purchase of a product of quality.
 When in doubt look for the shop where you made the purchase.
Enhorabuena por la compra de un producto de calidad.
 En caso de duda buscar la tienda donde hizo la compra.

Montador
 Observe atentamente as instruções e siga rigorosamente as etapas de montagem.
 Após a montagem entregue ao cliente para a garantia do produto
Assembler
 Note the instructions carefully and strictly follow the assembly steps.
 After assembly delivered to the customer for the product warranty
Ensamblador
 tenga en cuenta las instrucciones cuidadosamente y seguir estrictamente los pasos de montaje.
 Después del montaje entregado al cliente para la garantía del producto

13a



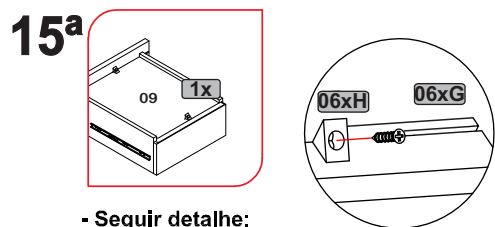
14a



Observações:
 -Para limpeza utilize pano seco.
 Não utilize álcool ou produtos químicos tipo limpeza pesada, bem como produtos abrasivos.
 -Pouca resistência à umidade.
 - 3 meses de garantia legal contra eventuais defeitos de fabricação.
 Não é coberto pela garantia. Danos referentes ao mal uso do produtos.

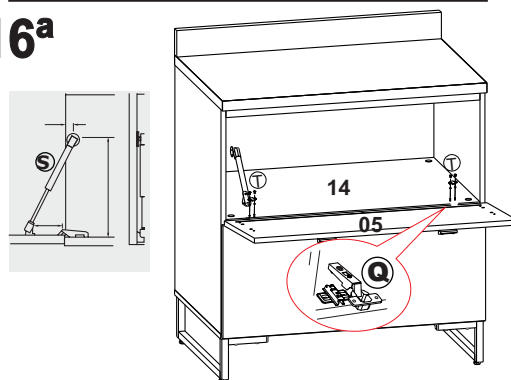
Resistência
 -40KG.
Comments:
 -For cleaning only dry cloth.
 Do not use alcohol or heavy-duty cleaning chemicals as well as abrasive products.
 -Low resistance to humidity
Warranty
 - 3 months of legal warranty against any manufacturing defects.
 It is not covered by warranty. Damages for the use of the product.
Resistance
 -40kg

15a

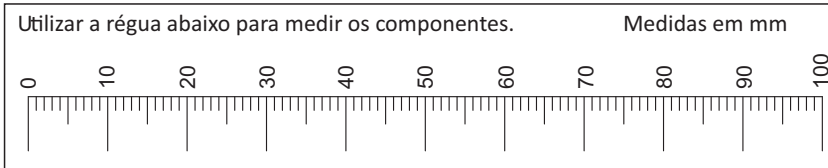
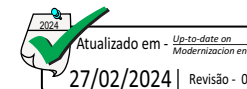


- Seguir detalhe:
 - Follow detail:
 - Seguir detalle:

16a



Observaciones:
 -Para la limpieza paño seco.
 No utilice alcohol ni productos químicos como la limpieza pesada y productos abrasivos
 -Poca resistencia a la humedad lo hará
Garantía
 - 3 meses de garantía legal contra cualquier defecto de fabricación.
 No está cubierto por la garantía. Los daños para el uso del producto.
Resistencia
 -40kg



Montagem / Assembly / Montaje

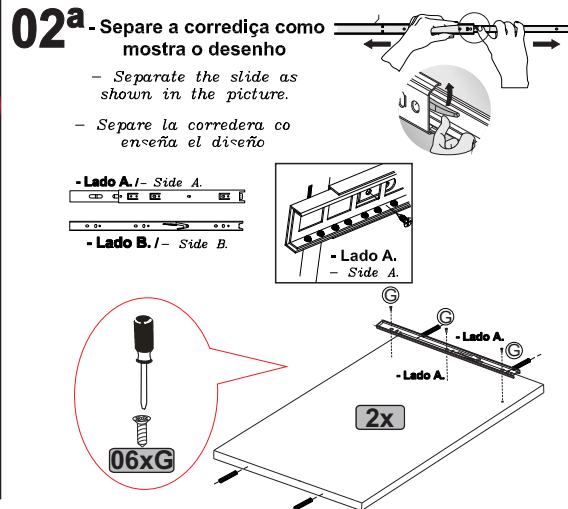
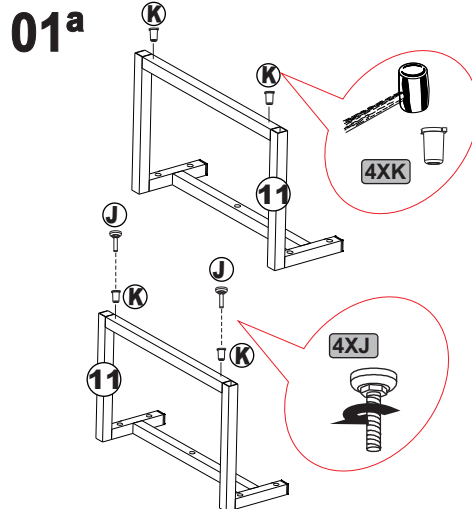
Accesórios / Accessories / Accesorios

A Cavilha 8 x 30 Pin 8 x 30 Clavija 8 x 30 22	B Castanha Girofix Brow Girofix Castaño Girofix 22	C Tapa Furo Tap Role Tap del Agujero 22	D Girofix c/ Soberba Girofix Whit Superb Girofix Con Soberbia 22	E Parafuso CH PH SB 4,8 X 32 Screw Tornillo 10	F Parafuso AL INT SB 7,0x60 Screw Tornillo 04
G Parafuso CH PH SB 3,5 X 14 Screw Tornillo 33	H Fixador de Fundo Bottom Fixer Fijador inferior 06	I Parafuso CH PH SB 4,0 X 35 Screw Tornillo 08	J Sapata c/ rosca Threaded shoe Zapato roscado 04	K Bucha p/ Sapata Shoe Bushing Buje para zapato 04	L Puxador Clean Puller Arrancador 04
M Pregão Nail Clavo 40	N Correções 400 Slides Correderas 01 Par	O Perfil p/ fundo Profile Perfil 01	P Saco de Cola Glue Pegamento 02	Q Dobradiça super reta 35mm Strait mug recta 35mm Bisagra reta 35mm 02	R Chave Allen Allen key Allen 01
S Pistão a gás Gas piston Piston gás 01	T Parafuso CH PH SB 3,5 X 16 Screw Tornillo 08				

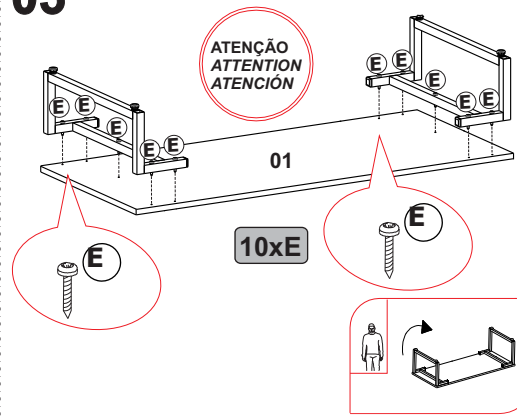
Peças / Parts / Partes

01 Base 01	02 Lateral Esquerda Left Side Lado izquierdo 01	03 Lateral Direita Right Side Lado Derecho 01	04 Travessa Frontal e Traseira front and rear cross member travesaño delantero y trasero 02	05 Porta Basculante Swinging door Puerta de vaivén 01	06 Tampo Top Tapa 01
07 Lateral da gaveta Side drawer Cajón lateral 02	08 Contra-fundo Against fund Contra el fondo 01	09 Fundo da gaveta Drawer bottom Fondo del cajón 01	10 Travessa gaveta Drawer tray Bandeja del cajón 01	11 Rodapé Metálico Metallic plinth Zócalo metálico 02	12 Frente gavetão Drawer front Frente del cajón 01
13 Vista Frontal Front view Vista frontal 01	14 Prateleira fixa Fixed shelf Estante fijo 01	15 Fundo do Móvel Background Fondo de muebles 02			

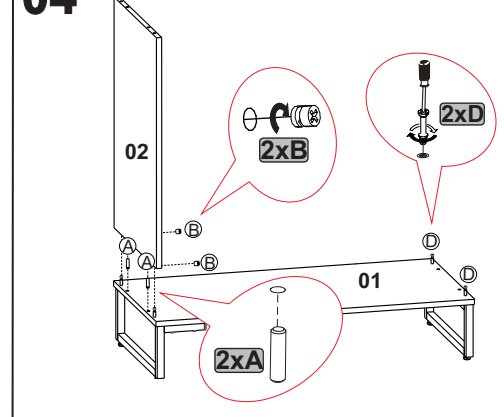
Ferramentas / Tools / Herramientas



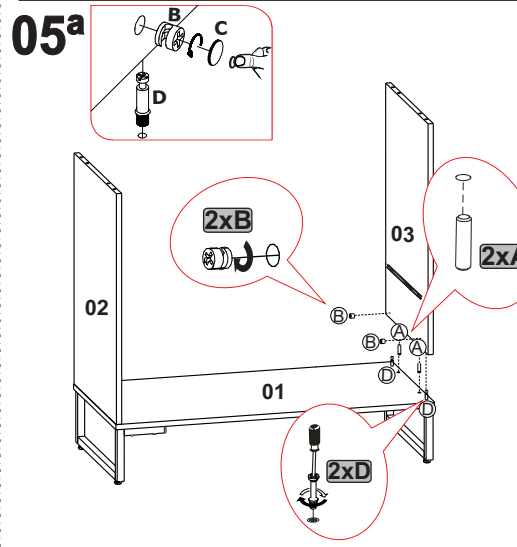
03^a



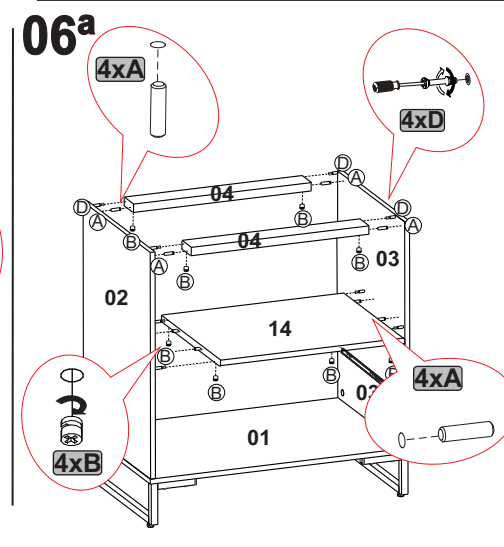
04^a



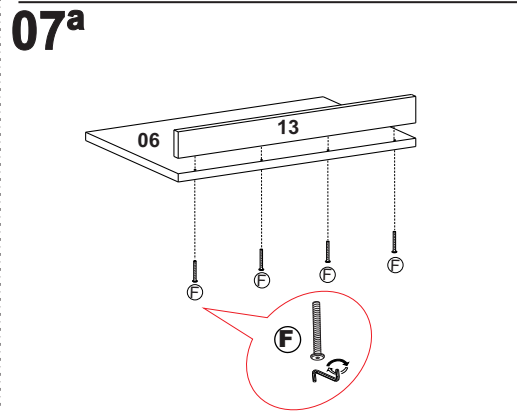
05^a



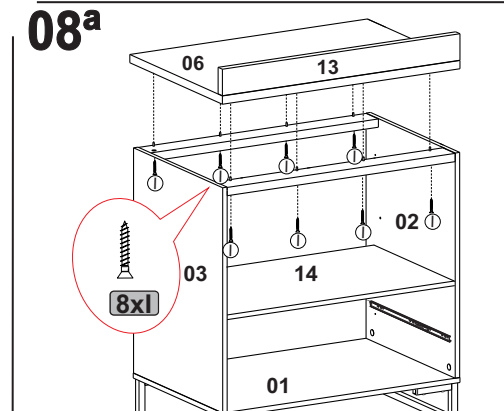
06^a



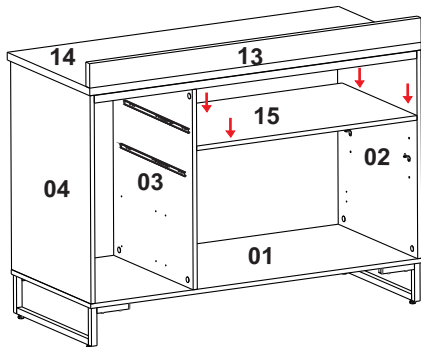
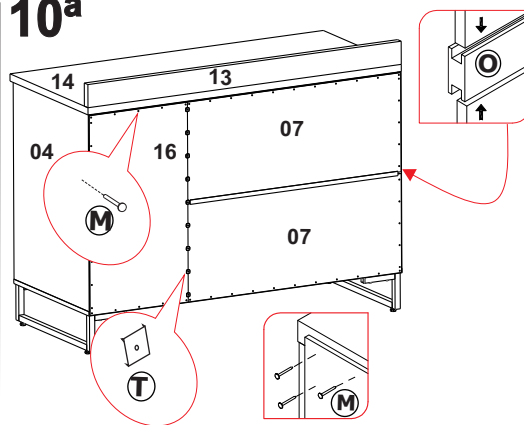
07^a



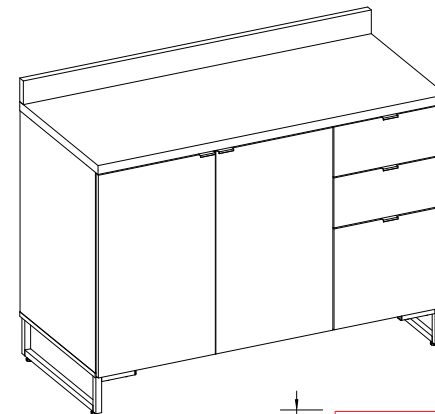
08^a



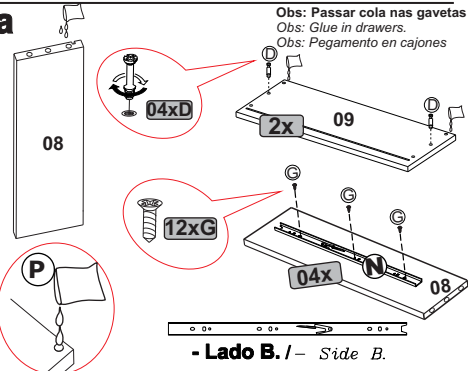
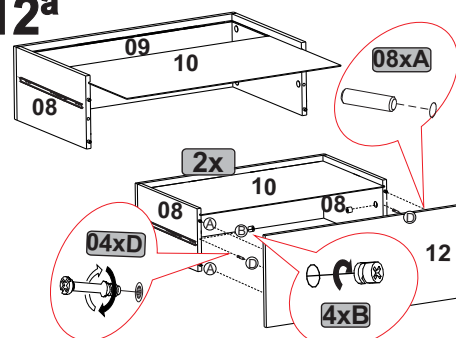
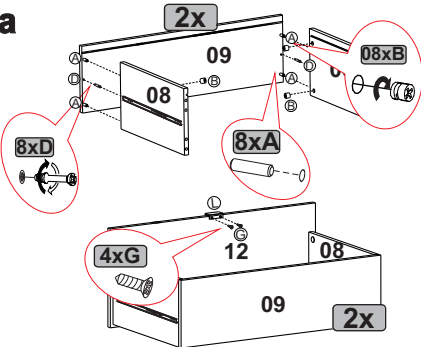
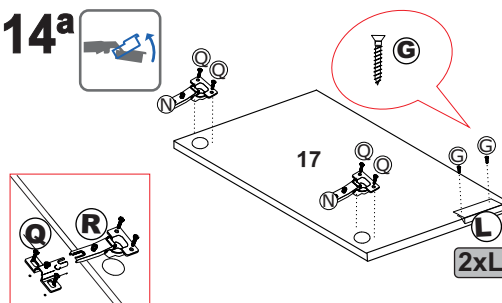
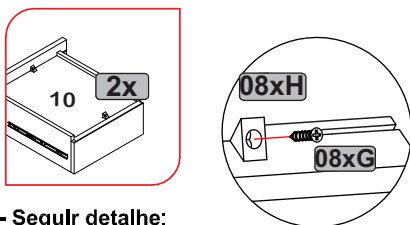
Utilizar a Chave Allen para fixação dos parafusos
Use the Allen Key to fix the screws
Utilice la llave Allen para fijar los tornillos.

09^a**10^a**

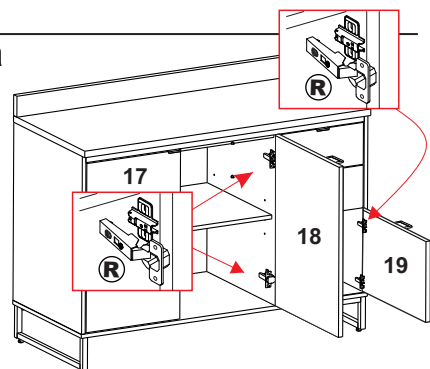
BALCÃO / SINK COUNTER / MOSTRADOR DEL FREGADERO

BALCÃO PIA 1200 IRON**11^a**

Obs: Passar cola nas gavetas
Obs: Glue in drawers.
Obs: Pegamento en cajones

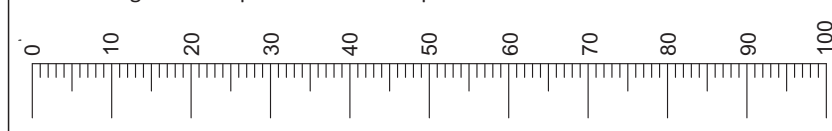
**12^a****13^a****14^a****15^a**

- Seguir detalhe:
- Follow detail:
- Seguir detalle:

16^a

Utilizar a régua abaixo para medir os componentes.

Medidas em mm



Parabéns pela aquisição de um produto de qualidade.
Em caso de dúvidas procure a loja em que efetuou a compra.
Congratulations on your purchase of a product of quality.
When in doubt look for the shop where you made the purchase.
Enhorabuena por la compra de un producto de calidad.
En caso de duda buscar la tienda donde hizo la compra.

Montador
Observe atentamente as instruções e siga rigorosamente as etapas de montagem.
Após a montagem entregue ao cliente para a garantia do produto

Assembler
Note the instructions carefully and strictly follow the assembly steps.
After assembly delivered to the customer for the product warranty

Ensamblador
tenga en cuenta las instrucciones cuidadosamente y seguir estrictamente los pasos de montaje.
Después del montaje entregado al cliente para la garantía del producto

Observações:

-Para limpeza utilize pano seco.
Não utilize álcool ou produtos químicos tipo limpeza pesada, bem como produtos abrasivos.
-Pouca resistência à umidade.
- 3 meses de garantia legal contra eventuais defeitos de fabricação.
Não é coberto pela garantia. Danos referentes ao mal uso do produtos.

Resistência

-40KG.

Comments:

-For cleaning only dry cloth.
Do not use alcohol or heavy-duty cleaning chemicals as well as abrasive products.
-Low resistance to humidity

Warranty

- 3 months of legal warranty against any manufacturing defects.
It is not covered by warranty. Damages for the use of the product.

Resistance

-40kg

Observaciones:

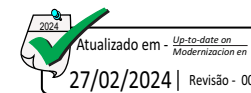
-Para La limpieza paño seco.
No utilice alcohol ni productos químicos como la limpieza pesada y productos abrasivos
-Poca resistencia a la humedad lo hará

Garantía

- 3 meses de garantía legal contra cualquier defecto de fabricación.
No está cubierto por la garantía. Los daños para el uso del producto.
























Resistencia

-40kg









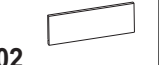

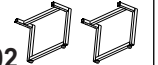




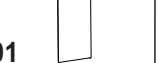
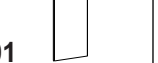
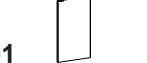




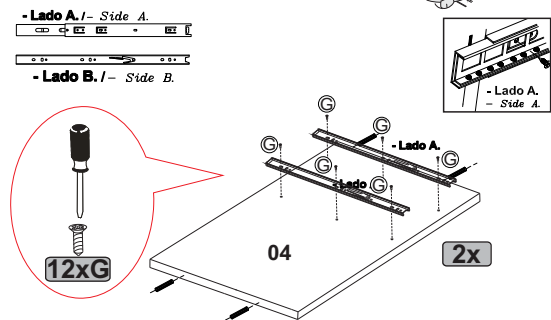
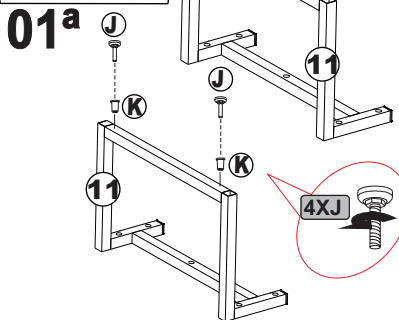
Montagem / Assembly / Montaje

Accessories / Accessories / Accesorios

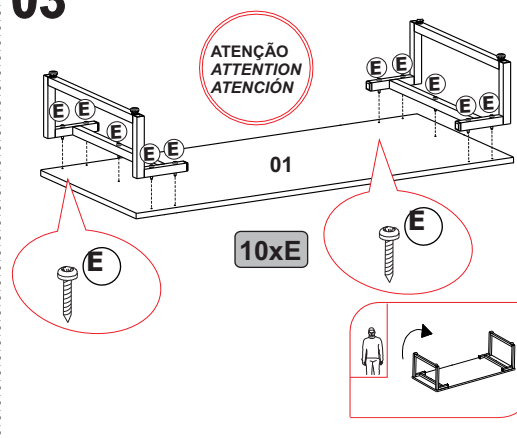
A Cavilha 8 x 30 Pin 8 x 30 Clavija 8 x 30  28	B Castanha Girofix Brow Girofix Castaño Girofix  20	C Tapa Furo Tap Role Tap del Agujero  20	D Girofix c/ Soberba Girofix Whit Superb Girofix Con Soberbia  20	E Parafuso CH PH SB 4,8 X 32 Screw Tornillo  10	F Parafuso AL INT SB 7,0x60 Screw Tornillo  04
G Parafuso CH PH SB 3,5 X 14 Screw Tornillo  46	H Fixador de Fundo Bottom Fixer Fijador inferior  08	I Parafuso CH PH SB 4,0 X 35 Screw Tornillo  08	J Sapata c/ rosca Threaded shoe Zapato roscado  04	K Bucha p/ Sapata Shoe Bushing Buje para zapato  04	L Puxador Clean Puller Arrancador  05
M Pregão Nail Clavo  58	N Correiaçs Slides Correderas  02 Par	O Perfil p/ fundo Profile Perfil  01	P SACHE de Cola Glue Pegamento  04	Q Parafuso CH PH SB 3,5X16 Screw Tornillo  24	R Dobradiça super reta 35mm Straiht mug recta 35mm Bisagra reta 35mm  06
S Suporte Prateleira Shelf support Soporte de estante  04	T Fixação de Fundo Fixation Background  05	U Chave Allen Allen key Allen  01	V Parafuso CH PH SB 4,0 X 25 Screw Tornillo  04	Ferramentas / Tools / Herramientas 	

Peças / Parts / Partes

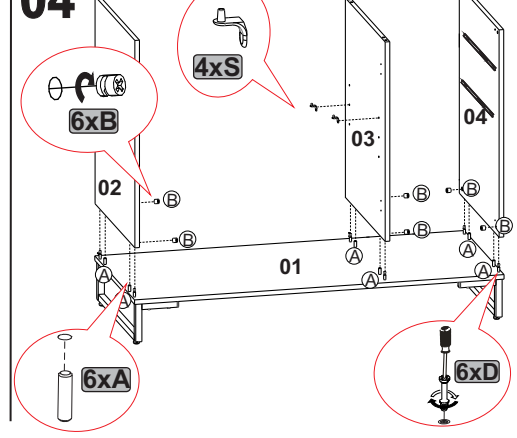
01 Base  01	02 Lateral Esquerda Left Side Lado izquierdo  01	03 Divisão Division División  01	04 Lateral Direita Right Side Lado Derecho  01	05 Batente da porta door stop parada de puerta  01	06 Travessa Frontal e Traseira front and rear cross member travesaño delantero y trasero  02
07 Fundo Horizontal Horizon background Fondo Horizontal  02	08 Lateral da gaveta Side drawer Cajón lateral  04	09 Contra-fundo Against fund Contra el fondo  02	10 Fundo da gaveta Drawer bottom Fondo del cajón  02	11 Rodapé Metálico Metallic plinth Zócalo metálico  02	12 Frente gaveta Drawer front Frente del cajón  02
13 Vista Frontal Front view Vista frontal  01	14 Tampo Top Tapa  01	15 Prateleira Móvel Mobile shelf Estante Móvil  01	16 Fundo Vertical Vertical background Fondo vertical  01	17 Porta esquerda left door puerta izquierda  01	18 Porta direita Right door Puerta derecha  01
19 Porta Door Puerta  01	02^a - Separe a correiaçs como mostra o desenho - Separate the slide as shown in the picture. - Separe la corredera co enseña el diseño 				



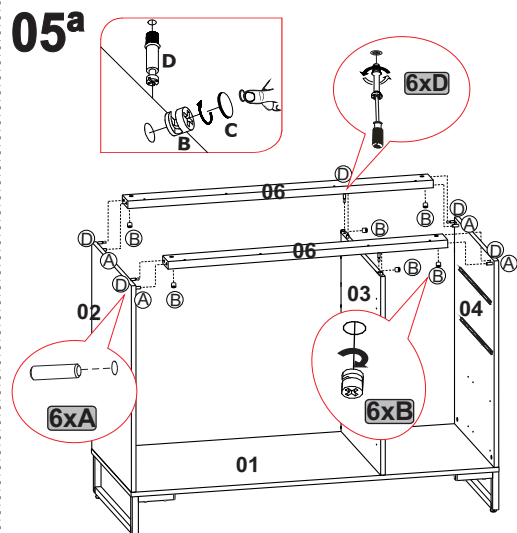
03^a



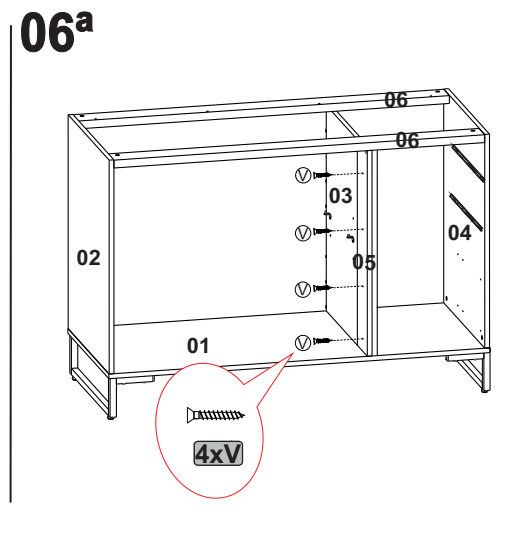
04^a



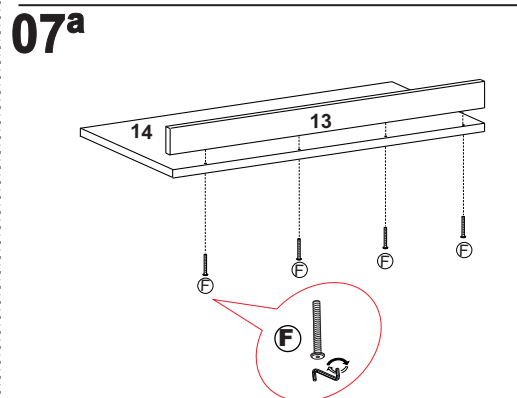
05^a



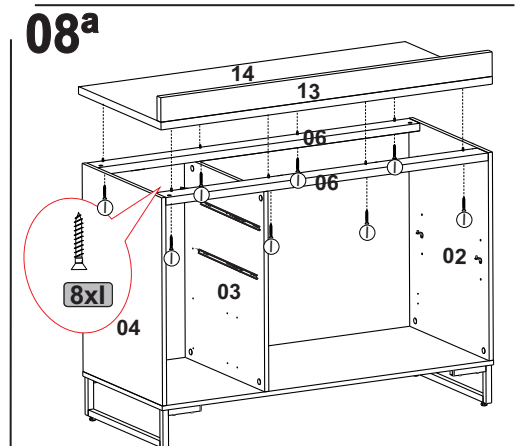
06^a



07^a



08^a



Utilizar a Chave Allen para fixação dos parafusos
Use the Allen Key to fix the screws
Utilice la llave Allen para fijar los tornillos.