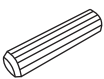








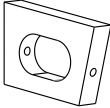
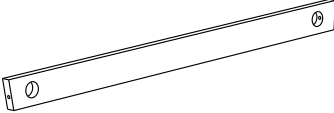
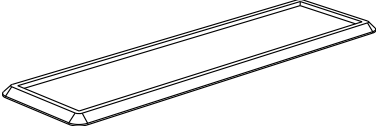
Aparador e Mesa Ônix- Manual de montagem
CA416TA50VKJMOB-589783



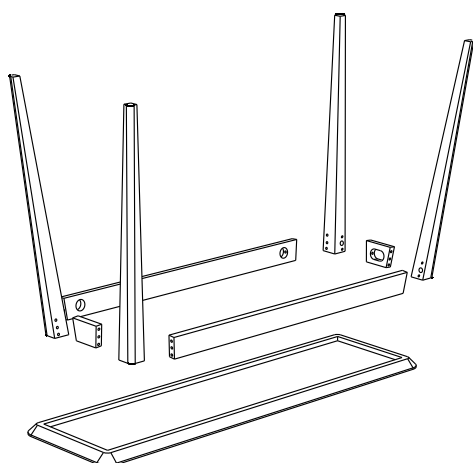
REFERÊNCIA	QUANTIDADE	ILUSTRAÇÃO	DESCRIÇÃO
1	16X		Cavilhas 10 X 40
2	16X		Parafusos 4,0 X 14
3	8X		Chapinha "L"
4	8X		Porca sextavada
5	8X		Haste rosca 5/16X80
6	8X		Bucha meia lua 40 M8

Aparador e Mesa Ônix- Manual de montagem
CA416TA50VKJMOB-589783

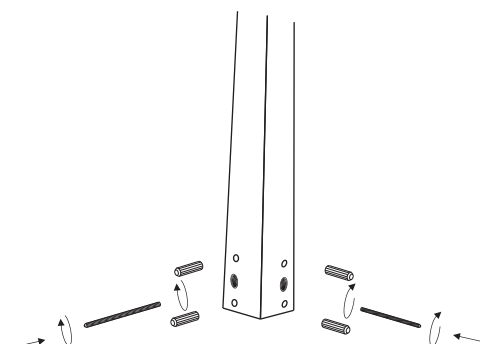


REFERÊNCIA	QUANTIDADE	ILUSTRAÇÃO	DESCRIÇÃO
a	4X		Pés
b	2X		Travessa Menor
c	2X		Travessa Maior
d	1X		Conjunto Tampo com Vidro Colado

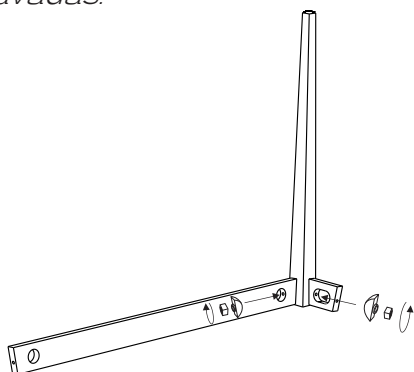
Aparador e Mesa Ônix- Manual de montagem CA416TA50VKJMOB-589783



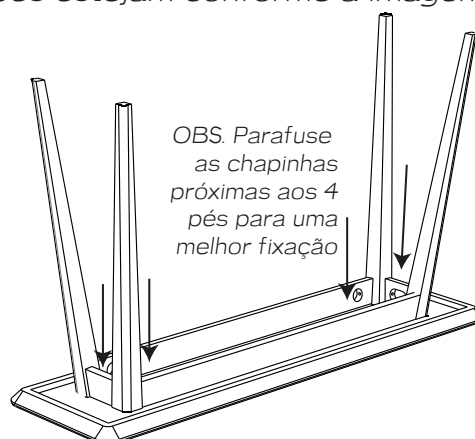
Monte o conjunto conforme a imagem, utilizando as cavilhas, buchas americanas e barras roscadas.



Após unir os pés fixe-os com as buchas meia lua e porcas sextavadas.



Repetir o processo até que todos os pés estejam conforme a imagem.



OBS. Parafuse as chapinhas próximas aos 4 pés para uma melhor fixação

Fixar o conjunto de pés ao tampo através das chapinhas 'L'.