

















Componentes / Components

Seq. Mont.	Prefixo	Cod	Descrição	QTD
1	AP	3950	BASE - BASE - BASE	1
2	BL	0093	LATERAL ESQUERDA - LADO IZQUIERDO - LEFT SIDE	1
3	AP	1645	DIVISORIA - PARTICION - DIVISION	1
4	BL	0094	LATERAL DIREITA - LADO DERECHO - RIGHT SIDE	1
5	AP	4503	PRATELEIRA - ESTANTE - PRATELEIRA	1
6	BL	3962	TAMPO - TAPA - TAMPO	2
7	FF	0000	PÉS - PIES - FEET	4
8	AC	7337	FUNDO 685 X 325 X 3 - FONDO 685 X 325 X 3 - FUNDO 685 X 325 X 3	2
9	AP	7338	FUNDO 685 X 369 X 3 - FONDO 685 X 369 X 3 - FUNDO 685 X 369 X 3	1
10	BL	6284	FRENTE DE GAVETA - FRENTE DE CAJON - FRENTE DE GAVETA	3
11	AP	8295	LATERAL DE GAVETA - CAJONES LATERALES - LATERAL DE GAVETA	6
12	AP	8296	TRASEIRO DE GAVETA - TRASERO DE CAJON - TRASEIRO DE GAVETA	3
13	DP	7336	FUNDO DE GAVETA - FONDO DE CAJÓN - FUNDO DE GAVETA	3
14	BL	5578	PORTA - PUERTA - PORTA	1

Acessórios / Accesorio / Accessory

A Parafuso - Tornillo - Screw 5 x 45mm  22 Pçs	B Cantoneira Plástica - Rinconeras - Bracket plastic  12 Pçs	C Parafuso flangeado - Tornillo con brida - Screw flanged 3,5 x 12mm  40 Pçs	D Calço Cuña Chock  02 Pçs
E Corrediza 350mm Guia 350mm Slide 350mm  03 Pçs	F Parafuso Tornillo Screw 3,5x12mm  44 Pçs	G cantoneira riconeras bracket plastic  08 Pçs	H Cavilha - Clavija - Pin 6x30mm  12 Pçs
I Parafuso flangeado - Tornillo con brida - Screw flanged 3,5 x 16mm  27Pçs	J puxador - asa - handle  04Pçs	K Parafuso - Tornillo - Screw 3,5 x 25mm  08 Pçs	L Dobradiça Bisagra Hinge  02 Pçs
M Prego - Clavo - Nail 10x10  50Pçs	N Garra de metal  07 Pçs	O perfil-profile  01 Pç	P Cola - Pegamento - Glue  02 Pçs

*Medidas em mm - Medidas em mm - Measurements in mm
*Desenhos ilustrativos - Dibujos ilustrativos - Illustrative drawings




BATROL - Indústria e Comércio e Móveis Ltda.
Av. Pedro Baso 476 - Recanto Jd. Dalva - 13660-000 - Porto Ferreira - SP - Brasil
Telefone: PABX (19) 3581-4123 / (19) 3589-5123
Caixa Postal : 580 CNPJ: 48.024.392/001-55 Insc. Est: 555.011.453.112
e-mail: batrol@batrol.com.br Site: www.batrol.com.br



Vídeo Montagem -
Montaje - Drawing - Youtube



SMARTPHONE, TABLET,
PDAs, E SIMILARES COM
CONEXÃO COM INTERNET.



Altura - Height: 842mm
Frente - Front: 1302mm
Prof. Total - Total Depth: 448mm

Instruções - Instructions - Instrucciones:

REVISÃO: 00 - 27/09/2024

- Siga corretamente as instruções deste manual - Siga correctatmente las instrucciones de estos manuales - Follow the instructions in this manual correctly

- Ferramentas para a montagem - Herramientas para el montaje - Tools for assemblv:



Parafusadeira
Atornillador
Screwdriver



Chave Philips
Destorn. Estrella
Phillips Head



Martelo
Martillo
Hammer



Esquadro
Escuadra
Square

1- Use a embalagem para apoiar o produto - Utilice el embalaje para apoyar el producto - Use the packaging to support the product.

2- Separe os acessórios - Separe los accesorios - Separate the accessories.

3- Não improvise ferramentas - No improvise herramientas - Do not improvise tools.

4- Passe colas nas cavilhas - Coloca pegamento em las clavijas - Pass glues on the pegs.

5- Esquadre antes de fixar o fundo - Escuadra antes de fijar el fondo - Square before fixing the bottom

Uso e limpeza - Uso y limpieza - Use and cleaning:

- Distribua o peso nas gavetas - Distribuye el peso em los cajones - Distribute the weight in the drawers.

- Sempre mude o produto vazio - Cambiar siempre el producto vacio - Always change the empty product.

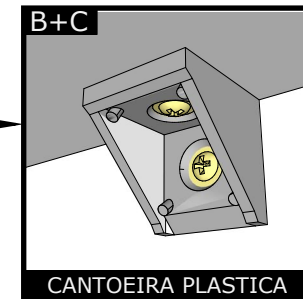
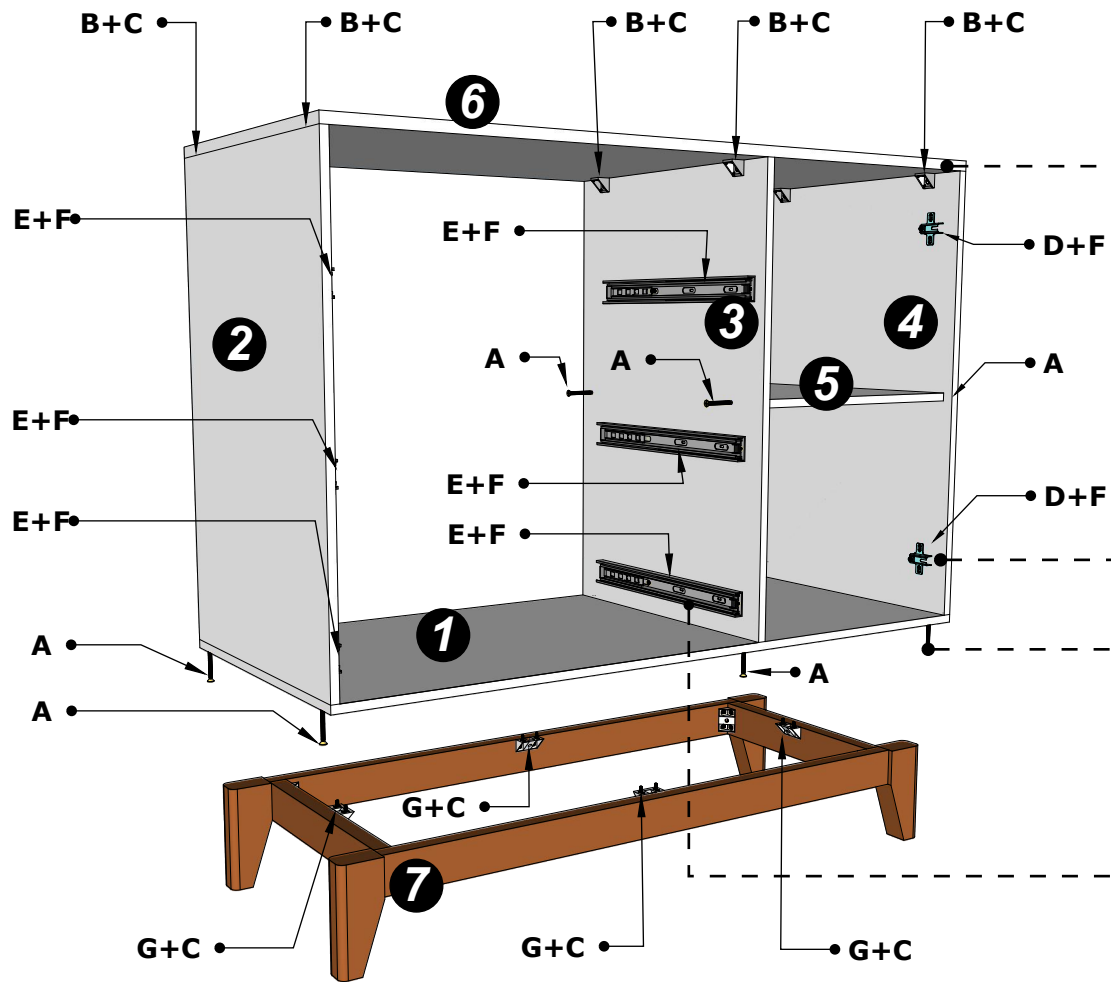
- Limpe somente com pano seco ou pouco úmid - Limpie solo com um paño seco o poco húmedo - Wipe only with dry or slightly damp cloth.

LINHA/LINEA/LINE XXXXXX

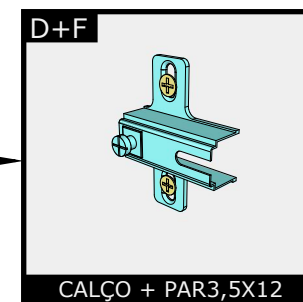
03.2101
MONTAGEM - MONTAJE - DRAWING

CÓPIA CONTROLADA

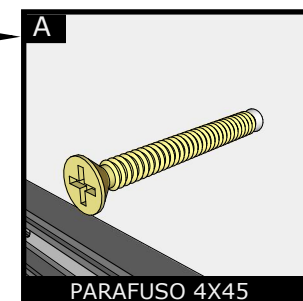
1/3



ANGULO DE PLASTICO
PLASTIC CORNER



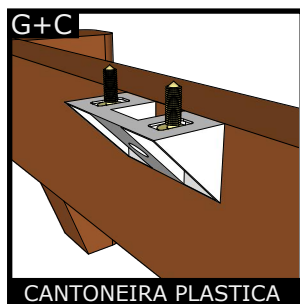
CUÑAS DE BISAGRA
HINGE SHIM



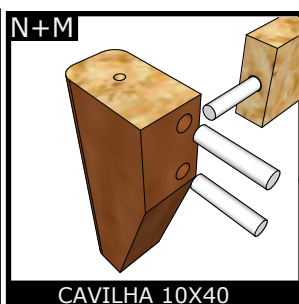
TRONILLO 4X45
SCREW 4X45




CORREDERAS 350MM
SLIDES 350MM



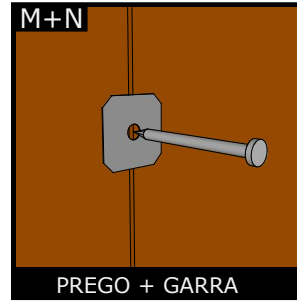
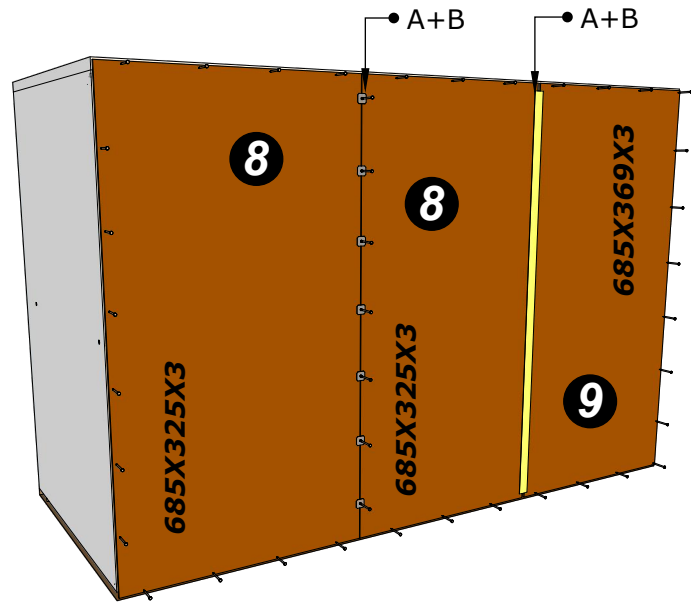
ANGULO DE PLASTICO
PLASTIC CORNER



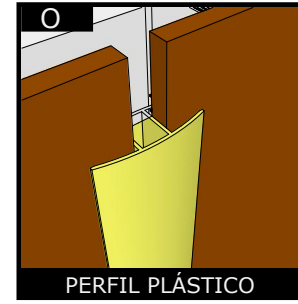
Clavija + Goma
Pin + Glue



Clavija 10x40
Pin 10x40



CLAVO + GARRA
NAIL + CLAW



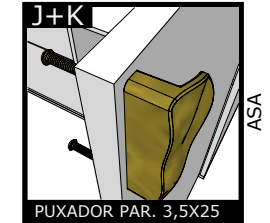
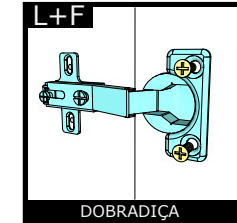
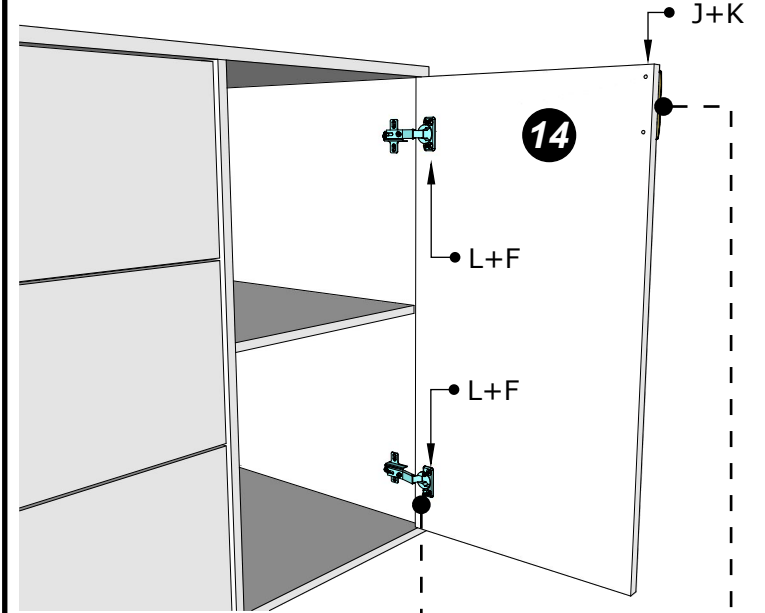
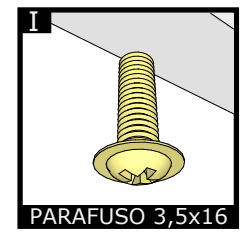
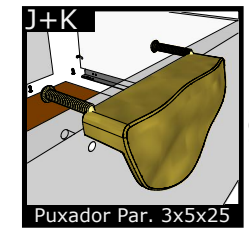
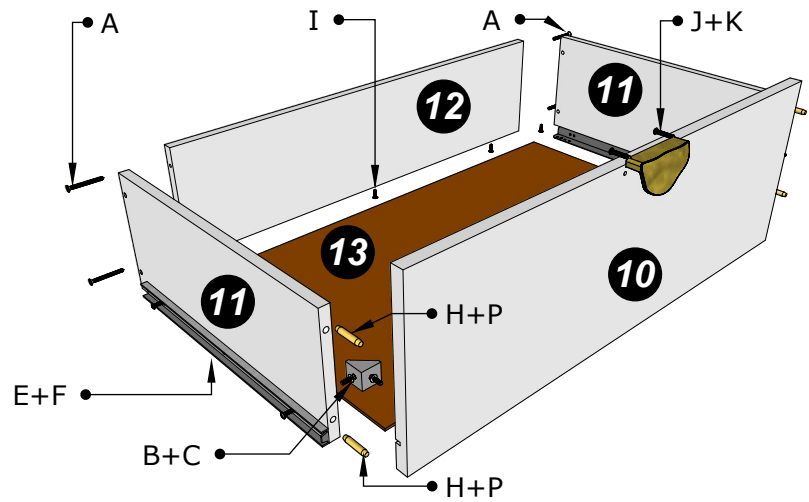
PERFIL DE PLÁSTICO
PLASTIC PROFILE

MONTAGEM DOS FUNDOS

MONTAJE DE FONDOS DE PRODUCTOS
MOUNTING PRODUCT BOTTOMS

MONTAGEM DAS GAVETAS

MONTAJE DE CAJONES
DRAWER ASSEMBLY



MONTAGEM DA PORTA

MONTAJE DE LA PUERTA
DOOR ASSEMBLY

