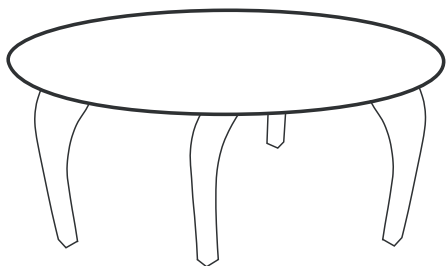







## MESA DE CENTRO

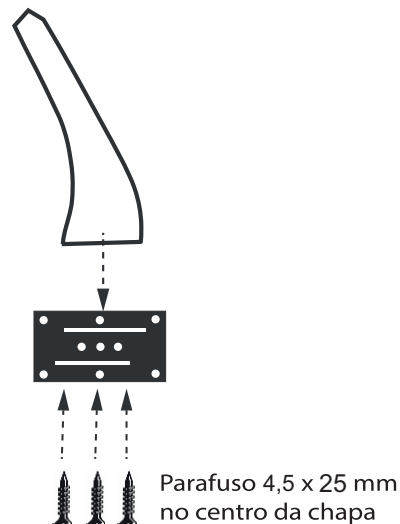


### COMPONENTES

	01 Tampo
	04 Pés
	04 Chapas
	36 Parafusos 3,5 x 14mm
	12 Parafusos 4,5 x 25mm

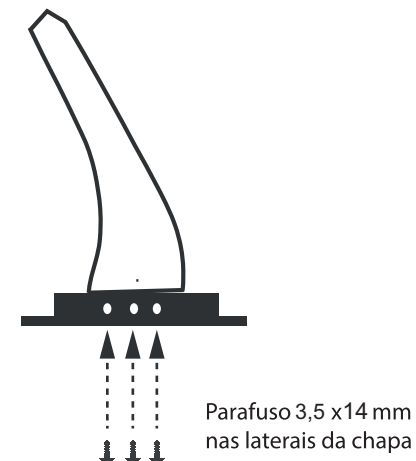
### PASSO 01

Parafusar o pé no centro da chapa utilizando os 3 (três) parafusos 4,5 x 25 mm;



### PASSO 02

Parafusar as laterais utilizando os 6 (seis) parafusos 3,5 x 14 mm .



### PASSO 03

Parafusar o pé, já preso na chapa, na marcação indicada no tampo da mesa com os 6 (seis) parafusos 3,5 x 14mm.

