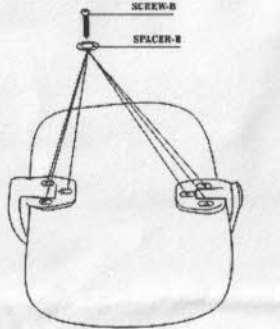
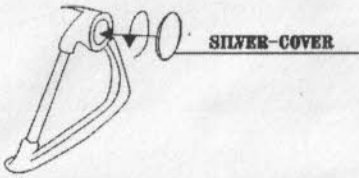
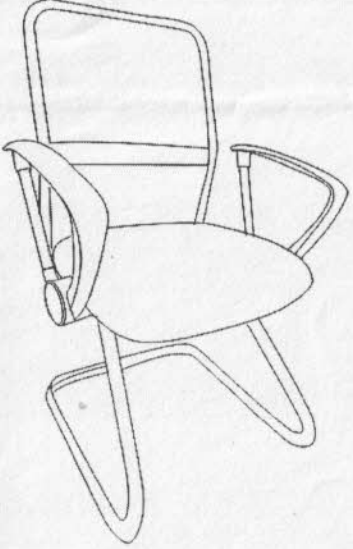
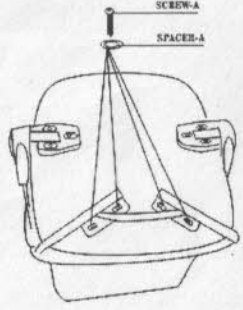
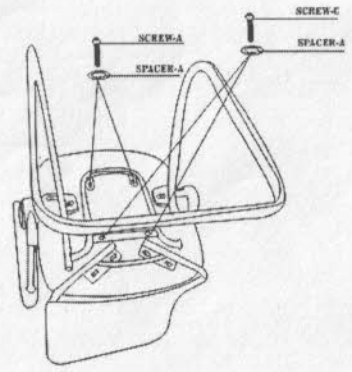


10111





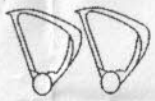





OFFICE CHAIR

ASSEMBLY INSTRUCTION

▽ ASSEMBLY PROGRAM

<p>STEP 1</p> 	<p>STEP 2</p> 	<p>FINISH</p> 
<p>STEP 3</p> 	<p>STEP 4</p> 	

▽ PARTS*QTY

<p>BACKREST x1</p> 	<p>SCREW-B(M6x25mm) x6</p> 
<p>CUSHION x1</p> 	<p>SCREW-C(M6x30mm) x2</p> 
<p>ARMREST x1</p> 	<p>SPACER-A(M6x18mm) x8</p> 
<p>SILVER-COVER x2</p> 	<p>SPACER-B(M6x14mm) x6</p> 
<p>METAL FRAME x1</p> 	<p>SPANNER x1</p> 
<p>SCREW-A(M6x20mm) x6</p> 