07 Fixação das Costas

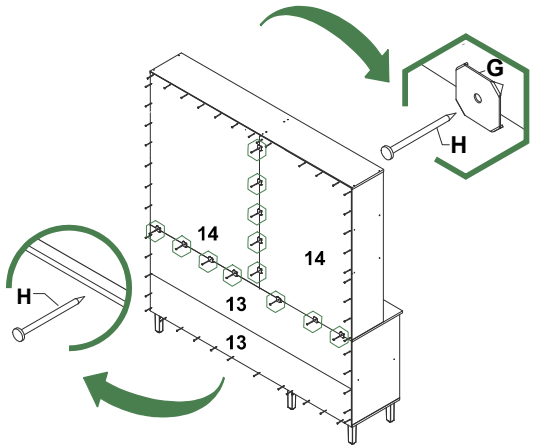

08 Fixação dos Calço da Dobradiça

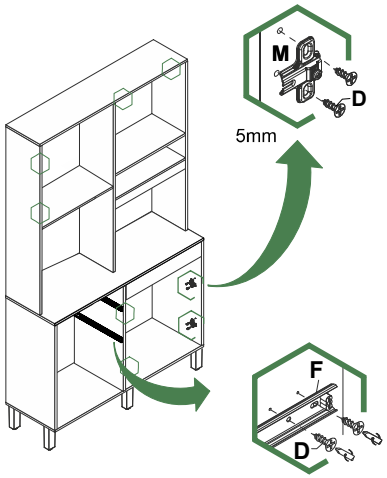

09 Montagem das Gavetas

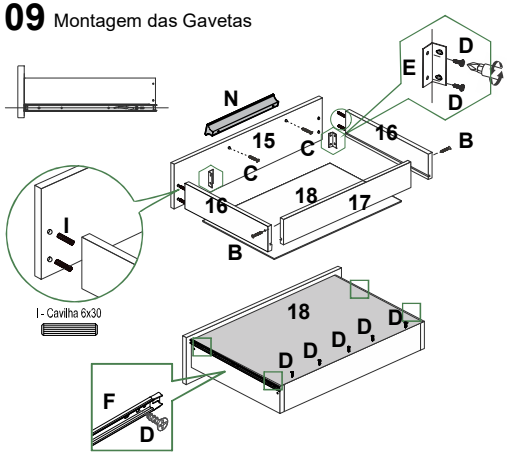

10 Montagem das Portas 08, 19 e 20.

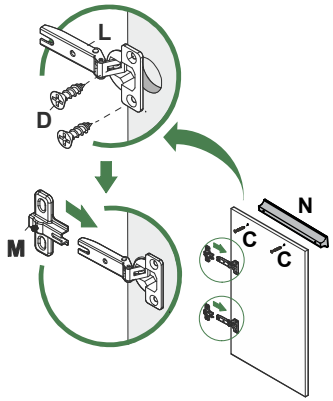

11 Fixação das Portas

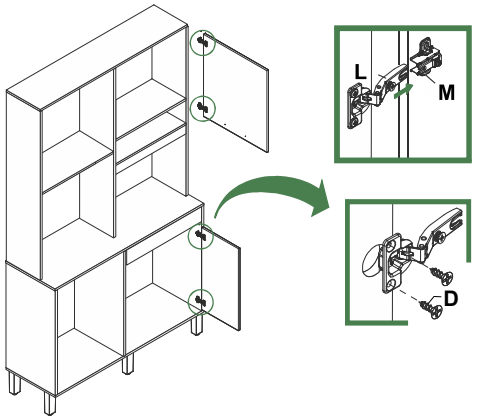

12 Colocação das Gavetas

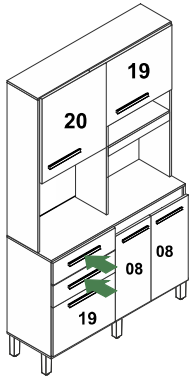

Sallêto

KIT COZINHA DUBAI



Encontre um montador mais próximo de você:

mounts

Cupom:SALL30

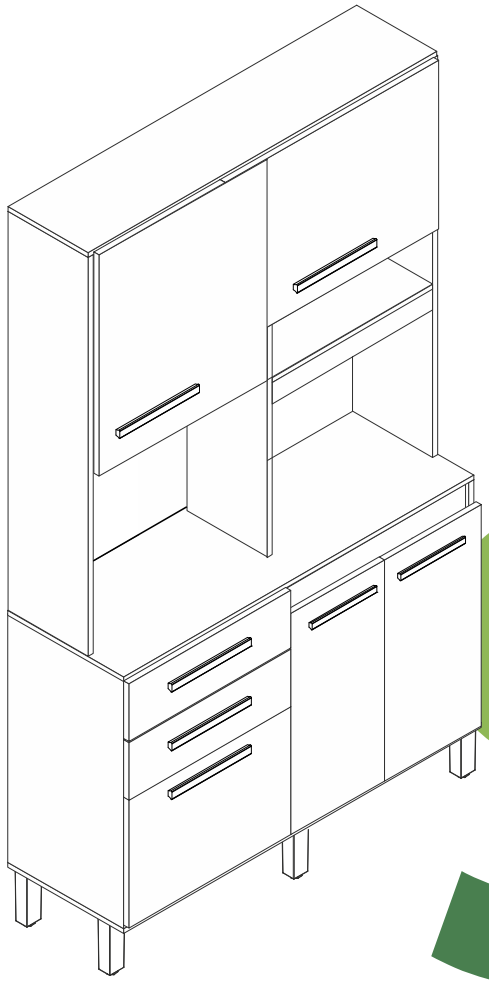

Atualizado em: **23/10/2026** **Ao solicitar assistência, informe o número da peça e a letra do acessório**

Av. Jesus Candian, 800–Caixa Postal 116
CEP36503-258–Mangueira Rural–Ubá / MG
www.salletomoveis.com.br

(32) 3541-6777

LISTA DE PEÇAS

CÓD	Nº	DESCRIÇÃO	COMP.	LARG.	ESP.	QTD
18894	01	Base Balcão	1052	330	12	1
18890	02	Lateral Direita Dubai	670	330	12	1
18893	03	Divisão Inferior Dubai	658	330	12	1
18889	04	Lateral Esquerda Dubai	670	330	12	1
18943	05	Prateleira Inferior Kit Dubai	520	269	12	4
18897	06	Vista Decorativa Dubai	520	70	12	2
18888	07	Lateral Superior Direita Dubai	1080	269	12	1
18903	08	Porta Inferior Maior	605	263	12	2
18892	09	Divisão Superior Dubai	1068	269	12	1
18887	10	Lateral Superior Esquerda Dubai	1080	269	12	1
18896	11	Tampo Superior Dubai	1052	269	12	1
18895	12	Tampo Central Dubai	1090	360	15	1
18886	13	Costa Inferior Kit Dubai	1070	337	3	2
18885	14	Costa Superior Kit Dubai	1087	535	3	2
18906	15	Frente da Gaveta	530	155	12	2
18898	16	Lateral da Gaveta	300	110	15	4
18899	17	Traseiro da Gaveta	466	70	15	2
18901	18	Fundo da Gaveta	483	307	3	2
18905	19	Porta Superior/Inferior Menor	530	350	12	2
18904	20	Porta Superior Maior	532	532	12	1

LISTA DE FERRAGENS

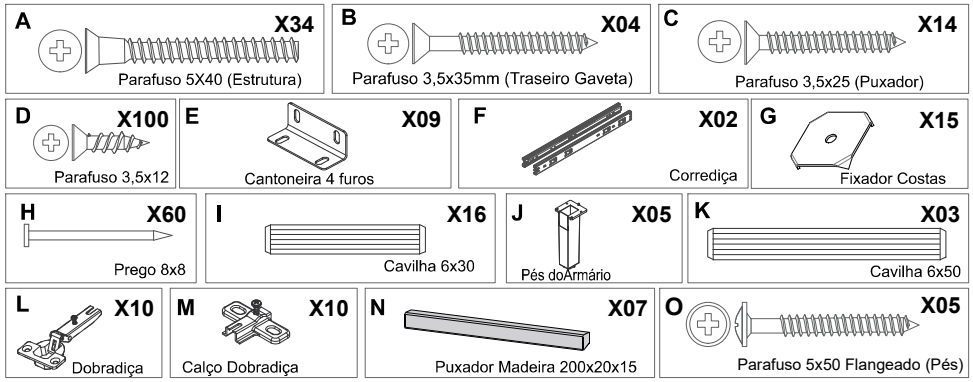

Medidas em mm

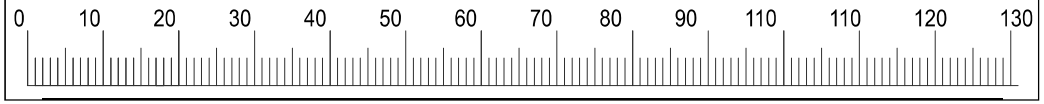

01 Início da Montagem

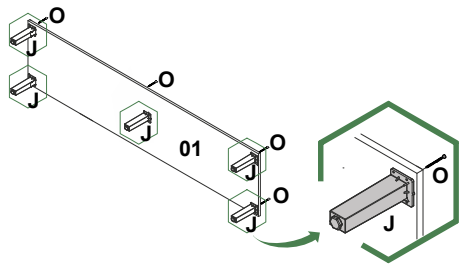

02 Montagem das Laterais e Divisão.

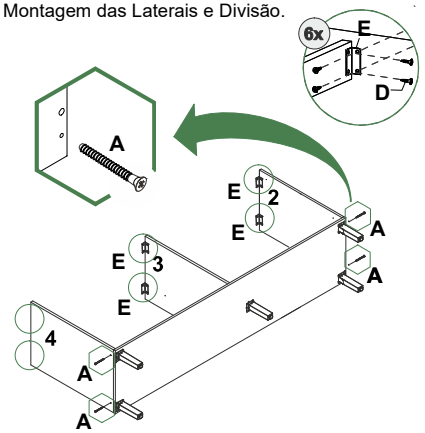

03 Montagem da Prateleira e Vista.

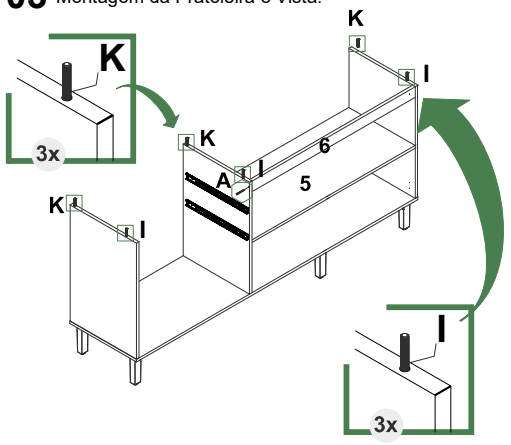

04 Montagem da parte superior do KIT.

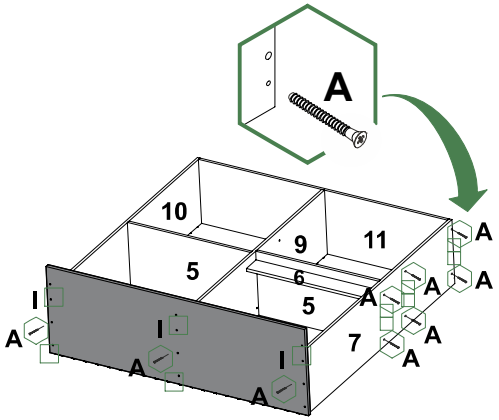

05 Montagem da Prateleira Superior

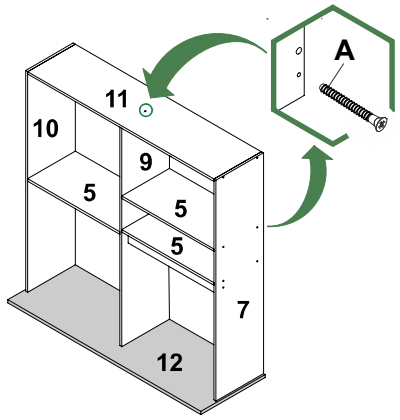

06 Montagem da Parte Superior na parte Inferior.

