05 Nivelamento do Armário

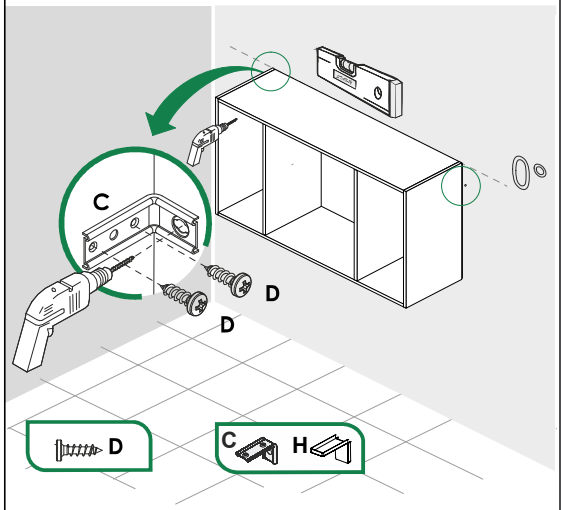

06 Furação da Parede

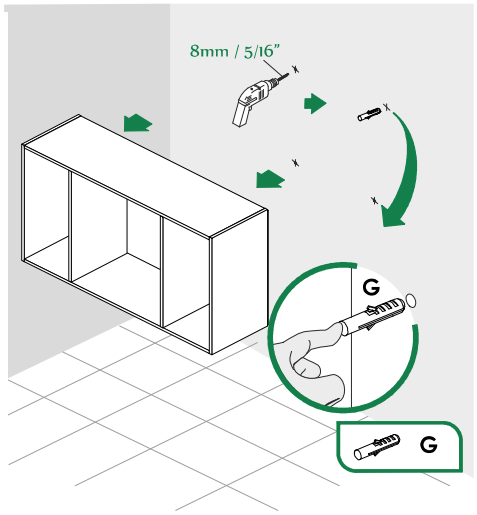

07 Fixação do Armário na PArede

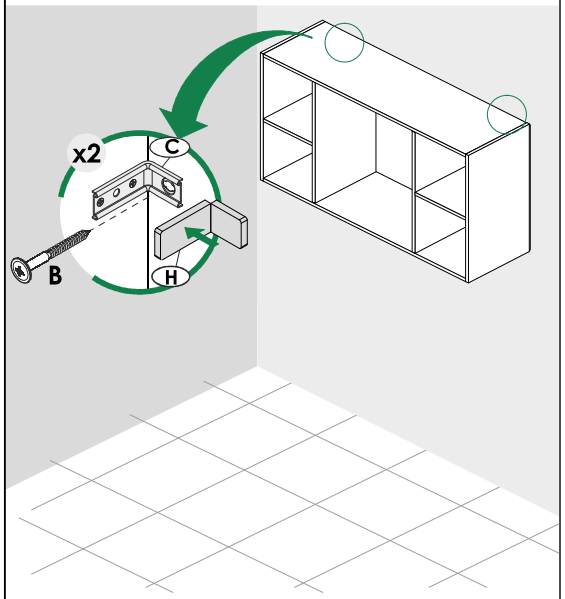

08 Armário Montado

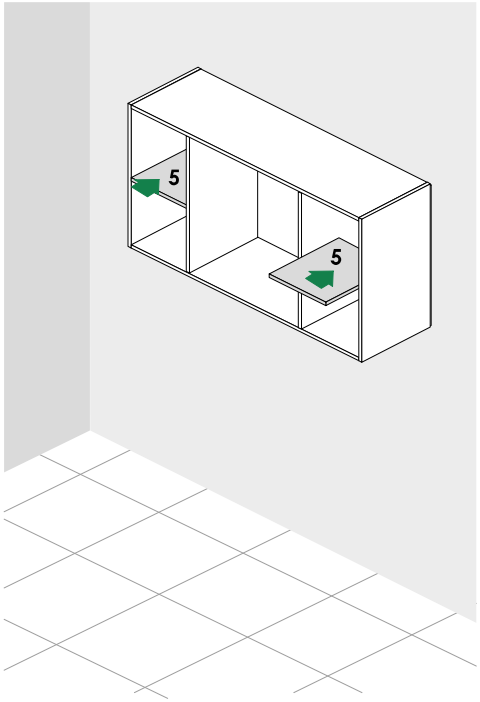

Sallêto

AÉREO GELADEIRA PÉROLA



Encontre um montador mais próximo de você:

mounts

Cupom:SALL30

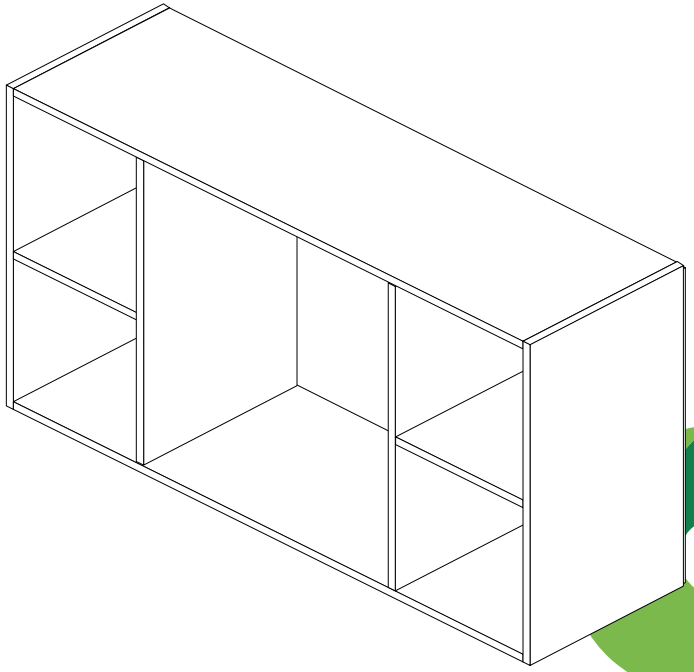

Atualizado em: **24/09/2024**

Ao solicitar assistência, informe o número da peça e a letra do acessório

Av. Jesus Candian, 800–Caixa Postal 116
CEP36503-258–Mangueira Rural–Ubá / MG
www.salletomoveis.com.br

(32) 3541-6777

LISTA DE PEÇAS

CÓD.	Nº.	DESCRIÇÃO	COMP.	LARG.	ESP.	QT
14092	01	Tampo / Base Aéreo Pérola	670	299	15	02
14098	02	Lateral Direita / Esquerda Aéreo Pérola	299	299	15	02
14096	03	Costa do Aéreo Pérola	695	295	3	01
14095	04	Divisão do Nicho Aéreo Pérola	299	269	15	02
14100	05	Prateleira do Nicho Aéreo Pérola	270	150	15	02

LISTA DE FERRAGENS

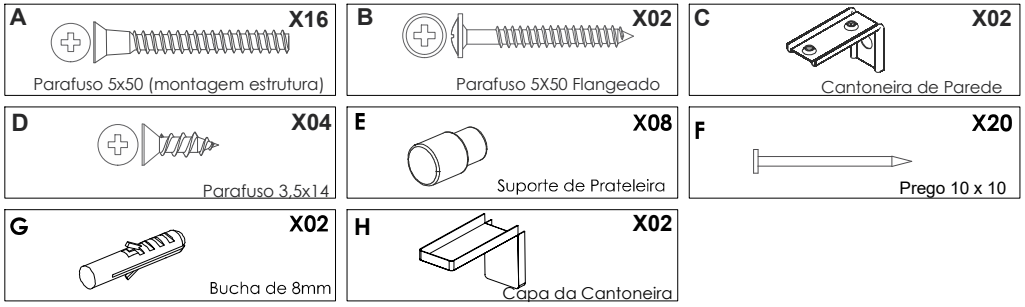

Medidas em mm

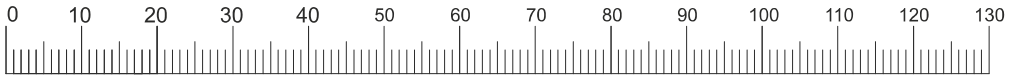

Ao solicitar assistência, informe o número da peça e a letra do acessório

01 Início da Montagem

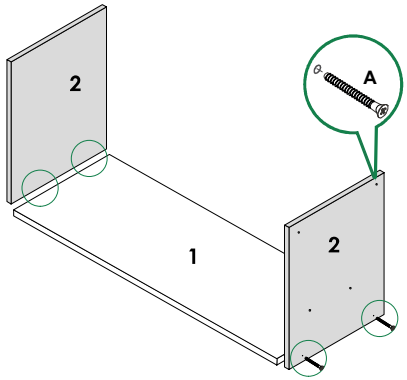

02 Montagem do Tampo

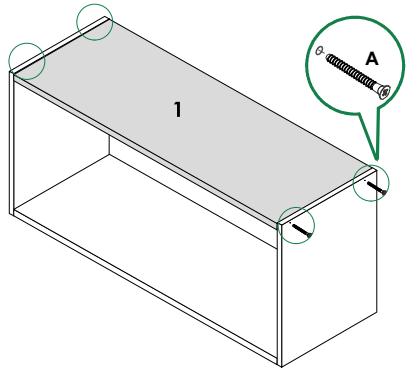

03 Montagem da Divisão

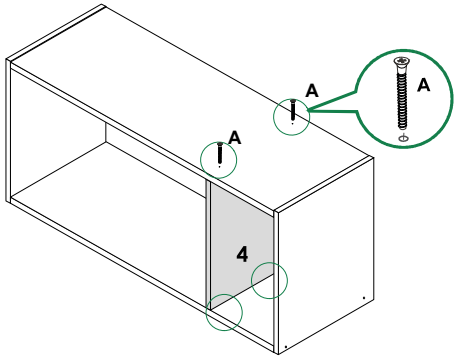

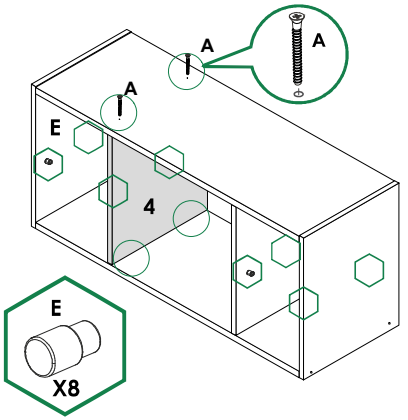

04 Montagem das Costas

