07 Nivelamento do Armário

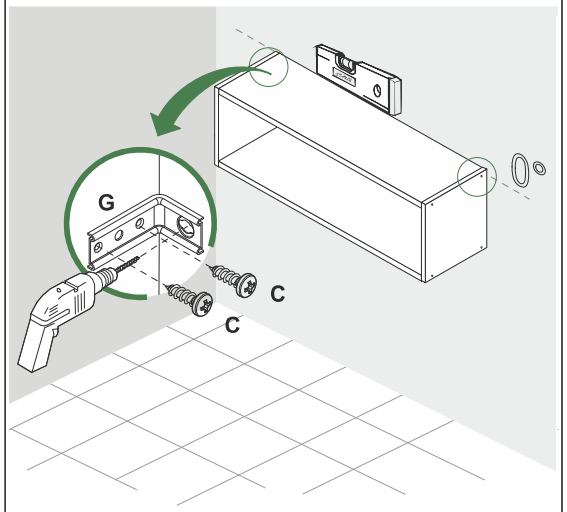

08 Furação da Parede

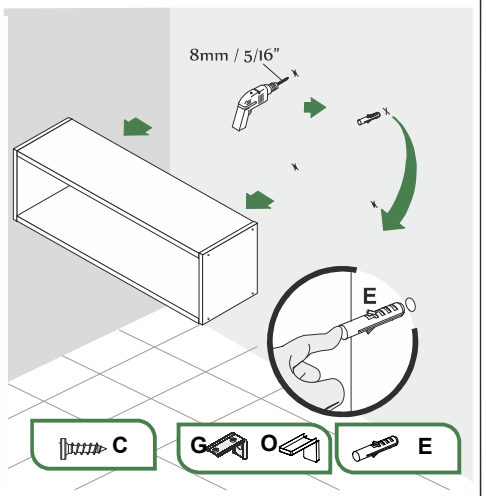

09 Montagem das Portas

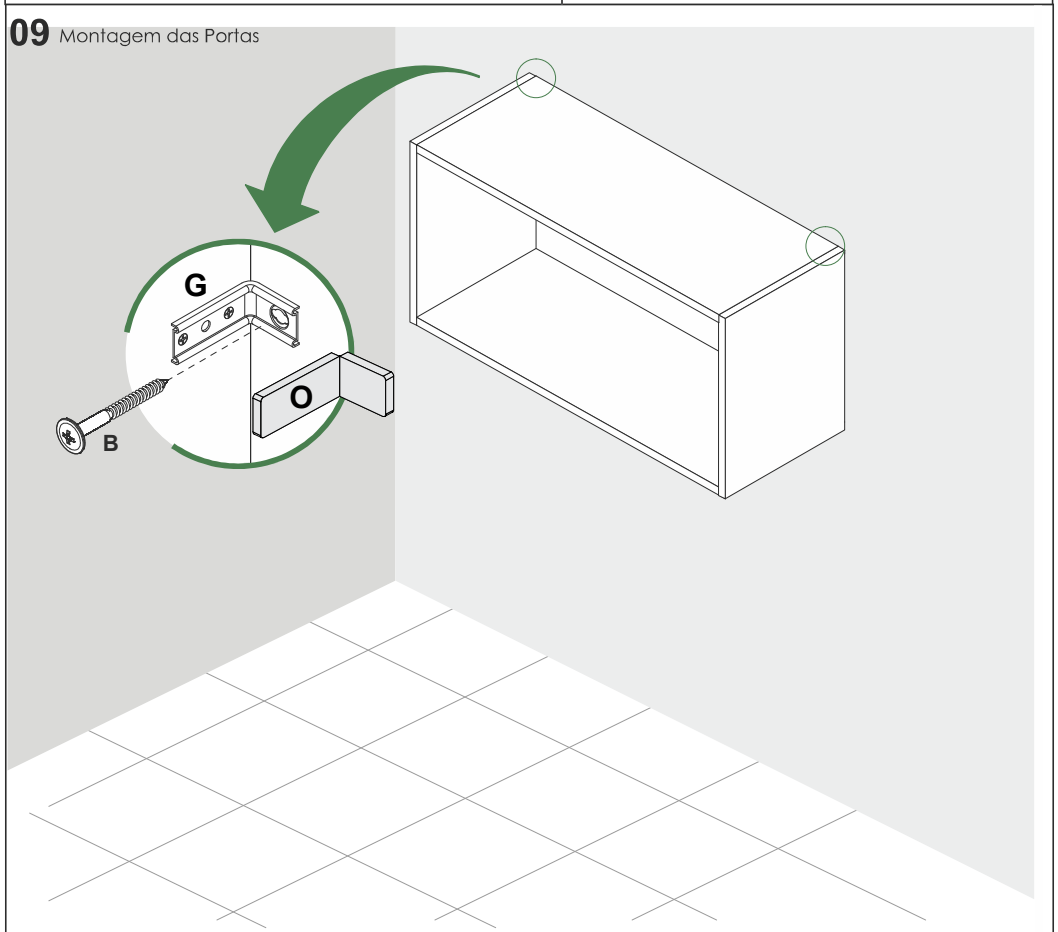

Sallêto

AÉREO GELADEIRA BELLA



Encontre um montador mais próximo de você:

mounts

Cupom:SALL30



Atualizado em:
REV: 1.0 21/10/2026

Ao solicitar assistência, informe o número da peça e a letra do acessório

Av. Jesus Candian, 800–Caixa Postal 116
CEP36503-258–Mangueira Rural–Ubá / MG
www.salletomoveis.com.br

(32) 3541-6777

LISTA DE PEÇAS

CÓD.	Nº.	DESCRIÇÃO	COMP.	LARG.	ESP.	QT
5406	01	Base	680	240	15	01
5384	02	Lateral Esquerda	300	240	15	01
12561	03	Tampo Superior	680	240	15	01
5408	04	Costa	705	295	3	01
9526	05	Porta	703	292	15	01
5383	06	Lateral Direita	300	240	15	01

LISTA DE FERRAGENS

A X08 Parafuso 5x50 (montagem estrutura)	**B** X02 Parafuso 5X50 Flangeado	**C** X08 Parafuso 3,5x14
D X04 Parafuso M4 22	**E** X02 Bucha de 8mm	**F** X18 Prego 8x8
G X02 Cantoneira de Parede	**H** X04 Porca M4 22	**I** X02 Dobradiça
J X02 Calço Dobradiça	**K** X01 Pistão a Gás	**L** X02 Parafuso 3,5x30
M X02 Parafuso 3,5x25	**N** X01 Puxador	**O** X02 Capa da Cantoneira

Medidas em mm

0 10 20 30 40 50 60 70 80 90 100 110 120 130

Ao solicitar assistência, informe o número da peça e a letra do acessório

01 Início da Montagem

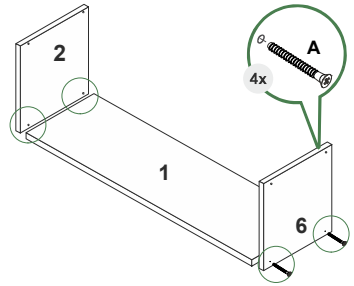

02 Montagem do Teto e do Calço da Dobradiça

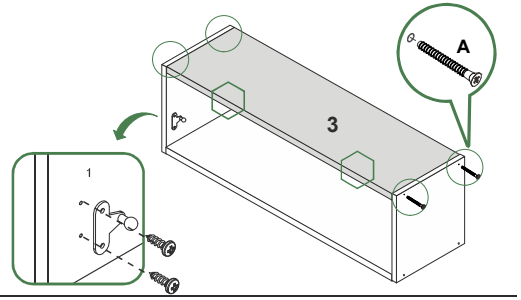

03 Montagem das Costas

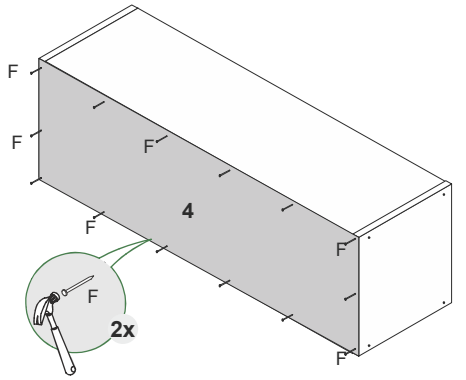

04 Montagem da Porta

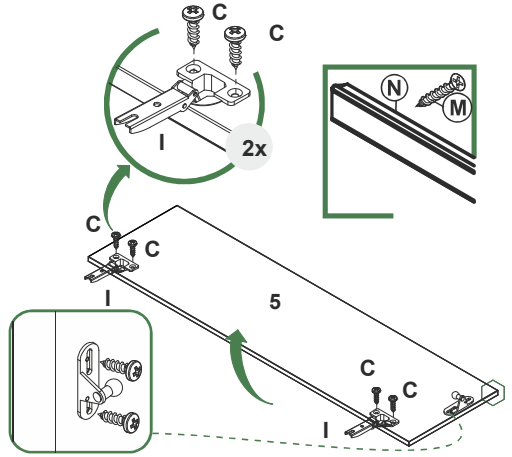

05 Furação da Porta no Armário

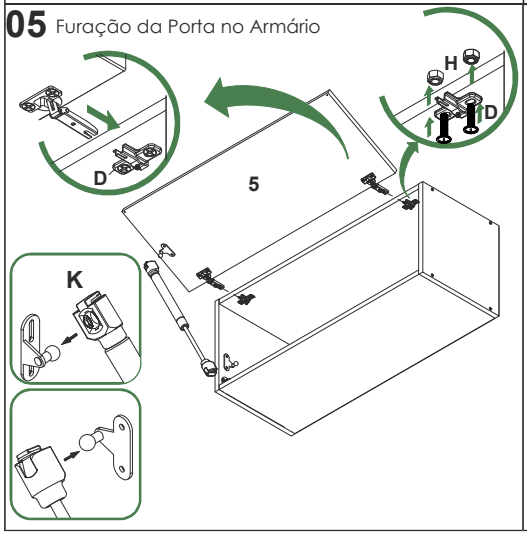

06 Produto Montado

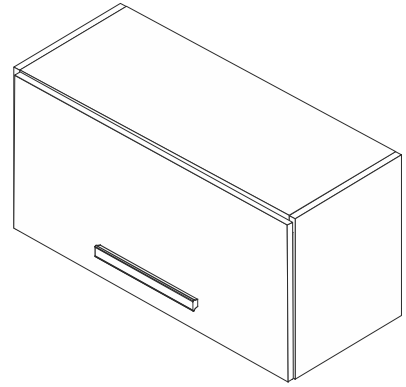

07 Nivelamento do Armário

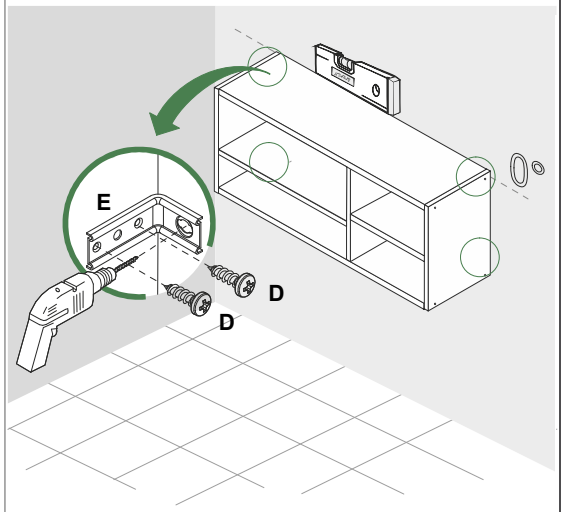

08 Furação da Parede

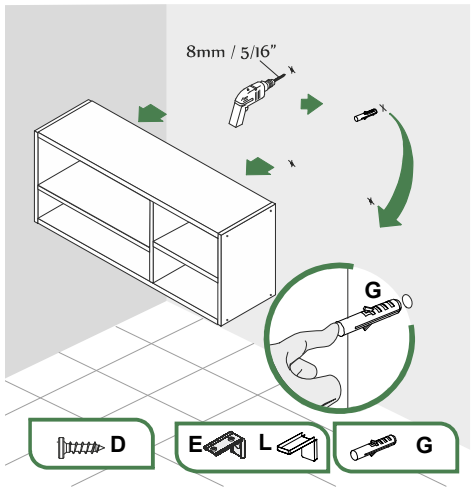

09 Fixação do Armário na PArede

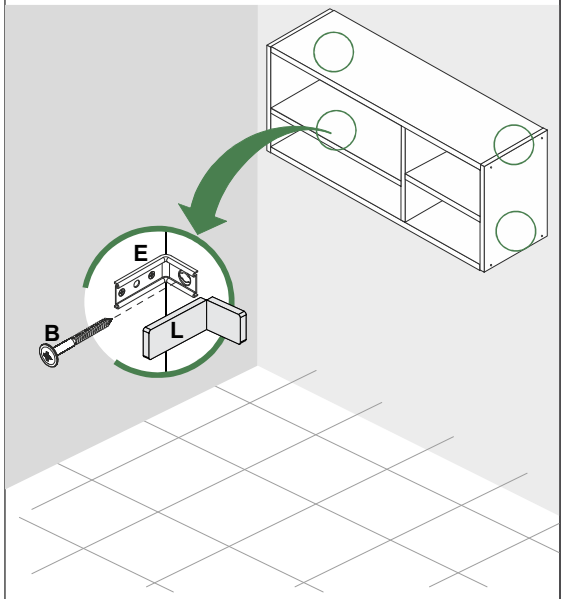

10 Armário Montado

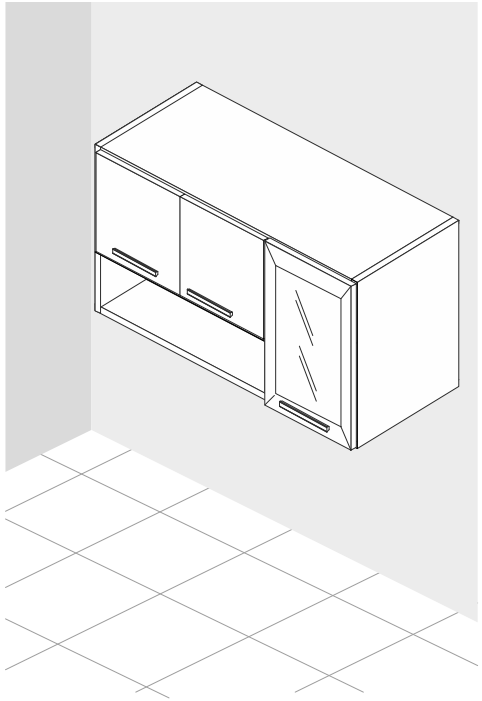

Sallêto

AÉREO 03 PTS FUMÊ

BELLA



Encontre um montador mais próximo de você:

mounts

Cupom:SALL30

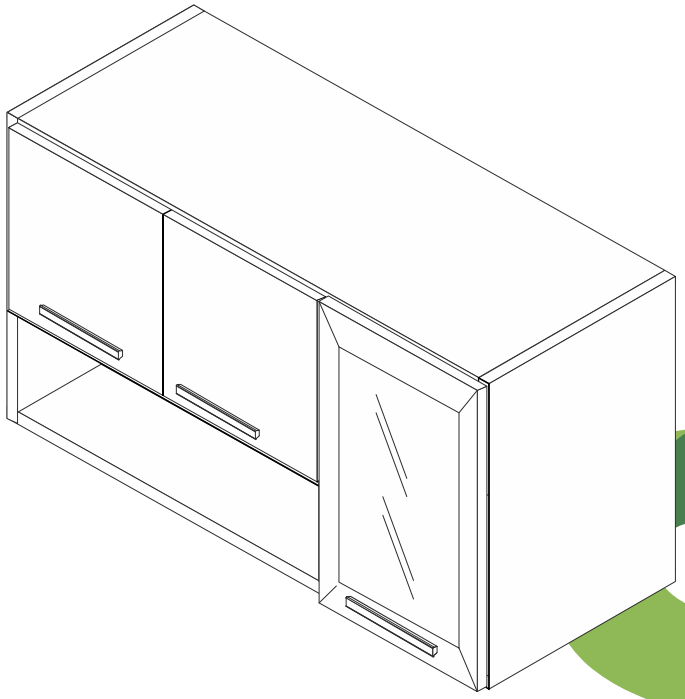

Atualizado em:
REV: 1.0 21/10/2026

Ao solicitar assistência, informe o número da peça e a letra do acessório

Av. Jesus Candian, 800–Caixa Postal 116
CEP36503-258–Mangueira Rural–Ubá / MG
www.salletomoveis.com.br

(32) 3541-6777

LISTA DE PEÇAS

CÓD.	Nº.	DESCRIÇÃO	COMP.	LARG.	ESP.	QT
11952	01	BASE TAMPO AÉREO	1175	240	12	2
11962	02	LATERAL ESQUERDA AÉREO	545	240	12	1
11955	03	PRATELEIRA MAIOR AÉREO	781	240	12	1
11954	04	DIVISÃO AÉREO	520	240	12	1
11956	05	PRATELEIRA MENOR AÉREO	382	240	12	1
11953	06	LATERAL DIREITA AÉREO	545	240	12	1
11959	07	COSTA LATERAL AÉREO	540	395	3	1
11957	08	COSTA INFERIOR AÉREO MENOR	795	153	3	1
11958	09	COSTA SUPERIOR AÉREO MAIOR	795	387	3	1
11961	10	PORTA DO AÉREO VERTICAL VIDRO	540	392	15	1
11960	11	PORTA DO AÉREO HORIZONTAL	394	394	15	2

LISTA DE FERRAGENS

A X20 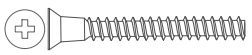 Parafuso 5x40 (montagem estrutura)	**B** X04 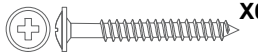 Parafuso 5X50 Flangeado	**C** X40  Prego 8x8
D X32  Parafuso 3,5x12	**E** X04 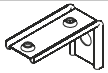 Cantoneira de Parede	**F** X10 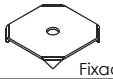 Fixador de Costas
G X04 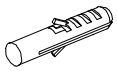 Bucha de 8mm	**H** X06  Dobradiça	**I** X06  Calço Dobradiça 7mm
J X03 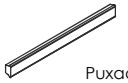 Puxador 200x20x15	**K** X06 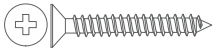 Parafuso 3,5x25 (Puxador)	**L** X04 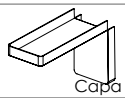 Capa da Cantoneira

Medidas em mm

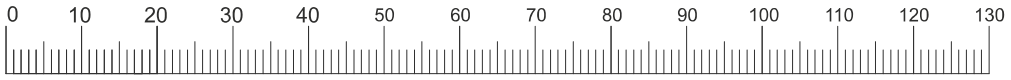

Ao solicitar assistência, informe o número da peça e a letra do acessório

01 Início da Montagem

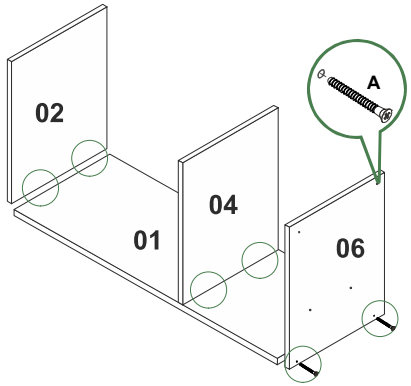

02 Montagem das Prateleiras

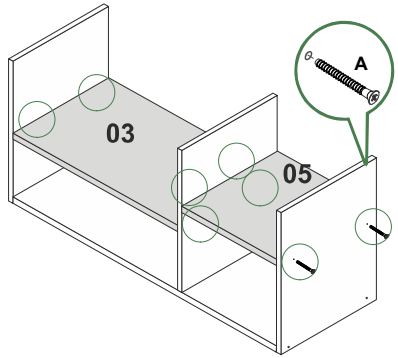

03 Montagem doTampo

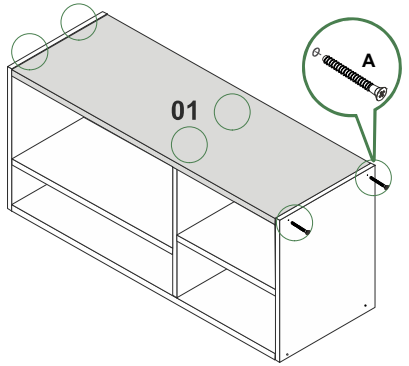

04 Montagem das Costas

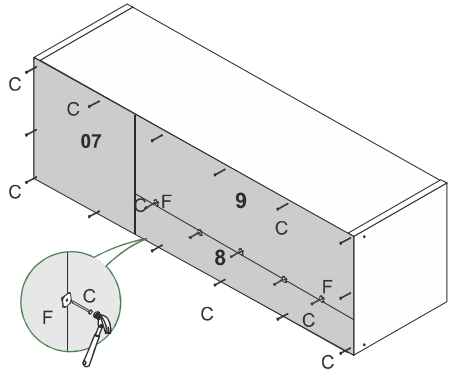

05 Fixação dos calços da Dobradiça

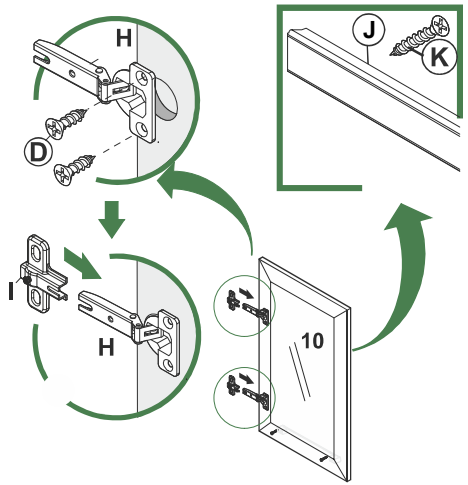

06 Montagem das portas

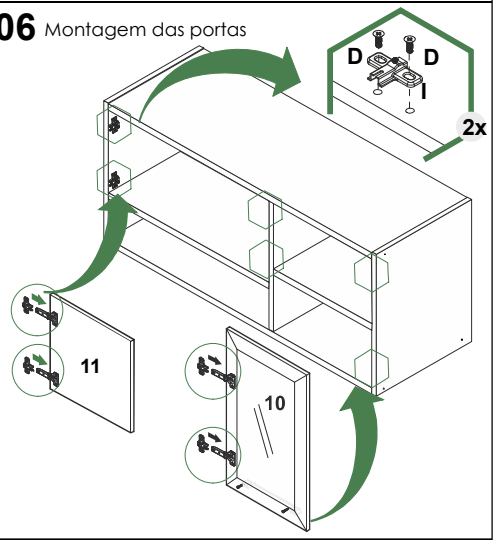

07 Montagem das Costas

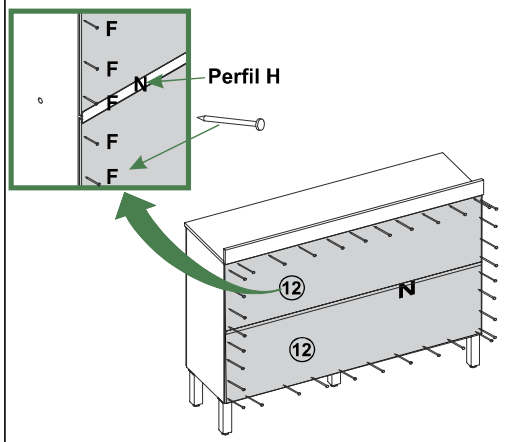

08 Montagem das Gavetas

2X

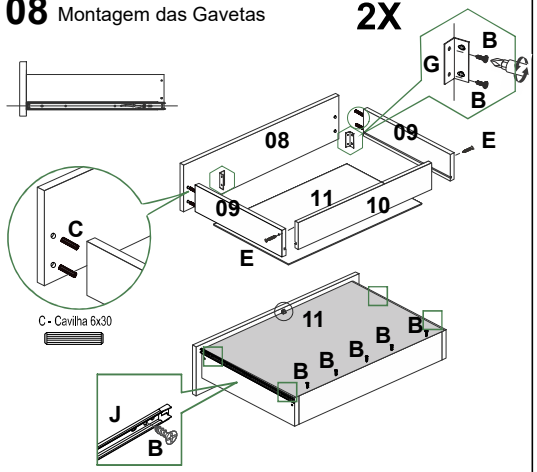

09 Colocação da Gaveta

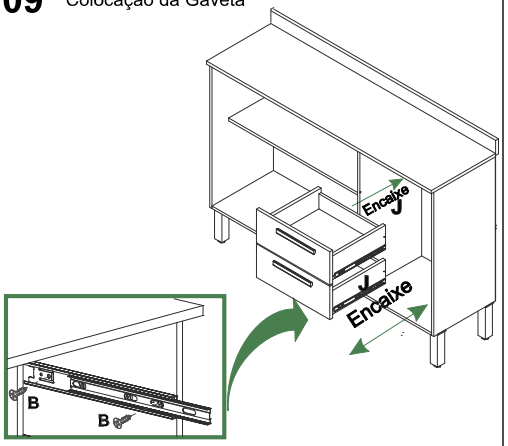

10 Montagem das Dobradiças

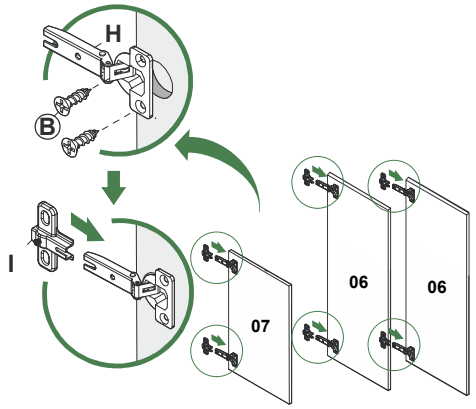

11 Montagem das Portas

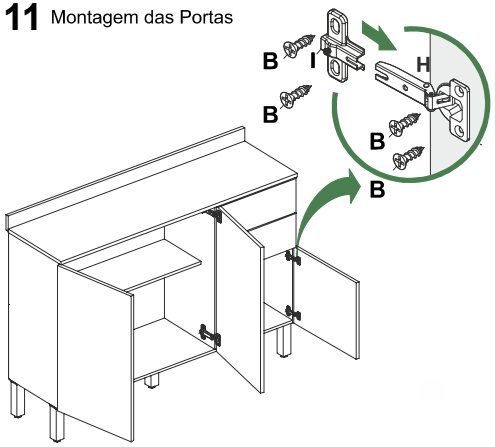

12 Fixaçãodos puxadores

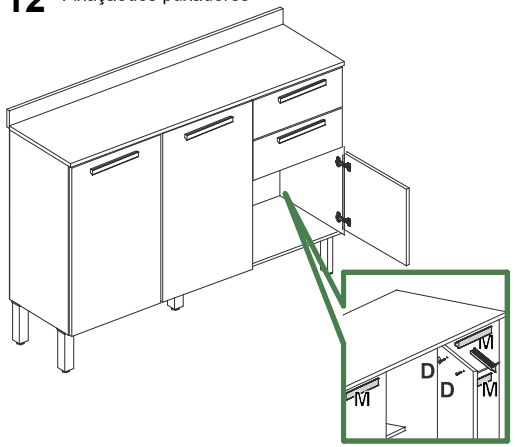

Sallêto

BALCÃO DE COZINHA
BELLA 1,20



Encontre um montador mais próximo de você:

mounts

Cupom:SALL30

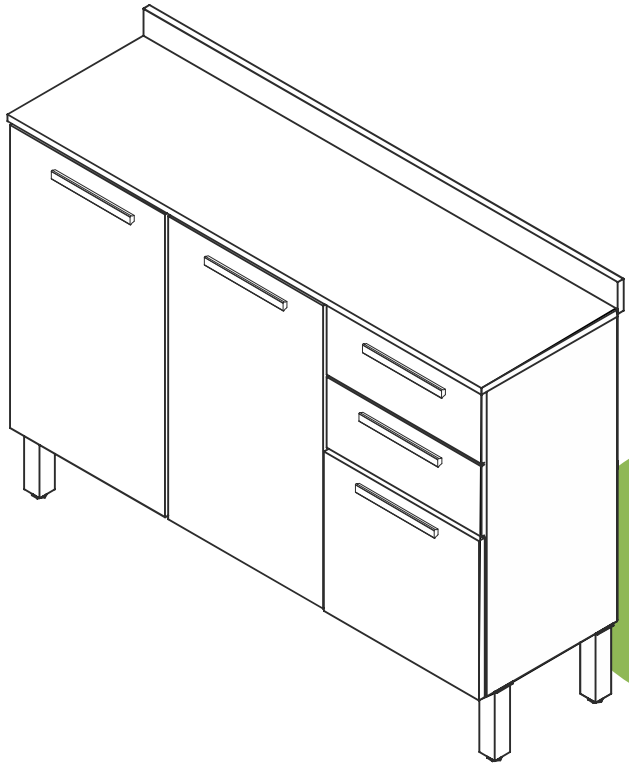

Atualizado em:
REV: 1.0 21/10/2026

Ao solicitar assistência, informe o número da peça e a letra do acessório

Av. Jesus Candian, 800–Caixa Postal 116
CEP36503-258–Mangueira Rural–Ubá / MG
www.salletomoveis.com.br

(32) 3541-6777

CÓD. Nº. LISTA DE PEÇAS

VOLUME 1/1 BALCÃO MADRI

COD. ITEM	Nº DO ITEM	DESCRIÇÃO	DIMENSÕES			QTD.
			COMP	LARG.	ESPES.	
11037	1	BASE	1175	330	12	1
11036	2	LATERAL DIREITA	670	330	12	1
11038	3	DIVISÃO INTERNA	658	330	12	1
11040	4	PRATELEIRA INTERNA	780	240	12	1
11041	5	TAMPO	1202	345	15	1
11044	6	PORTA MAIOR	665	393	15	2
11043	7	PORTA MENOR	393	350	15	1
11042	8	FRENTE GAVETA	393	155	15	2
13627	9	LATERAL GAVETA	300	110	15	4
11039	10	TRASEIRO GAVETA	330	70	12	2
13628	11	FUNDO GAVETA	347	310	3	2
11047	12	COSTA INF-SUP	1195	337	3	2
11046	13	REGUA COSTA	1202	70	15	1
11035	14	LATERAL ESQUERDA	670	330	12	1

LISTA DE FERRAGENS

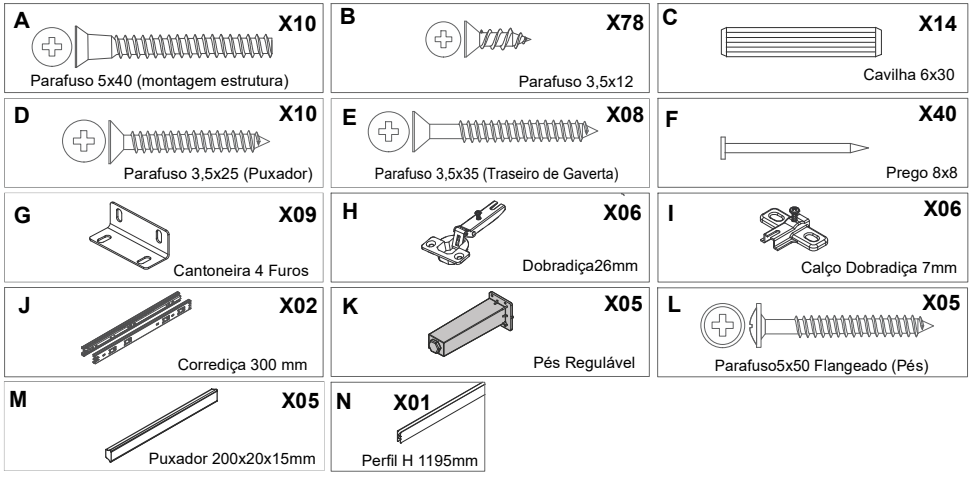

Medidas em mm

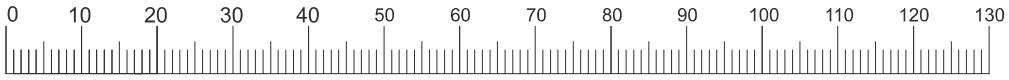

Ao solicitar assistência, informe o número da peça e a letra do acessório

01 Fixação dos Pés

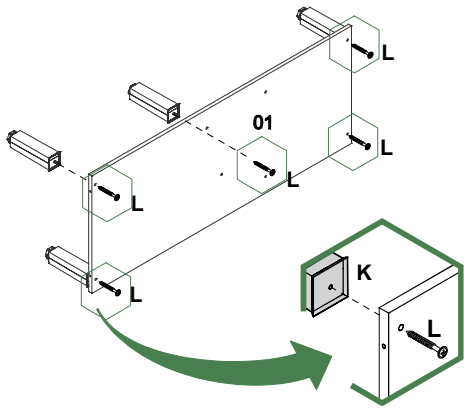

02 Fixação das Laterais Na Base

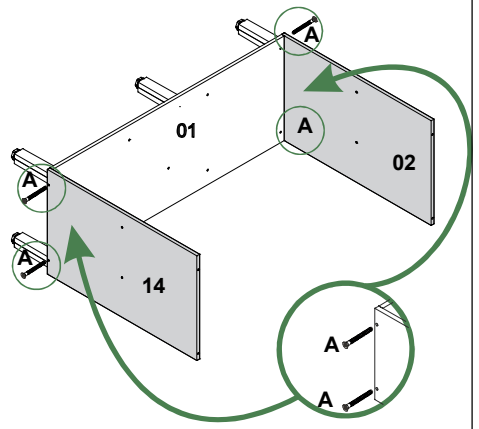

03 Fixação da Divisão Na Base

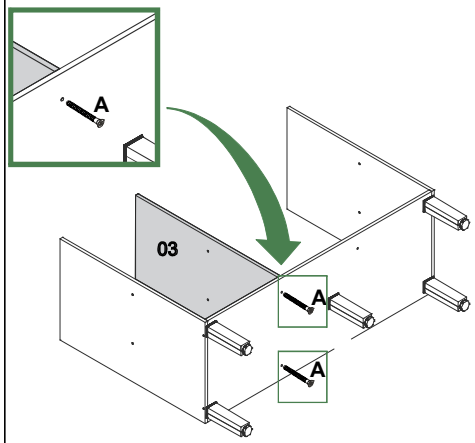

04 Fixação da Prateleira

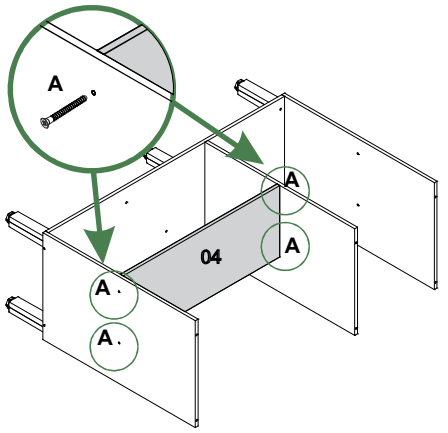

05 Fixação doTampo

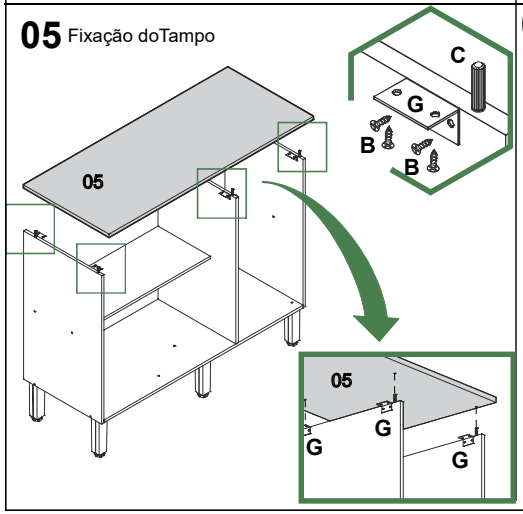

06 Fixação da Régua da Costa

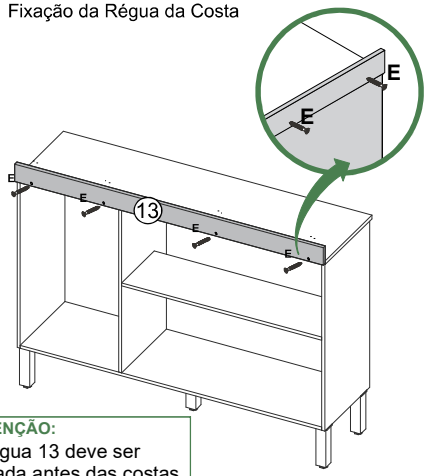

ATENÇÃO:
Regua 13 deve ser fixada antes das costas