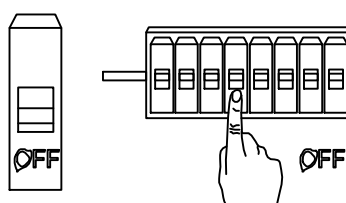
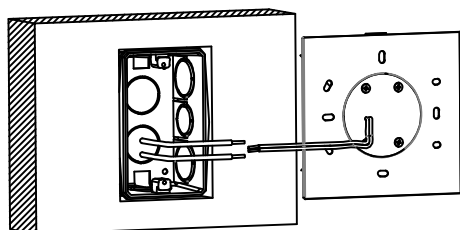


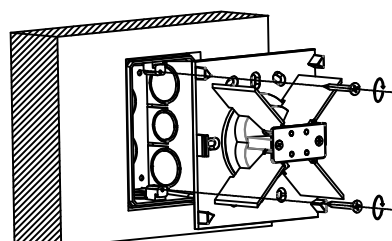
1. Turn off the power switch
2. Connect the input wire to AC100-240V
3. Fix the product body to the wall with screw.
4. Lock the cover to the product body
5. Turn on when checking all steps no mistake



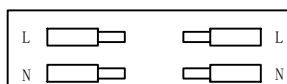
1



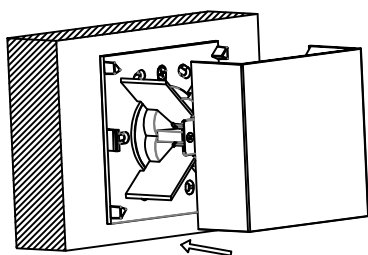
2



3



4



5

