

MC-2219



Instruções de Montagem Assembly Instructions Instrucciones de Montaje

Acesse Vídeos de Montagens
Access Mounting Videos
Acceder a los Vídeos de Montaje
www.tecnomobili.ind.br

tecnomobili

Estrada RSC 453, Km s/n° | Garibaldi | RS
CEP: 95720-000 | Fone / Fax: 54.3464.2050
sac@moveisvideira.com.br

Notas Especiais:

01 - Examine completamente todas as peças do móvel antes de começar o trabalho.

02 - Recomenda-se montar o móvel conforme este Manual de Montagem.

03 - É de responsabilidade do montador seguir as instruções do Manual de Montagem, que são fundamentais para garantir a estrutura do móvel.

04 - Para limpeza, utilizar somente pano úmido e sabão neutro.

Special notes:

01 - Check all parts of the unit thoroughly before starting work.

02 - It is recommended to assemble the furniture according to this Installation Manual.

03 - It is the responsibility of the assembler to follow the instructions in the Assembly Manual, which are essential to ensure the structure of the furniture.

04 - For cleaning use only damp cloth and neutral soap.

Notas especiales:

01 - Examine completamente todas las piezas del mueble antes de iniciar el trabajo.

02 - Se recomienda montar el mueble conforme el Manual de Ensamblaje.

03 - Es de responsabilidad del montador seguir las instrucciones del Manual de Ensamblaje, que son fundamentales para garantizar la estructura del mueble.

04 - Para limpieza solamente usar trapo húmedo y jabón neutro.

Guarante certificate:

The guarantee of products manufactured by Móveis Videira LTDA covers any defects / manufacturing defects, within the period established by the Consumer Protection Code, in its Article 26, II, which provides for a legal guarantee of ninety (90) days.

List of pieces










CÓD	DESCRIÇÃO	QTD	M. PRIMA	DIMENSÕES
01	Tampo Maior	1	MDP 15mm	900x680x15
02	Tampo Menor	2	MDP 15mm	900x160x15
03	Prateleira	1	MDP 15mm	900x869x15
04	Travessa Menor	2	MDP 15mm	868x100x15
05	Travessa Frontal	2	MDP 15mm	680x70x15
06	Pé Esquerdo	2	MDP 15mm	400x160x30
07	Pé Direito	2	MDP 15mm	400x160x15

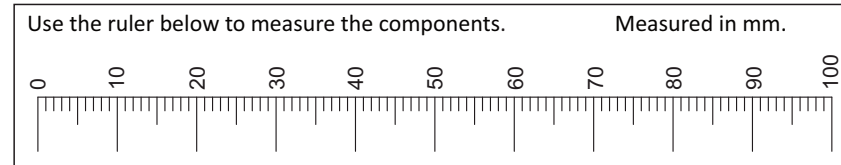
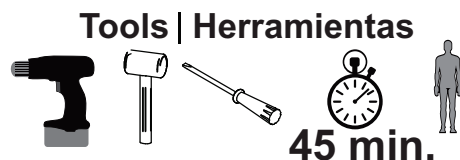
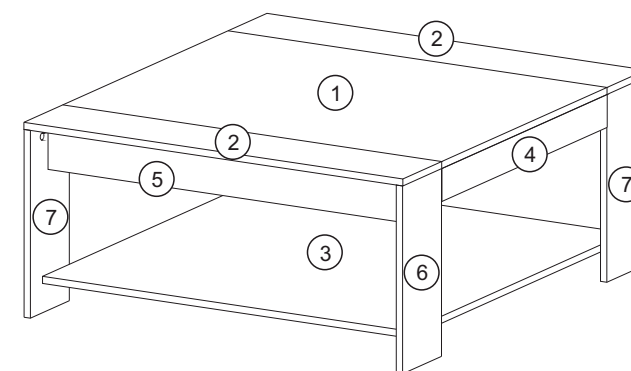
List of pieces

CÓD	DESCRIÇÃO	QTD	M. PRIMA	DIMENSÕES
01	Largest Top	1	MDP 15mm	900x680x15
02	Smaller Top	2	MDP 15mm	900x160x15
03	Shelf	1	MDP 15mm	900x869x15
04	Smaller Piece For Join	2	MDP 15mm	868x100x15
05	Front Piece For Join	2	MDP 15mm	680x70x15
06	Left Foot	2	MDP 15mm	400x160x30
07	Right Foot	2	MDP 15mm	400x160x15

Lista de piezas

CÓD	DESCRIÇÃO	QTD	M. PRIMA	DIMENSÕES
01	Superficie Mayor	1	MDP 15mm	900x680x15
02	Superficie Menor	2	MDP 15mm	900x160x15
03	Repisa	1	MDP 15mm	900x869x15
04	Pieza de Unión Menor	2	MDP 15mm	868x100x15
05	Pieza de Unión Frontal	2	MDP 15mm	680x70x15
06	Pie Izquierdo	2	MDP 15mm	400x160x15
07	Pie Derecho	2	MDP 15mm	400x160x15

REF	DESCRIPTION	QTD
A	 Cavilha 8 x 40mm	06
B	 3,5 x 16mm CC	08
C	 22x3mm Pregos 10 x 10mm	04
D	 34x7mm Parafuso minifix	24
E	 62x7mm Parafuso minifix	08
F	 15x12mm Tambor minifix	40
G	 14x4mm Sapata deslizadora	04
H	 40x40x1mm Junção de Tampo	02
I	 Cola 20g	01



Review: 01
Data: 08/12/2023

