
















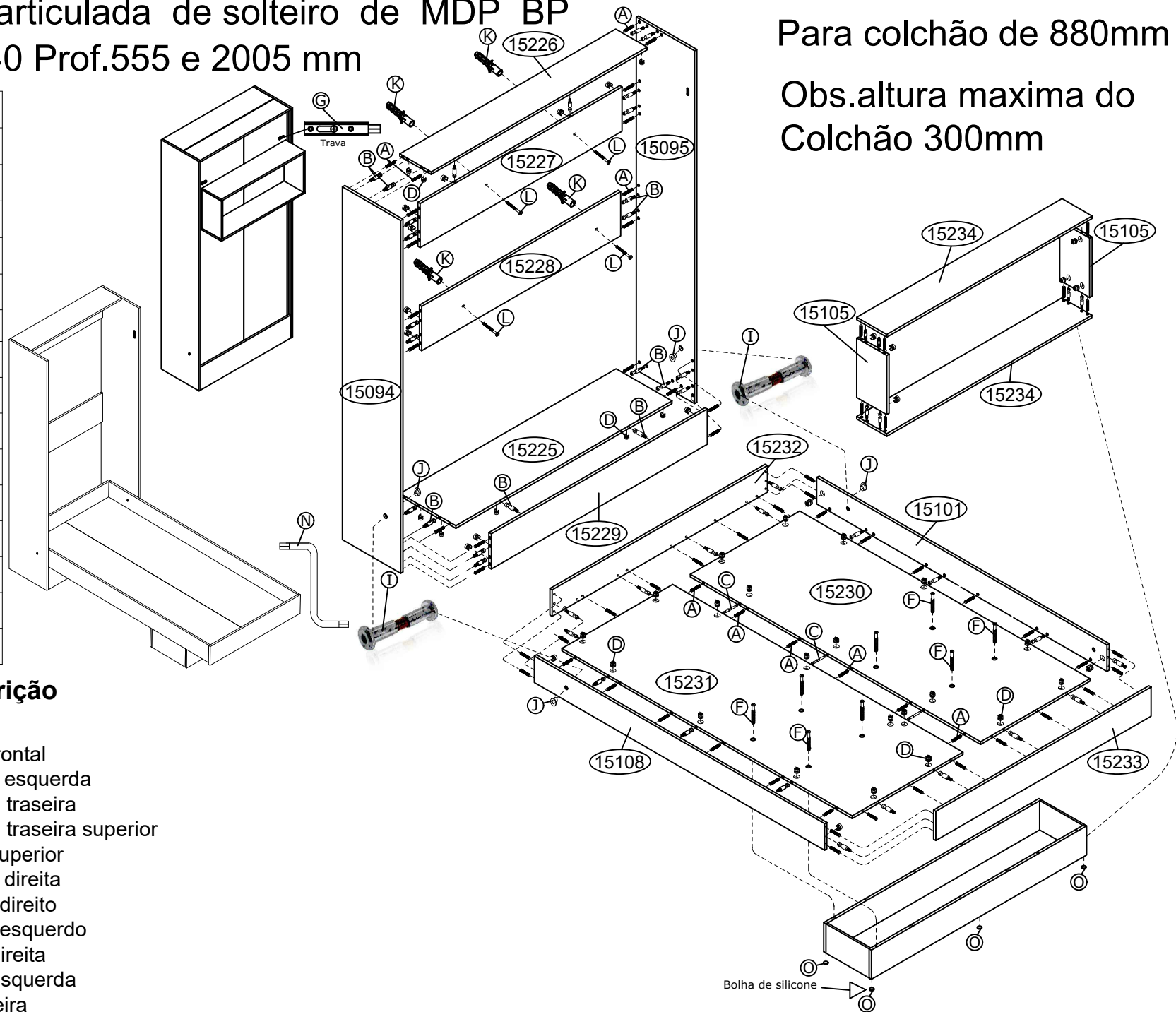
Ref.8300 Cama articulada de solteiro de MDP BP

Alt.2000 Larg.940 Prof.555 e 2005 mm

Para colchão de 880mm

Obs.altura maxima do Colchão 300mm

Ferragem		
A		Cavilha 6 x 30mm 60
B		Minifix 6 x 32 mm 50
C		Passante 15mm 6 x 63 mm 03
D		Tambor Minifix 15 x 12 mm 56
E		Tampas adesivas Ø19 mm 56
F		Parafuso Soberbão 7 x 50 08
G		Trava 02
H		Parafuso 3,5 x 20cc 04
I		Parafuso união 02
J		bucha 10 mm 06
K		bucha 8 mm 04
L		Parafuso 5 x 60cc 04
M		Aruela 1/4 02
N		Chavezeta 4 mm 02
O		Bolha de silicone 06



Ordem Nº Descrição

- | | | |
|----|-------|--------------------------|
| 1 | 15225 | Base |
| 2 | 15229 | Base frontal |
| 3 | 15094 | Lateral esquerda |
| 4 | 15228 | Coluna traseira |
| 5 | 15227 | Coluna traseira superior |
| 6 | 15226 | Base superior |
| 7 | 15095 | Lateral direita |
| 8 | 15230 | Fundo direito |
| 9 | 15231 | Fundo esquerdo |
| 10 | 15101 | Barra direita |
| 11 | 15108 | Barra esquerda |
| 12 | 15232 | Cabeceira |
| 13 | 15233 | Peseira |
| 14 | 15234 | Tampos do nicho |
| 15 | 15105 | Laterais do nicho |