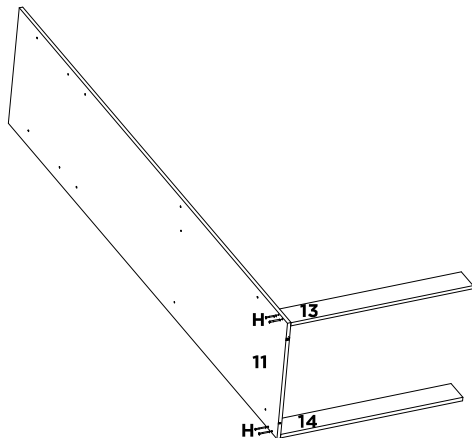
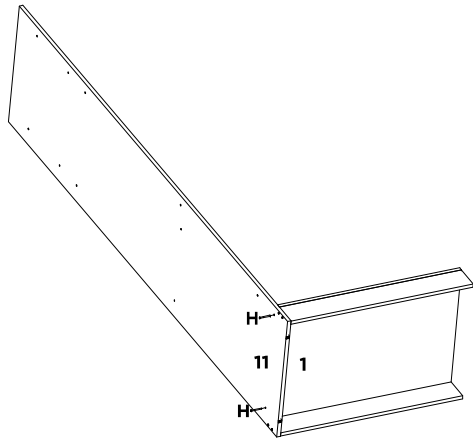
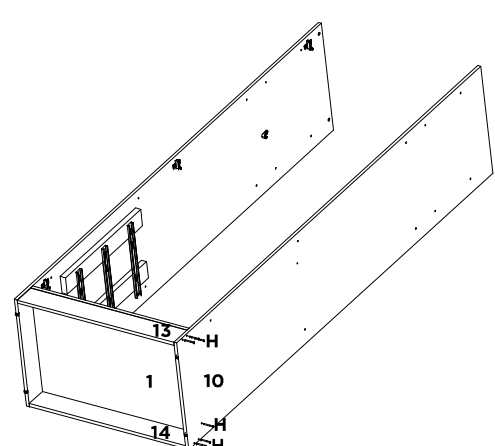
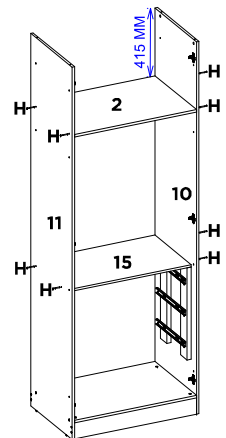
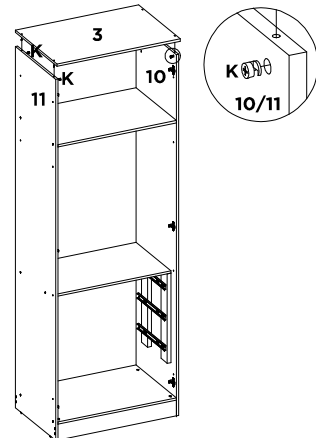
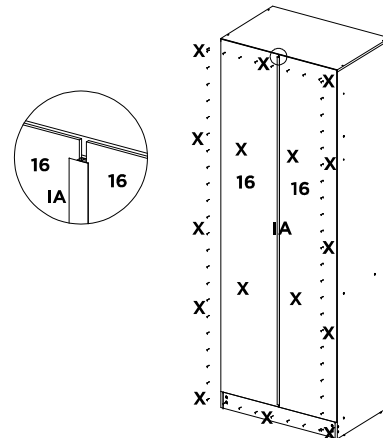
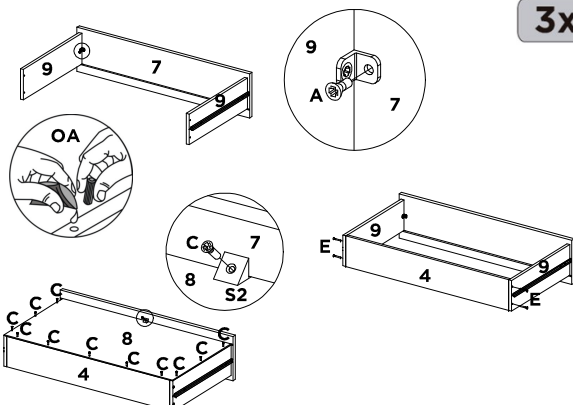
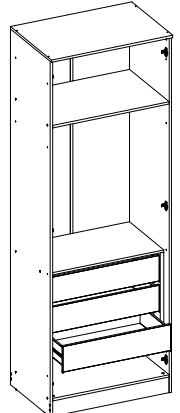


<p>10</p> <p>H</p> <p>X4</p>	<p>FIXAR RODAPÉS NA LATERAL ESQUERDA</p> 	<p>11</p> <p>H</p> <p>X2</p>	<p>FIXAR A BASE NA LATERAL ESQUERDA</p> 	<p>12</p> <p>H</p> <p>X6</p>	<p>FIXAR LATERAL DIREITA</p> 
<p>13</p> <p>H</p> <p>X8</p>	<p>FIXAR TAMPO DO GAVETEIRO E BASE DO MALEIRO</p> 	<p>14</p> <p>K</p> <p>X4</p>	<p>FIXAR CHAPÉU</p> 	<p>15</p> <p>IA</p> <p>X1</p> <p>X</p> <p>X60</p>	<p>PREGAR FUNDOS, ENCAIXANDO O PERFIL H</p> 
<p>16</p> <p>A</p> <p>X6</p> <p>C</p> <p>X36</p> <p>E</p> <p>X12</p> <p>OA</p> <p>X1</p> <p>S2</p> <p>X3</p>	<p>MONTAR AS GAVETAS</p>  <p>3x</p>	<p>17</p> <p>ENCAIXAR AS GAVETAS</p> 	<p>18</p> <p>A11</p> <p>X4</p> <p>DB</p> <p>X1</p> <p>TB</p> <p>X1</p>	<p>ENCAIXAR O CABIDEIRO E FAZER A UNIÃO DOS MÓDULOS</p> <p>COLOCAR OS TAPA FUROS APÓS A UNIÃO DOS MÓDULOS</p> 