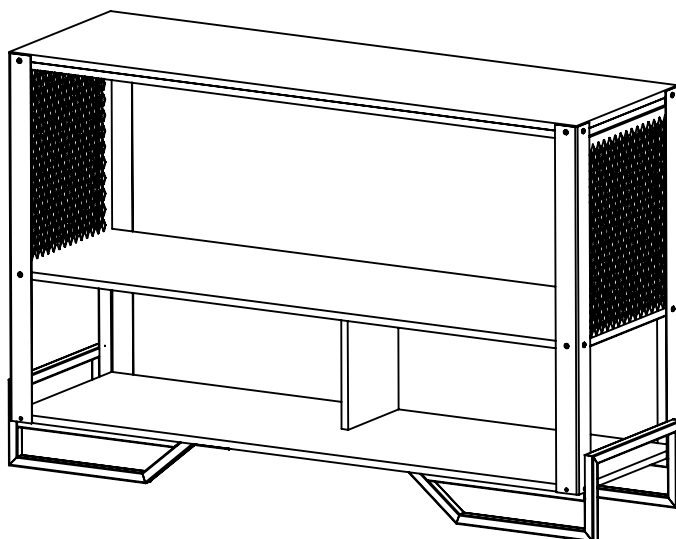










PLACA&PONTO

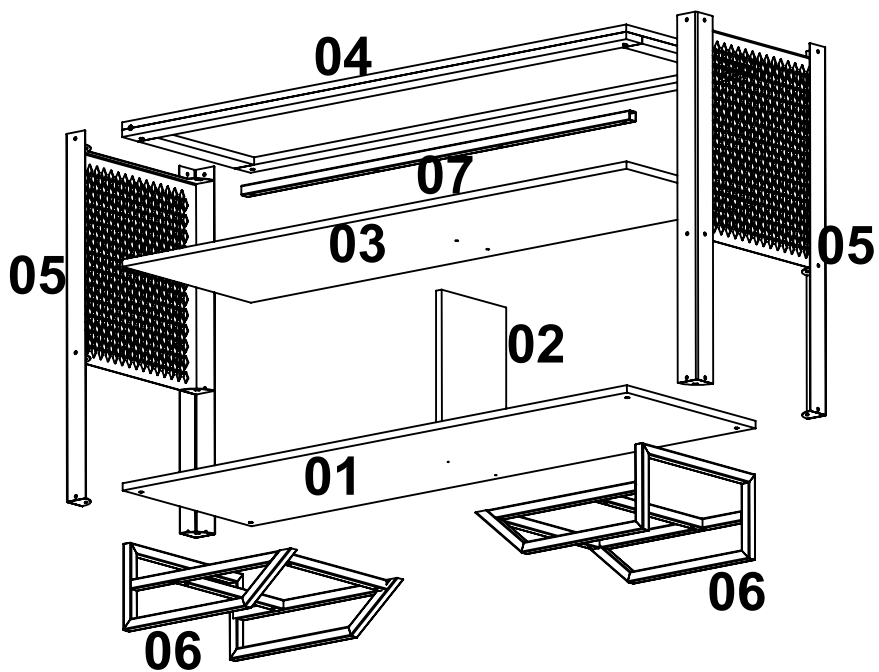


**P1021 - APARADOR  
INDUSTRIAL TELADO**

**LISTA DE FERRAGENS**

REF.	DESCRIÇÃO	VINHETA	QTD.
<b>A</b>	Parafuso C.Flange ZP 3,5x14mm		08
<b>B</b>	Parafuso C.Flange ZP 3,5x25mm		04
<b>C</b>	Parafuso C.Flange ZP 3,5x35mm		20
<b>D</b>	Parafuso C.Flange ZP 3,5x40mm		13
<b>E</b>	Cavilha 6x30mm		04
<b>F</b>	Cola Branca		01
<b>G</b>	Parafuso C.Flange ZP 3,5x30mm		12
<b>H</b>	Parafuso C.Panela ZP 3,5x25mm		16

VISTA EXPLODIDA

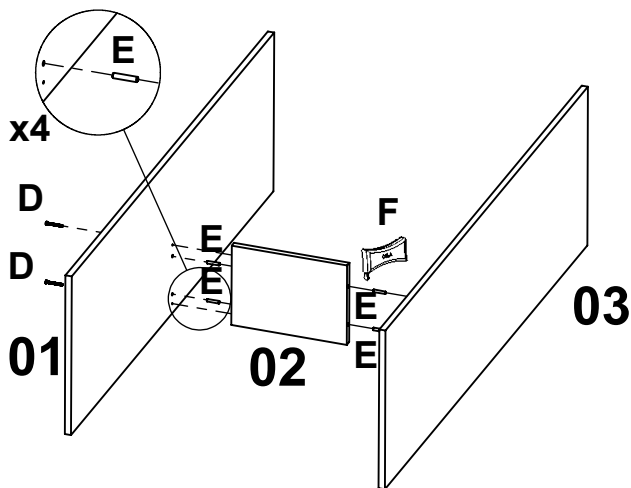


**LISTA DE PEÇAS**

Nº	CÓDIGO	DESCRIÇÃO	QTD.	DIMENSÕES (mm)			PESO
				COMP.	LARG.	ESP.	
01	13100056-01	Base	01	1300	400	30	5,40
02	13100056-02	Divisoria Base	01	277	200	15	0,85
03	13100056-04	Prateleira	01	1300	400	15	5,40
04	13100056-55	Tampo	01	1300	400	30	7,30
05	13100056-51	Lateral Metal	02	750	400	15	2,45
06	13100049-17	Pé Metalico	02	350	435	170	1,52
07	13100049-09	Travessa Metal	01	1000	20	20	0,52

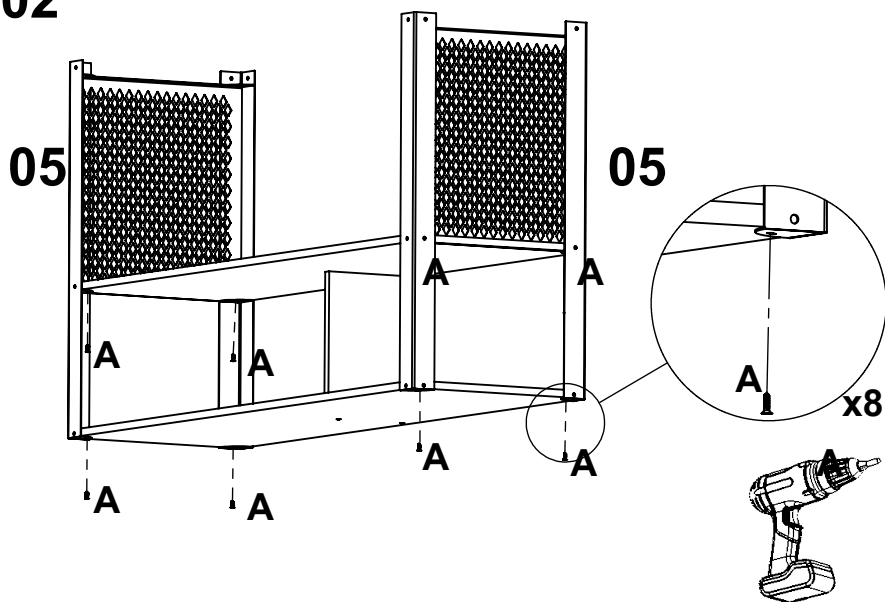
# PLACA&PONTO

01



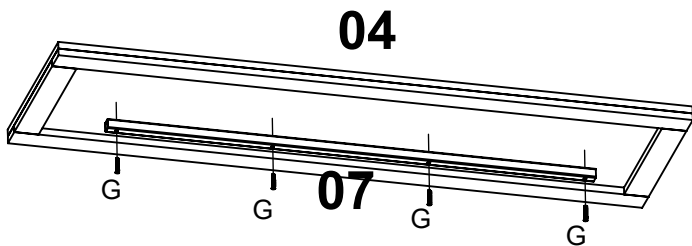
MONTE AS PEÇAS  
COM O MOVEL DEITADO

02

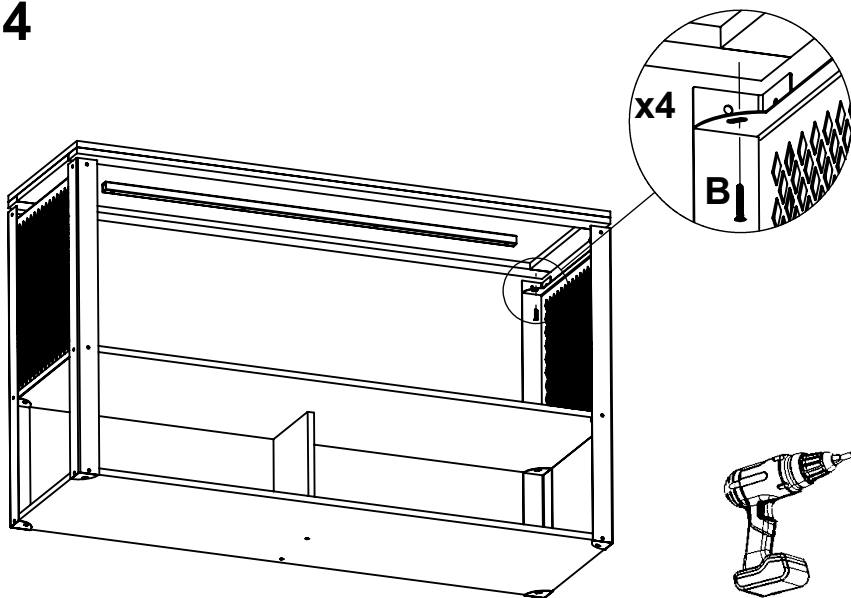


05

03



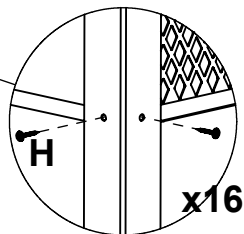
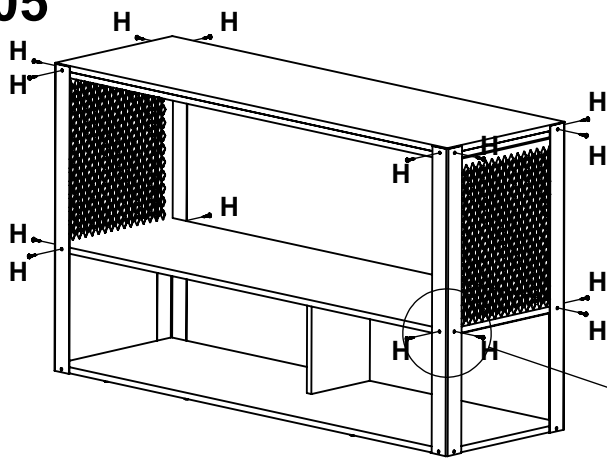
04



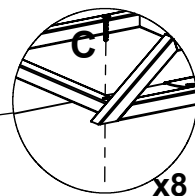
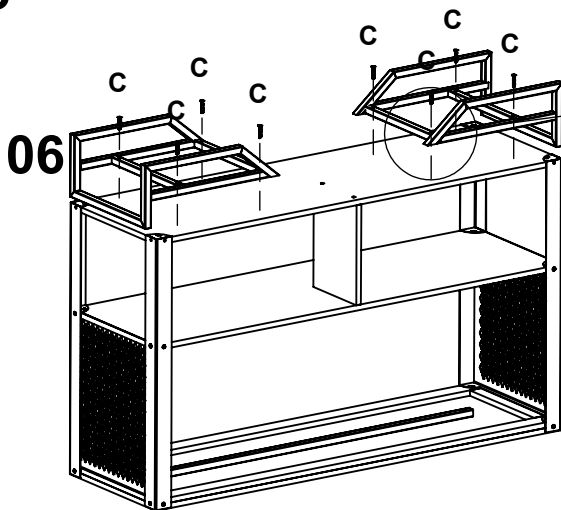
06

# PLACA&PONTO

05



06



07