










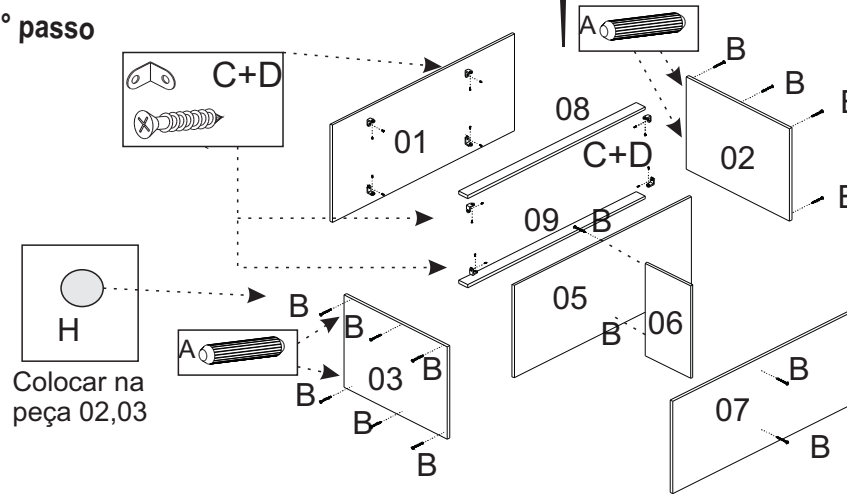


FERRAGENS

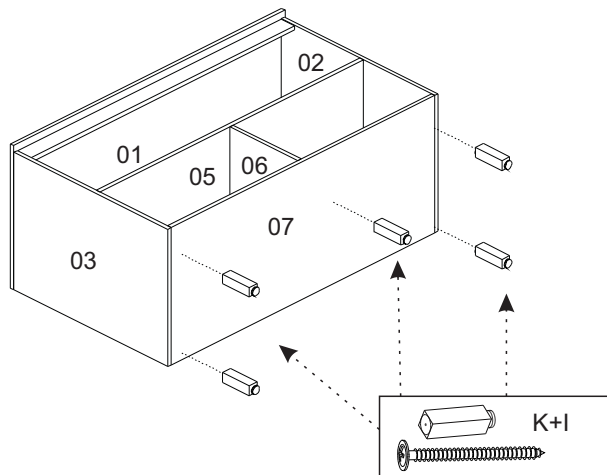
04	A		Cavilhas 6 x 30
16	B		Parafuso 4 x 40
10	C		Cantoneira Fixador 18x18
50	D		Parafuso 3,5 x 14
04	E		Dobradiça 35mm
35	F		Prego 10 x 10
10	G		Fixador de fundo
12	H		Tapa Furo
05	I		Parafuso 5 x 40mm
02	J		Puxador Perfil
05	K		Sapata

1º passo

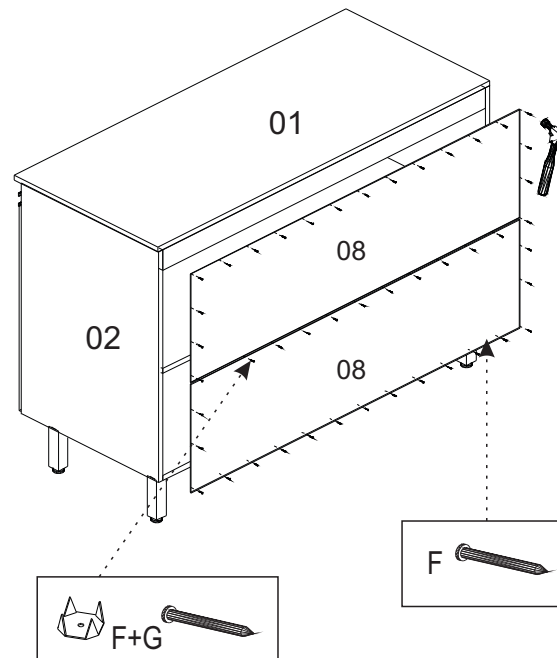


A peça N°1 é fixada na parte final deste 1º passo, após montar todas as demais peças.

2º passo



3º passo



4º passo

