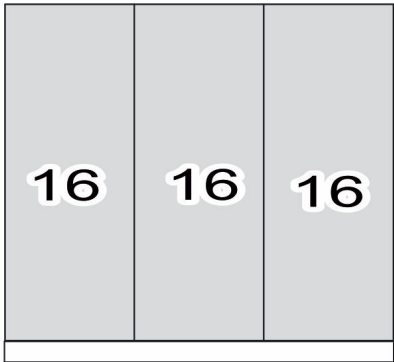
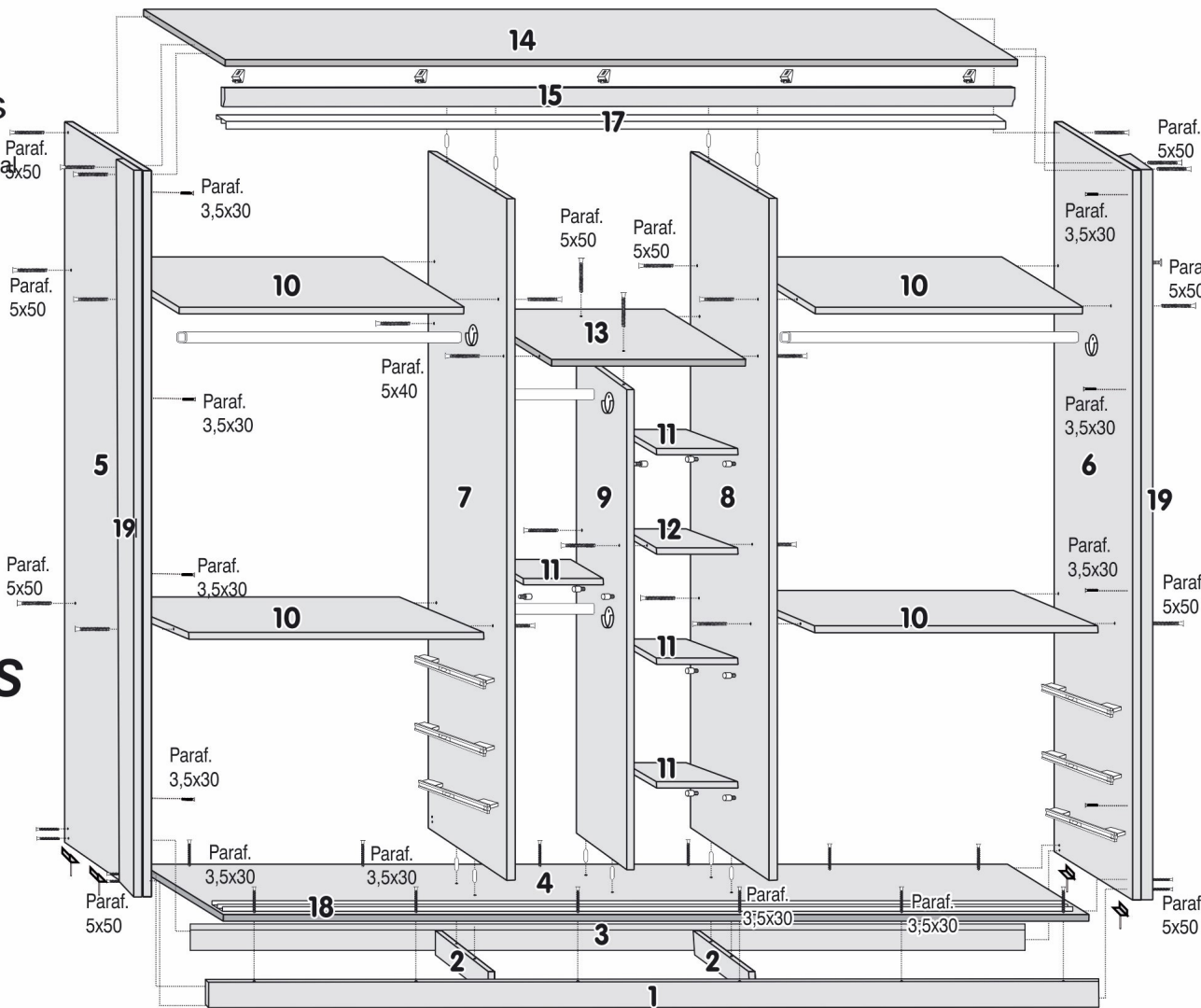


ROUP. NEW DALLAS



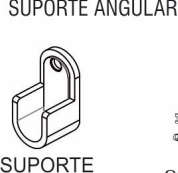
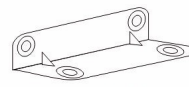
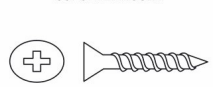
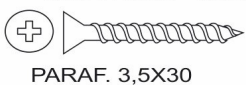
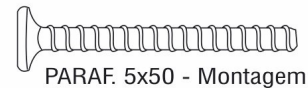
USAR PREGO 10x10



COMPONENTES

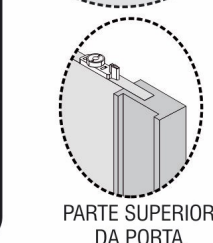
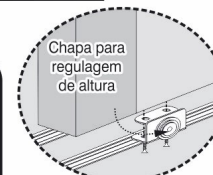
- 01 - RODAPÉ FRONTAL
- 02 - TRAVESSA RODAPÉ
- 03 - RODAPÉ TRASEIRO
- 04 - BASE
- 05 - LATERAL ESQUERDA
- 06 - LATERAL DIREITA
- 07 - DIVISÃO ESQUERDA
- 08 - DIVISÃO DIREITA
- 09 - DIVISÃO CENTRAL
- 10 - PRATELEIRA
- 11 - PRATELEIRA COLMEIA
- 12 - PRATELEIRA PEQUENA
- 13 - PRATELEIRA C/FURO
- 14 - TAMPO
- 15 - MOLDURA
- 16 - COSTA
- 17 - TRILHO SUP. ABS
- 18 - TRILHO INF. ALUMÍNIO
- 19 - COLUNA LATERAL
- 20 - FRENTE GAVETA
- 21 - LATERAL GAVETA
- 22 - TRASEIRO GAVETA
- 23 - FUNDO GAVETA
- 24 - PAINEL PORTA
- 25 - PUXADOR LARGO-BRONZE
- 26 - PUXADOR ESTREITO-BRONZE
- 27 - PUXADOR LARGO-PRATA
- 28 - PUXADOR ESTREITO-PRATA
- 29 - PUXADOR GAVETA
- 30 - PERFIL H PORTA-BRONZE
- 31 - PERFIL H PORTA-PRATA
- 32 - CABIDEIRO MAIOR
- 33 - CABIDEIRO MENOR
- 34 - CORREDIÇA
- 35 - KIT ROLDANA

KIT FERRAGEM



Kit Roldana

- RODIZIO EM «L»
- Rodizio Pino
- FREIO RODIZIO
- PARAFUSO CABEÇA CHATA 3,5x22
- PARAFUSO FLANGEADO 3,5x14



PARTE INFERIOR DA PORTA GAVETA

- PARAF. 3,5x30
- Cantoneira
- CAVILHA 8x30
- PARAF. 3,5x30
- Corrediça TELESCÓPICA
- Cantoneira
- CAVILHA 8x30