




**Evidência**  
Móveis

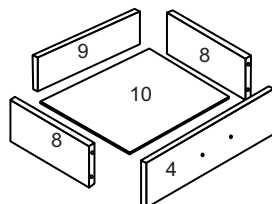
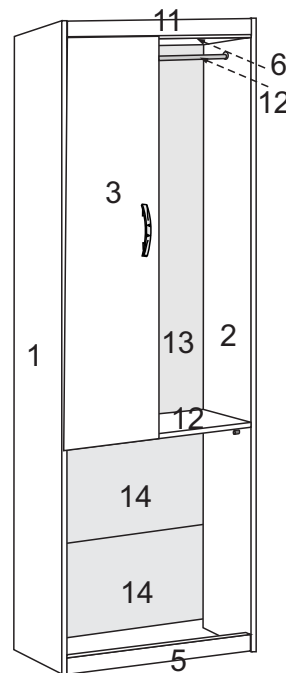
# CAMISEIRO 2P 4G



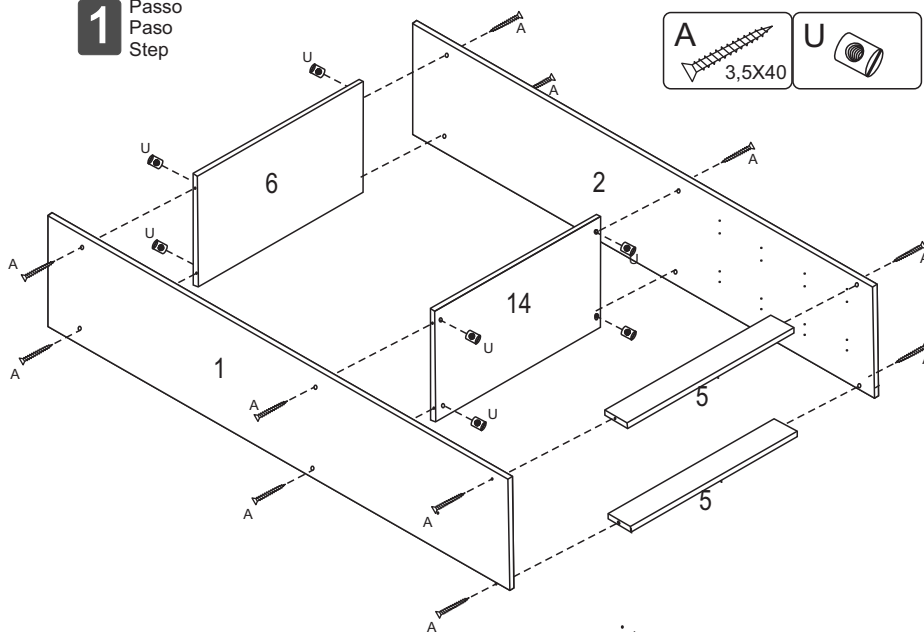
**MANUAL DE MONTAGEM**  
**INSTRUCCIONES DE ARMADO**  
**ASSEMBLY INSTRUCTIONS**

## Peças do Produto

- 1 - Lateral Esquerda / Lateral izquierda / Left Side - 1830x385
- 2 - Lateral direita / Lateral derecha / Right side - 1830x385
- 3 - Portas / Puerta / Door (2x) - 100x300
- 4 - Frente gaveta / Delantero cajón / Front drawer (4x) - 605x160
- 5 - Rodapé / Rodapié / Baseboard (2x) - 592x11
- 6 - Tampo superior / Tapa / Top (2x) - 592x385
- 7 - Perfil H / Profile H - 100
- 8 - Lateral gaveta / Lateral cajón / Cajón side (8x)
- 9 - Traseiro gaveta / Trasero cajón / Rear cajón. (4x)
- 10 - Fundo gaveta / Fondo cajón / Drawer Bottom (4x)
- 11 - Encabeçamento / Aplique / Wall light
- 12 - Pau de cabide / Madera de percha / Hanger wood - 552x06
- 13 - Costa / Espalda / Back. (2x) - 100x303
- 14 - Costa Pequena / Espalda / Back. (2x) - 622x340




**1** Passo  
Paso  
Step



## FERRAGENS/ HERRAJE/ HARDWARE

A	Parafuso 3,5 x 40 c/chata Tornillo Screw		14
B	Parafuso 3,5 x 25 c/flangeada Tornillo Screw		12
C	Cantoneira 18x18 Esquinera Cantoneira		10
D	Cavilha 6 x 30 Clavija Wood Peg		16
E	Prego 13 x 15 Clavo 13 x 15 Nail 13 x 15		16
F	Prego 10 x 10 Clavo 10 x 10 Nail 10 x 10		40
H	Sapata L 40 mm Tirador Handle		4
J	Cola Pegamento Glue		1
M	Puxador 128 mm Tirador Handle		6
S	Parafuso 3,5 x 12 c/Chata Tornillo Screw		28
T	Suporte Cabideiro Soporte Support		2
U	Porca cilíndrica Tuerca cilíndrica Cylindrical nut		8
V	Dobradiça 26 c/calço		4
X	Corrediça fina		2
Z	Corrediça grande		6



FERRAMENTAS NECESSÁRIAS  
HERRAMIENTAS NECESARIAS  
TOOLS NECESSARY



120 min



