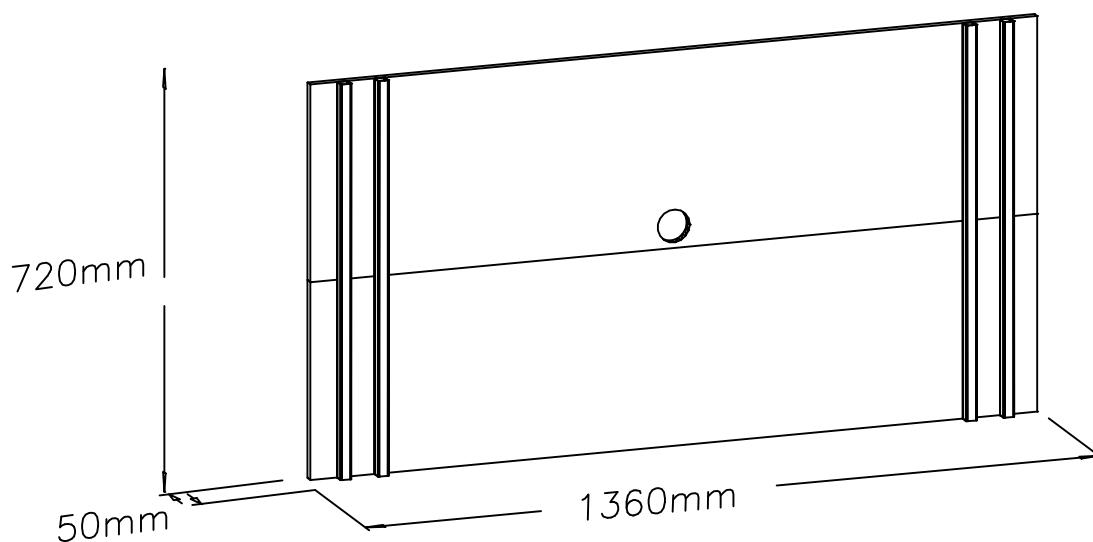


MANUAL DE MONTAGEM

INSTRUCCIONES DE MONTAJE

ASSEMBLY INSTRUCTIONS



ATENÇÃO / PRECAUCIÓN / ATTENTION:

- 1 – Ler atentamente todo o manual antes de iniciar a montagem do móvel.
 - 2 – A montagem deve ser feita em uma superfície plana e limpa.
 - 3 – Recomenda-se utilizar a embalagem do móvel para forrar o chão e assim não danificá-lo.
- 1 – Lea cuidadosamente todo el manual antes de comenzar el montaje.
 - 2 – La instalación debe hacerse sobre una superficie plana y limpia.
 - 3 – Es recomendado ser utilizado para empaquetar el móvil a la línea y tierra y por lo tanto dañar ellos.
- 1 – Read the entire manual carefully before starting the furniture assembly.
 - 2 – The assembly must be done on a flat and clean surface.
 - 3 – It is recommended to use the packaging of the furniture to cover the floor and thus not to damage them.

LIMPEZA E CONSERVAÇÃO / LIMPIEZA Y CONSERVACIÓN / CLEANLINESS AND CONSERVATION:

A limpeza do móvel deve ser feita com utilização de pano umedecido com água, podendo conter uma pequena quantidade de álcool. Não utilize produtos abrasivos.

La unidad de limpieza se debe realizar con el uso de paño humedecido con agua y puede contener una pequeña cantidad de alcohol. No utilice productos abrasivos.

The furniture should be cleaned with a cloth dampened with water and may contain a small amount of alcohol. Do not use abrasive products.

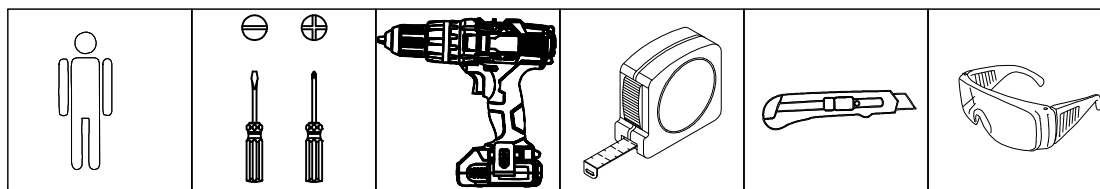
GARANTIA / GARANTÍA / WARRANTY:

90 dias para defeitos de fabricação.

90 días a defectos de fabricación.

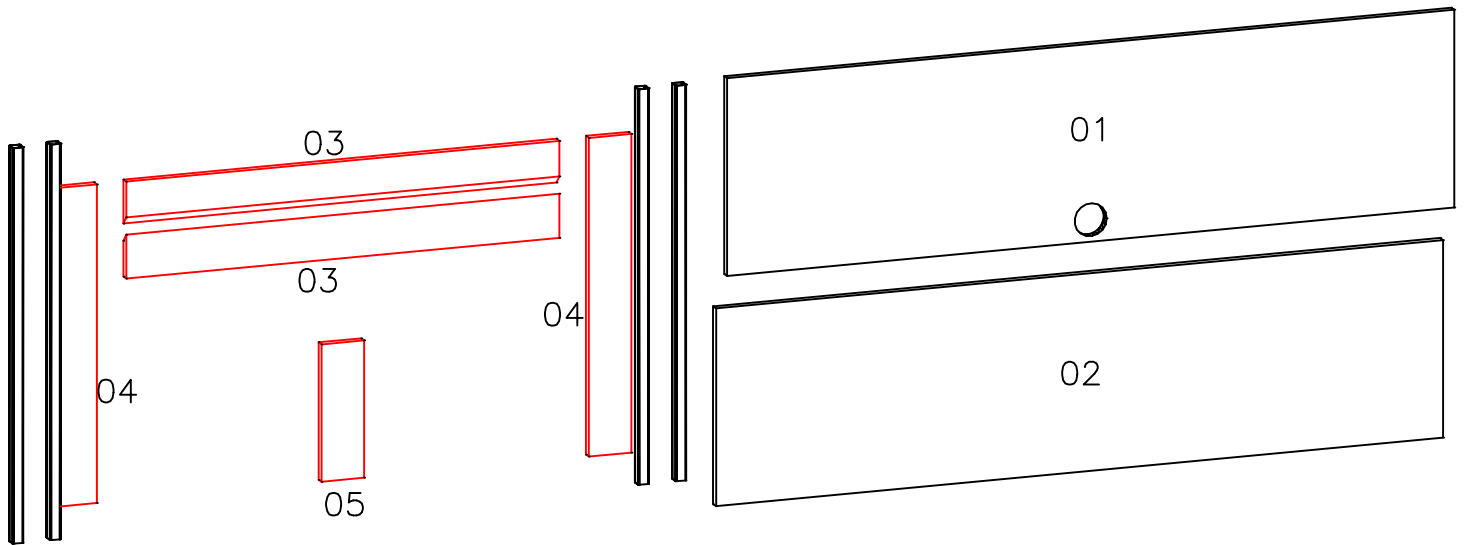
90 days for manufacturing defects.






FERRAMENTAS NECESSÁRIAS / HERRAMIENTAS NECESARIAS / TOOLS REQUIRED:



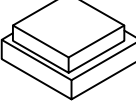
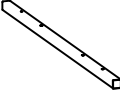



Lista de peças / Lista de piezas / List of pieces

Código/ Código/ Code	Descrição	Descripción	Description	Quantidade/ Cantidad/ Amount	Comprimento/ Longitud/ Length (mm)	Largura/ Ancho/ Width (mm)	Espessura/ Espesor/ Thickness (mm)	Caixa/ Caja/ Box
01	Painel superior	Panel superior	Top panel	1	1360	360	15	A
02	Painel inferior	Panel inferior	Bottom panel	1	1360	360	15	A
03	Sarrafo superior	Pieza superior	Upper part	2	810	80	15	A
04	Sarrafo maior	Pieza superior más grande	Larger part	2	580	80	15	A
05	Sarrafo menor	Pieza superior más pequeña	Smallest part	1	250	80	15	A

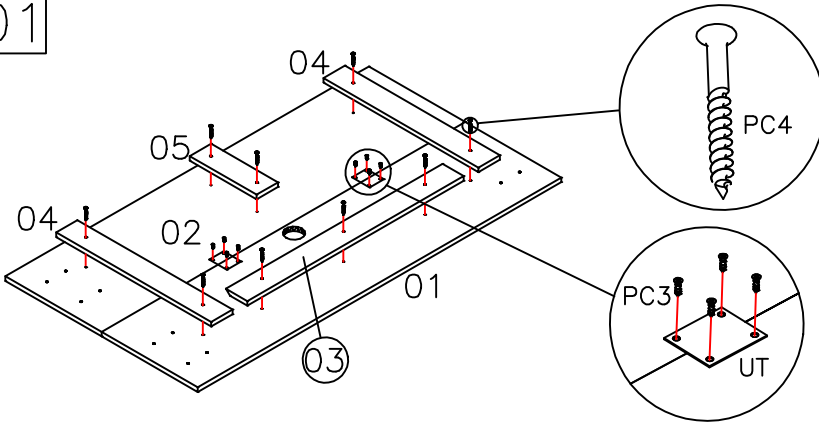


Ferragem / Herrajes / Hardware			
	Código/ Código/ Code	Descrição / Descripción / Description	Quan. / Cant. / Amou.
PC13	8373	 Parafuso chato/ Tornillo plano/ Flat Screw 5,0x70	3
PC4	54117	 Parafuso/ Tornillo/ Screw 3,5x25	9
PC3	4214	 Parafuso/ Tornillo/ Screw 3,5x14	8
PP11	58749	 Parafuso/ Tornillo/ Screw 4,2X32 ZP	16
BC	529	 Bucha invasa/Adapter sleeve/ Manga del adaptador	3

EM	58	 Etiqueta marca/Tag label "Kappesberg"	1
PF	8202	 Passa fio/Crosswire/Wire crossing	1
PI1	2087	 Ponteira/Puntera Handle 20x20	8
H	62445	 Haste de ferro/Varilla de hierro/Iron rod	4
UT	1454	 União de metal/Unión de metal/ Metal union	2

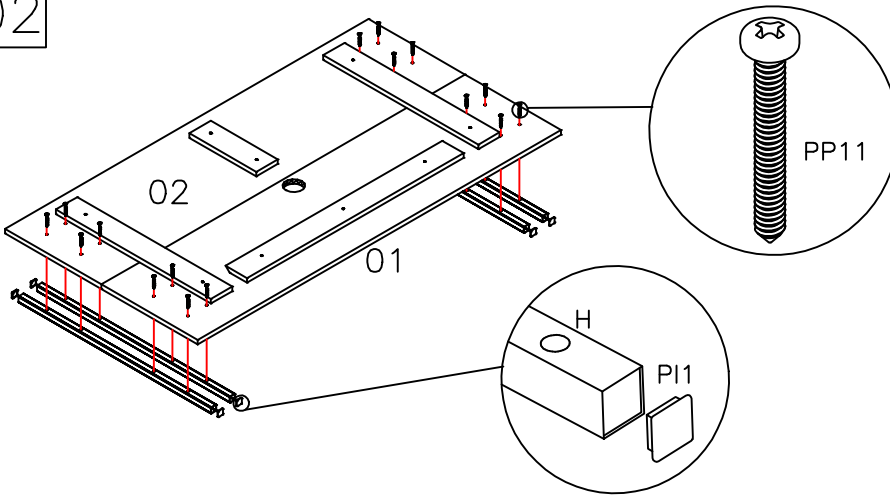


01



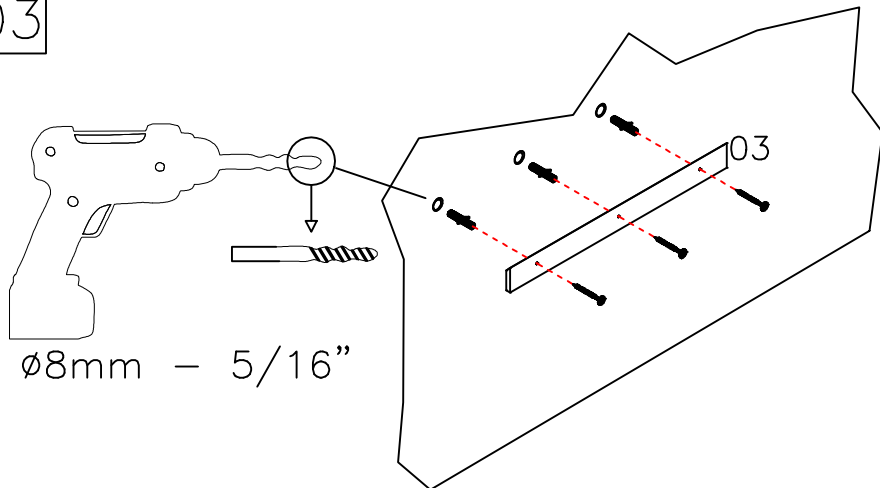
PC4		9
PC3		8
UT		2

02

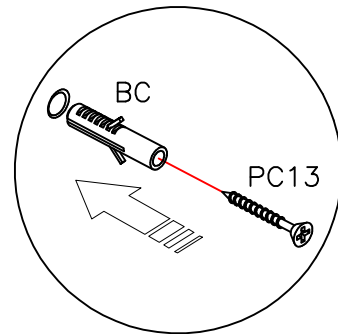


PP11		> 16
H		4
PI1		8

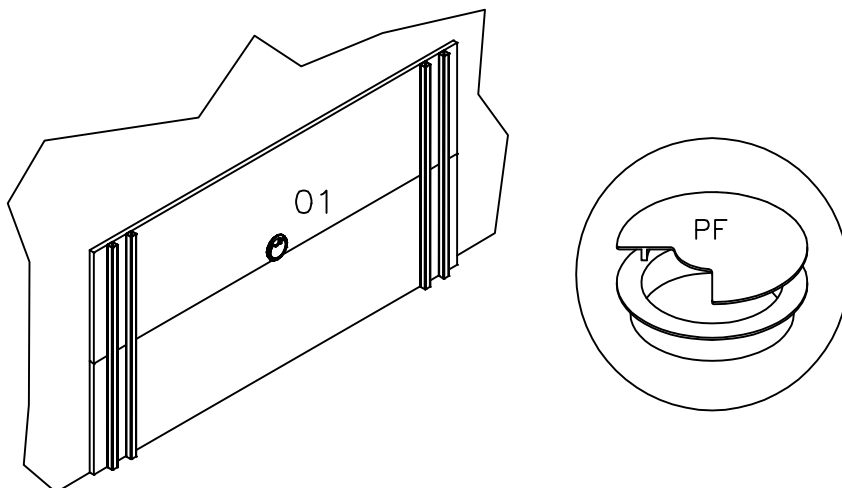
03



PC13		3
BC		3



04



PF		1
----	--	---