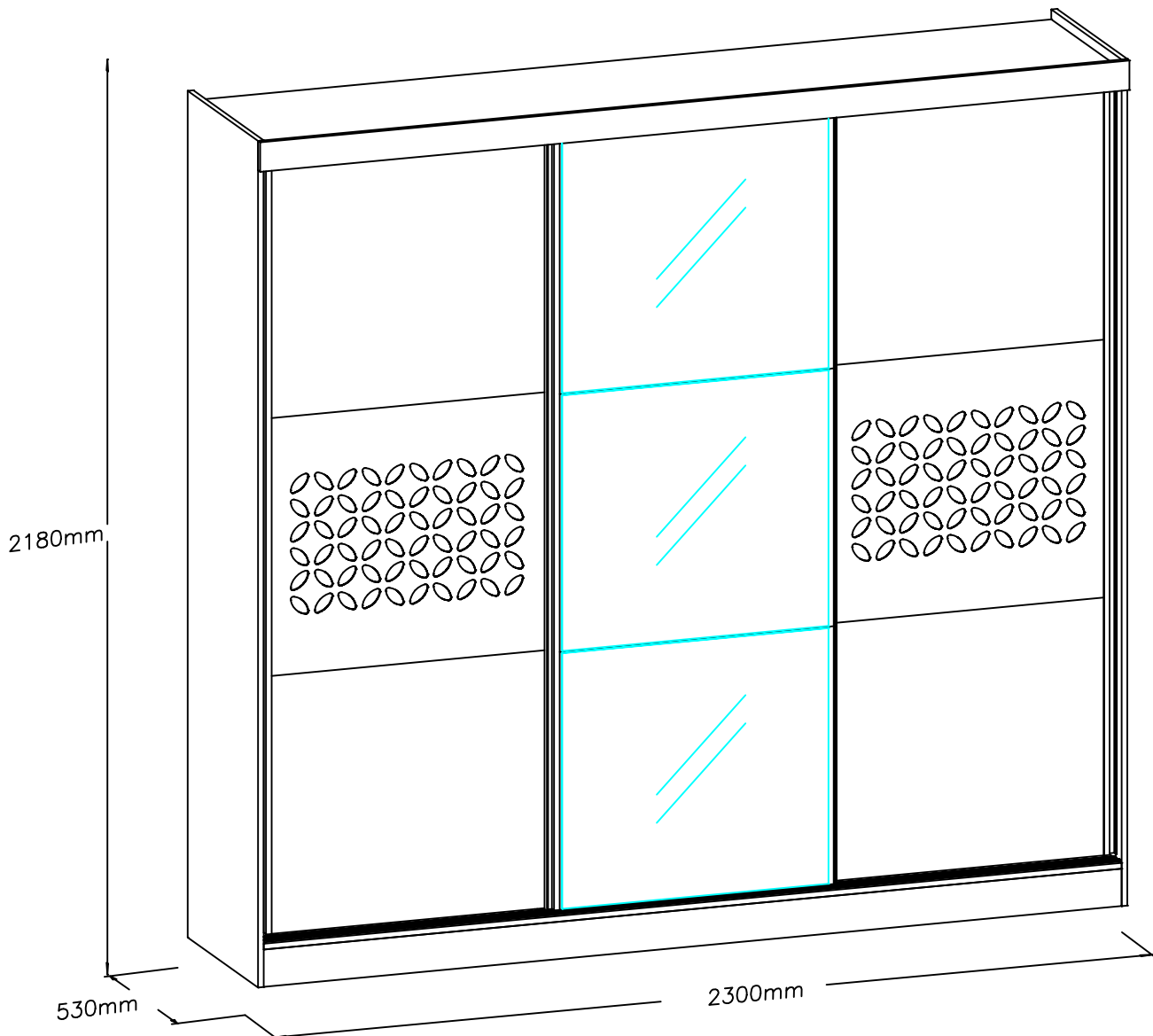


# MANUAL DE MONTAGEM

## INSTRUCCIONES DE MONTAJE

### ASSEMBLY INSTRUCTIONS



## ATENÇÃO / PRECAUCIÓN / ATTENTION:

- 1 – Ler atentamente todo o manual antes de iniciar a montagem do móvel.
- 2 – A montagem deve ser feita em uma superfície plana e limpa.
- 3 – Recomenda-se utilizar a embalagem do móvel para forrar e chão e assim não danificá-lo.
  - 1 – Lea cuidadosamente todo el manual antes de comenzar el montaje.
  - 2 – La instalación debe hacerse sobre una superficie plana y limpia.
  - 3 – Recomanda ser utilizado para empaquetar móvel a la línea y tierra y por lo tanto dañar ellos.
- 1 – Read the entire manual carefully before starting the furniture assembly.
- 2 – The assembly must be done on a flat and clean surface.
- 3 – It is recommended to use the packaging of the furniture to cover and floor and thus not to damage them.

## LIMPEZA E CONSERVAÇÃO / LIMPIEZA Y CONSERVACIÓN / CLEANLINESS AND CONSERVATION:

A limpeza do móvel deve ser feita com utilização de pano umedecido com água, podendo conter uma pequena quantidade de álcool. Não utilize produtos abrasivos.

La unidad de limpieza se debe realizar con el uso de paño humedecido con agua y puede contener una pequeña cantidad de alcohol. No utilice productos abrasivos.

The furniture should be cleaned with a cloth dampened with water and may contain a small amount of alcohol. Do not use abrasive products.

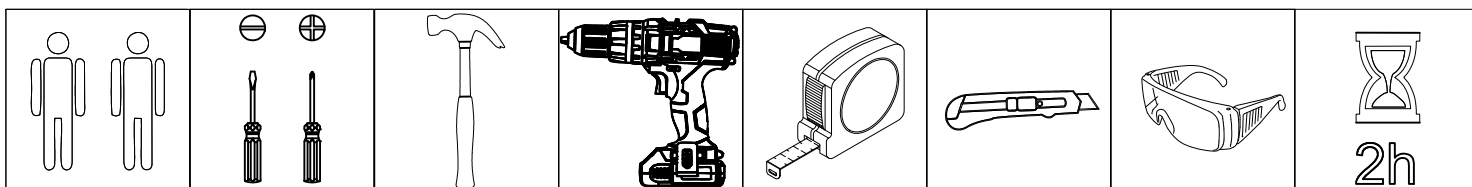
## GARANTIA / GARANTÍA / WARRANTY:

90 dias para defeitos de fabricação.

90 días a defectos de fabricación.

90 days for manufacturing defects.

## FERRAMENTAS NECESSÁRIAS / HERRAMIENTAS NECESARIAS / TOOLS REQUIRED:



Acesse as dicas de  
montagem no Youtube

Accede a los consejos de  
montaje en Youtube.

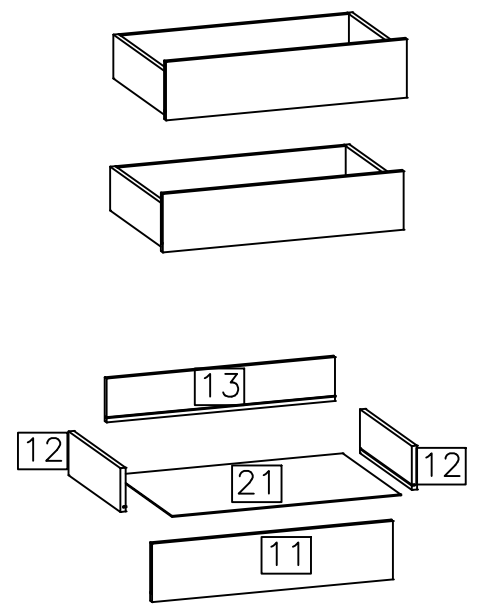
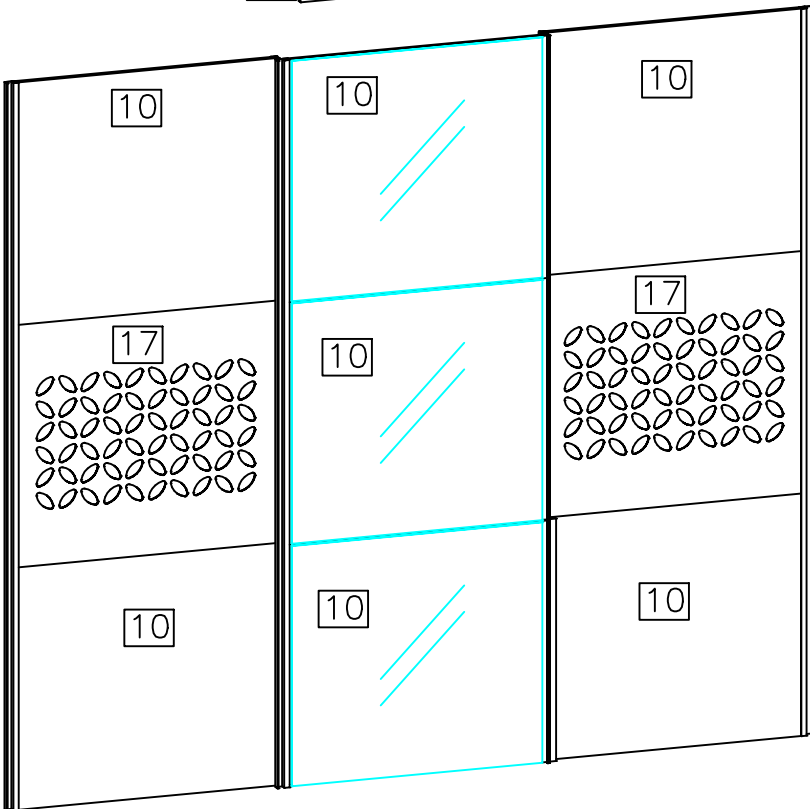
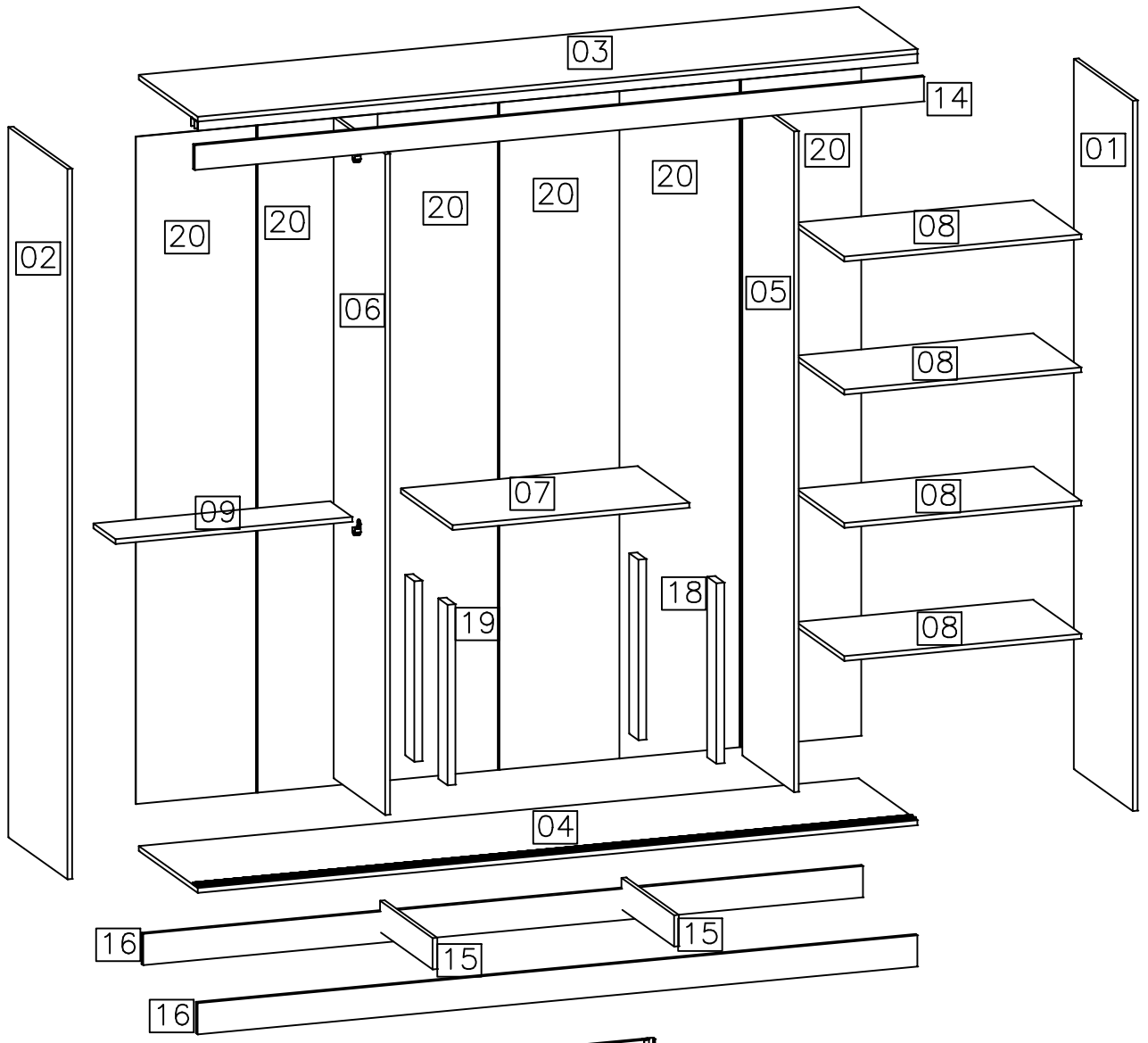
Access the mounting tips on  
Youtube.






















[www.youtube.com/MoveisKappesberg](http://www.youtube.com/MoveisKappesberg)








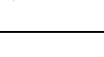




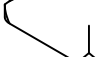



## Lista de peças / Lista de piezas / List of pieces

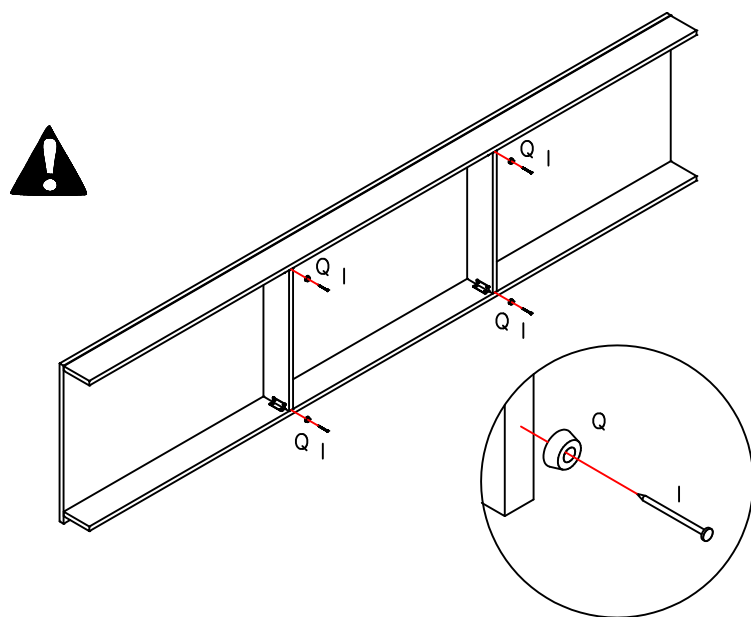
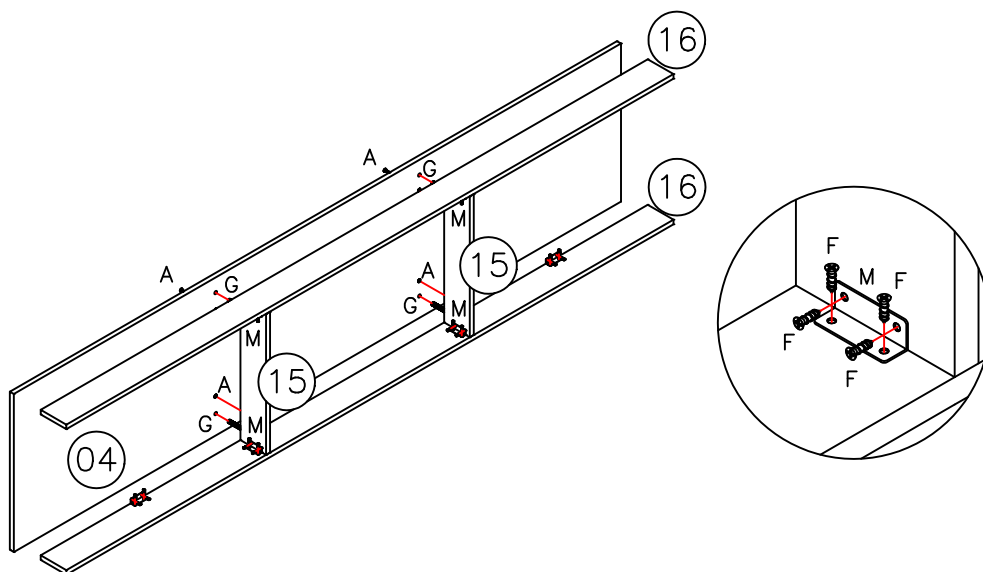
Código/ Código/ Code	Descrição	Descripción	Description	Quantidade/ Cantidad/ Amount	Comprimento/ Longitud/ Length (mm)	Largura/ Ancho/ Width (mm)	Espessura/ Espesor/ Thickness (mm)	Caixa/ Caja/ Box
01	Lateral direita	Lateral derecha	Right side	1	2180	512	15	A
02	Lateral esquerda	Lateral izquierda	Left side	1	2180	512	15	A
03	Chapéu	Pieza de techo	Top	1	2271	512	15	C
04	Base	Pieza de suelo	Base	1	2271	512	15	C
05	Divisória direita	Divisoria derecha	Right partition	1	2028	448	15	A
06	Divisória esquerda	Divisoria izquierda	Left partition	1	2028	448	15	A
07	Tampo de gaveta	Tapa del cajón	Top of drawers	1	747	448	15	C
08	Prateleiras	Estanterías	Shelf	4	747	416	15	A
09	Prateleira do calceiro	Estante de calzado	Footwear shelf	1	747	192	15	C
10	Peça lisa da porta	Pieza central de la puerta	Door centerpiece	7	745	664	15	B
11	Frente de gaveta	Frente de cajón	Front drawer	3	678	160	15	C
12	Lateral de gaveta	Lateral de cajón	Side drawer	6	400	120	15	C
13	Cabeceira de gaveta	Cabecera de cajón	Back drawer	3	643	120	15	C
14	Rodaforro	Marco superior	Upper frame	1	2302	76	15	C
15	Rodapé interno	Zócalo interno	Internal baseboard	2	456	96	15	A
16	Rodapés	Zócalos	Baseboards	2	2271	96	15	C
17	Peça cobogó da porta	Pieza central de la puerta	Centerpiece of the door	2	745	664	15	B
18	Afastador de gaveta dir.	Separdor de cajón derecha	Right drawer Retractor	2	554	80	25	A
19	Afastador de gaveta esq.	Separdor de cajón izquierdo	Left drawer Retractor	2	554	80	25	A
20	Costas	Pieza del fondo	Back panel	6	2048	379	3	C
21	Fundo de gaveta	Fondo de cajón	Bottom drawer	3	656	398	3	A



Ferragem / Herrajes / Hardware			
	Código/ Código/ Code	Descrição / Descripción / Description	Quan./ Cant./ Amou.
A	226	 Parafuso/ Tornillo/ Screw 4x40	44
B	30945	 Parafuso Minifix/ Tornillo/ Screw	8
C	30950	 Tambor Minifix/Cilindro/Drum	8
D	5256	 Parafuso/ Tornillo/ Screw 4X20	12
E	56243	 Parafuso/ Tornillo/ Screw 3,5x12	120
F	4214	 Parafuso/ Tornillo/ Screw 3,5x14	144
G	1925	 Cavilha/Tarugo/Peg 6x50mm	4
H	1802	 Cavilha/Tarugo/Peg 6x30mm	72
I	108	 Pregos/Clavo/Nail 12x12	8
J	107	 Pregos/Clavo/Nail 10x10	127
K	14773	 Parafuso/ Tornillo/ Screw 3,5x25	16
L	414	 Parafuso/ Tornillo/ Screw 4,0X35	12
M	899	 Cantoneira /Cantoneira/Plastic handle	18
N	38305	 Trilho telescópico mini light/Corredora de metal/Metal slide 400mm	3
O	FROW/FRPRF= 51256 (Freijo)	 Tapa furo/Tapa del agujero/Tap hole 19mm	20
P	FROW/FRPRF= 51255 (Freijo)	 Tapa furo/Tapa del agujero/Tap hole 13mm	44
Q	1901	 Sapata deslizadora preta/Zapata negra/Shoe black	8
R	55528	 Rolete com regulagem/ Pieza con el regulaciones/Roller regulating	6
S	55528	 Rolete sem regulagem/Pieza sin regulaciones/Roller	4
T	55528	 Guia /Guía del puerta/Guide the door	6
U	1454	 União de metal/Unión de metal/ Metal union	12

V	41		Cola branca em bisnaga/Cola blanca/White glue (10g)	1
W	41921		Suporte cabideira metal/Soporte percha/Clothes rack	6
X	1423		Fixador de costa/Fijador de costa/Shore Fixer	41
Y	FROW/FRPRF= 53175 (Carvalle)		Perfil H/Perfil de acabado/Finishing profile 2028mm	3
AA	55533		Roliça oblongo/Percha /Rack 15x27 de metal 740mm	3
AB	58		Etiqueta marca/Tag label "Kappesberg"	1
AC	60552		Trilho inferior/Carril /Rail 2270mm	1
AD	55524		Trilho de plástico superior/Carril del/Rail 2270mm	1
AE	FROW=55703 (Alumínio) FRPRF=55509 (Preto fosco)		Puxador alumínio/Barra metálica/Metal bar 1992mm	3
AF	FROW=55704 (Alumínio) FRPRF=55510 (Preto fosco)		Testeira/Perfil de alumínio/Aluminum profile 1992mm	3
AG	40534		Silicone/Silicona/ Selecone 10x10	6
AH	FROW/FRPRF= 22973 (Carvalle)		Porca cilíndrica/pieza cilíndrica/piece cylindrical 12x9mm	12
AI	18458		Suporte triangular preto/Suporte triangular negro/Black triangular support	12
AJ	55549		Espelho/Espejo/ Mirror 705x658x3mm	3
01 Saco médio para acessórios				

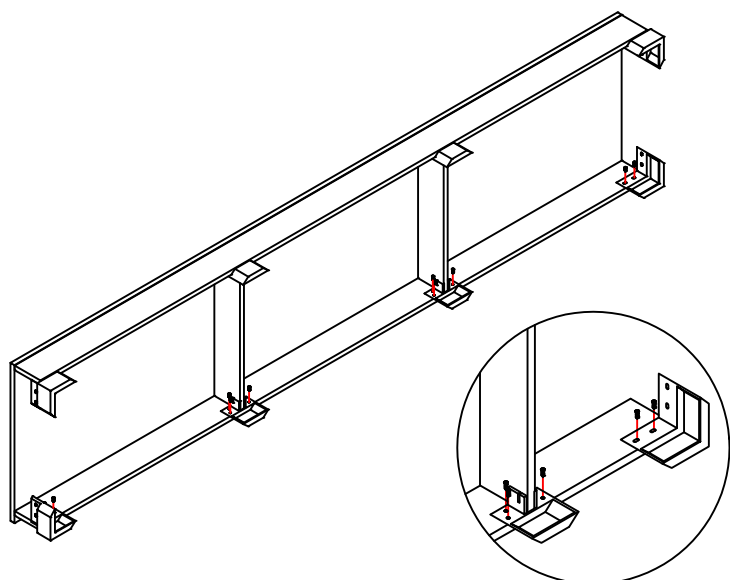




–Para a opção de montagem 01 utilize as sapatas "Q" e os pregos "I"

–Para la opción de montaje 1, use las zapatas "Q" y los clavos "I"

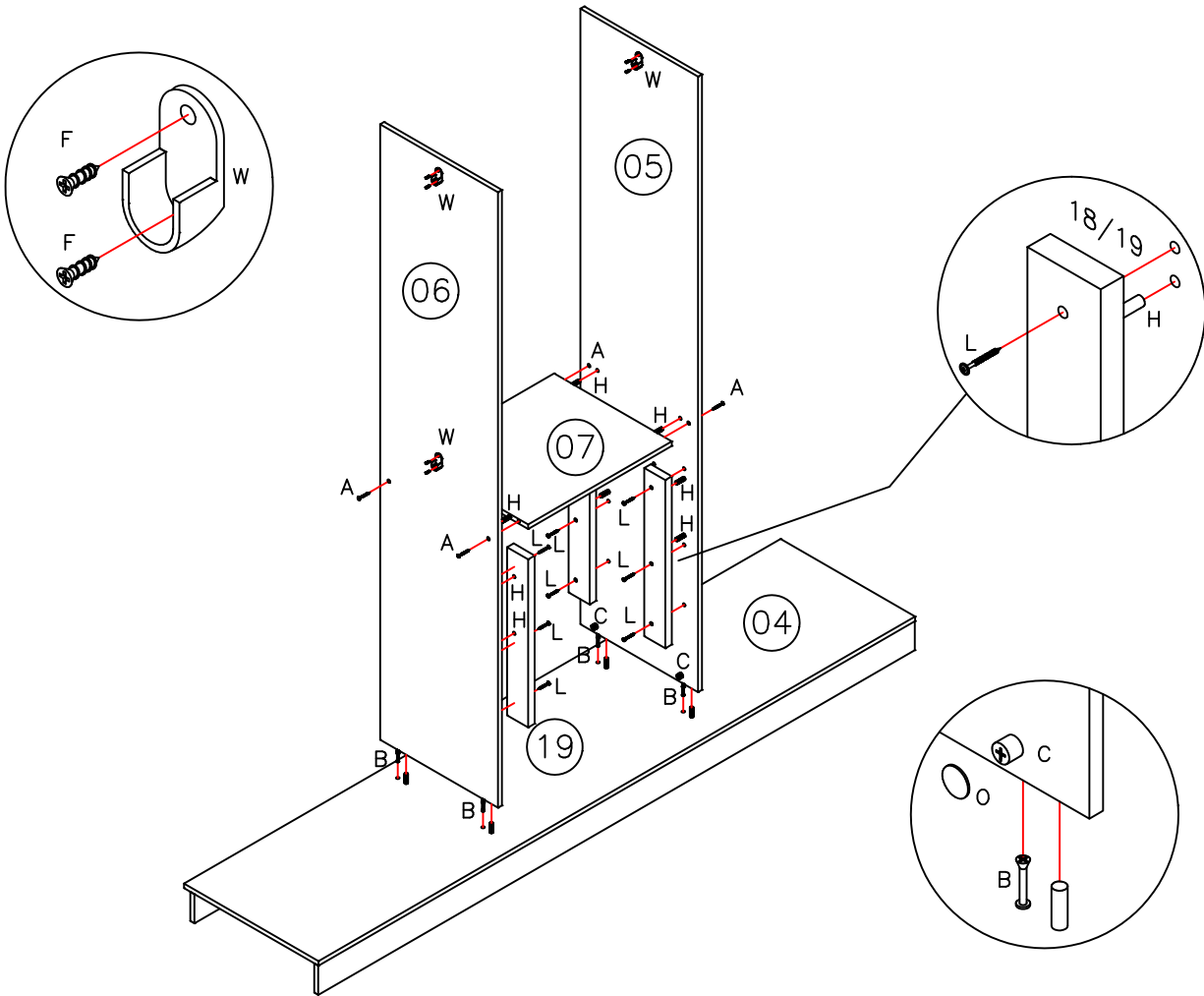
–For mounting option 1, use the "Q" shoes and the "I" nails

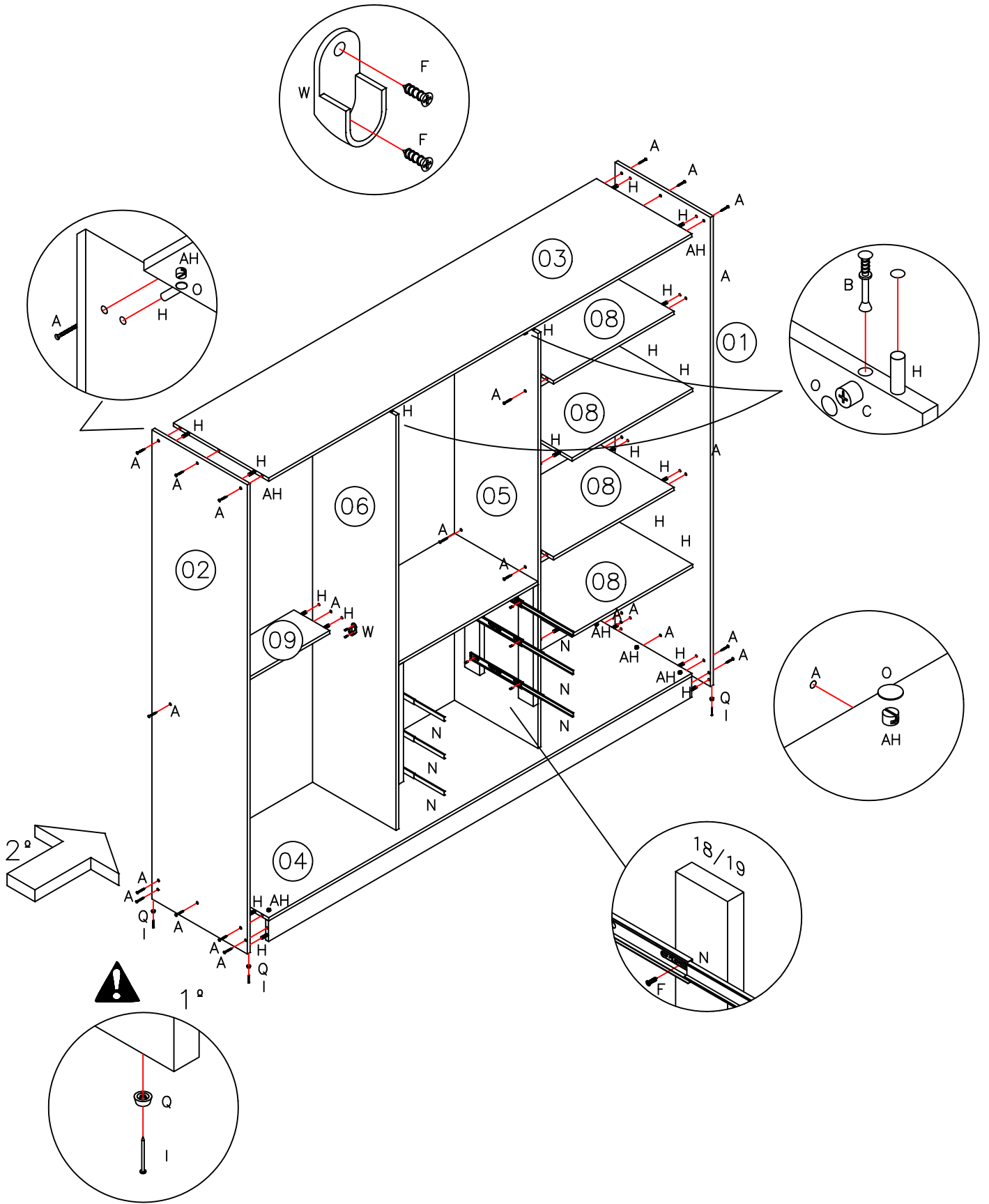


Para a opção de montagem 2 utilize o conjunto de pés que acompanha o combo. (CBJ576)

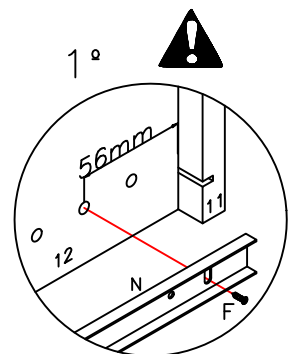
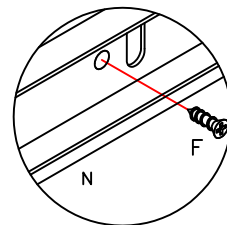
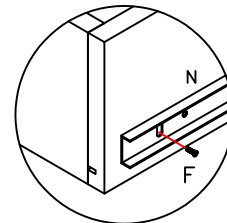
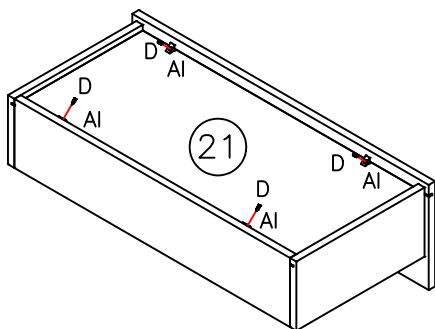
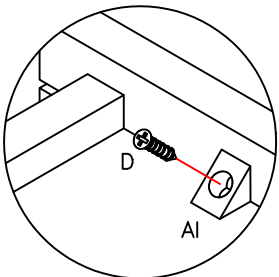
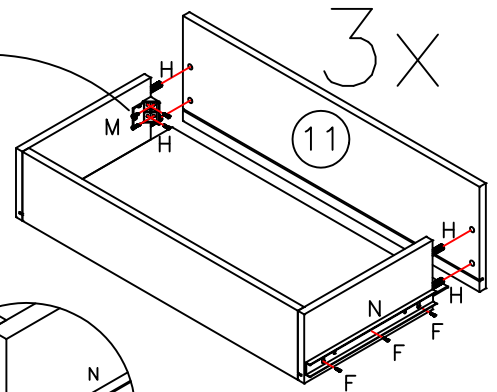
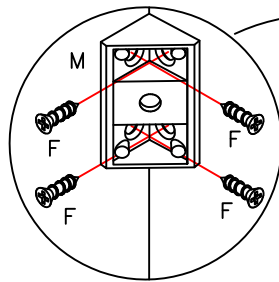
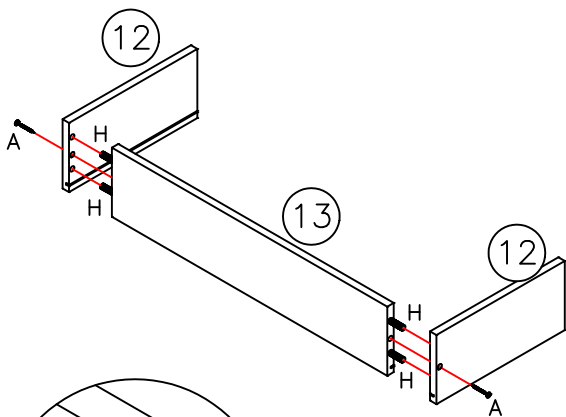
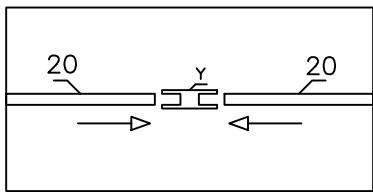
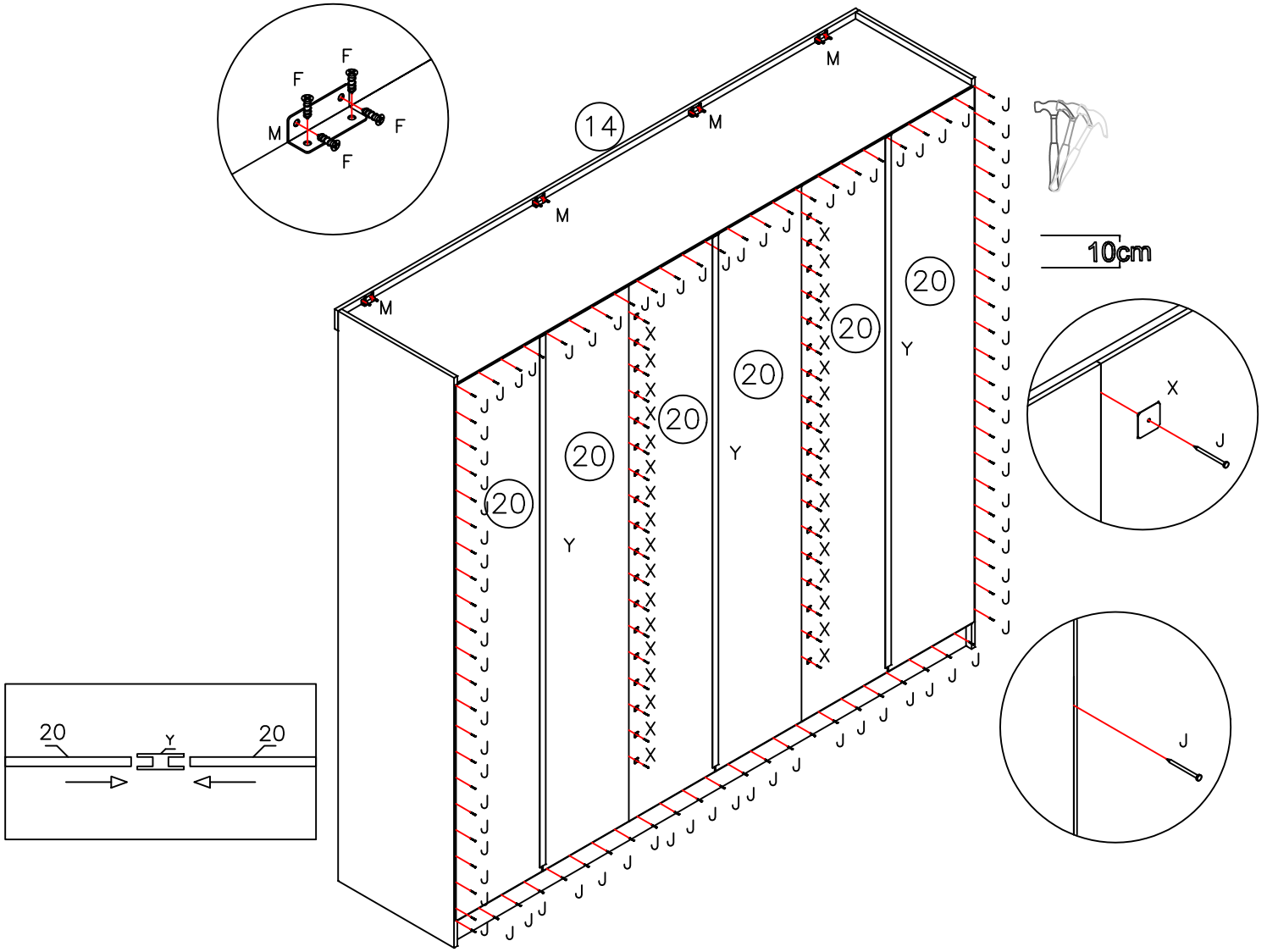
–Para la opción de montaje 2, use el juego de pies que viene con el combo.

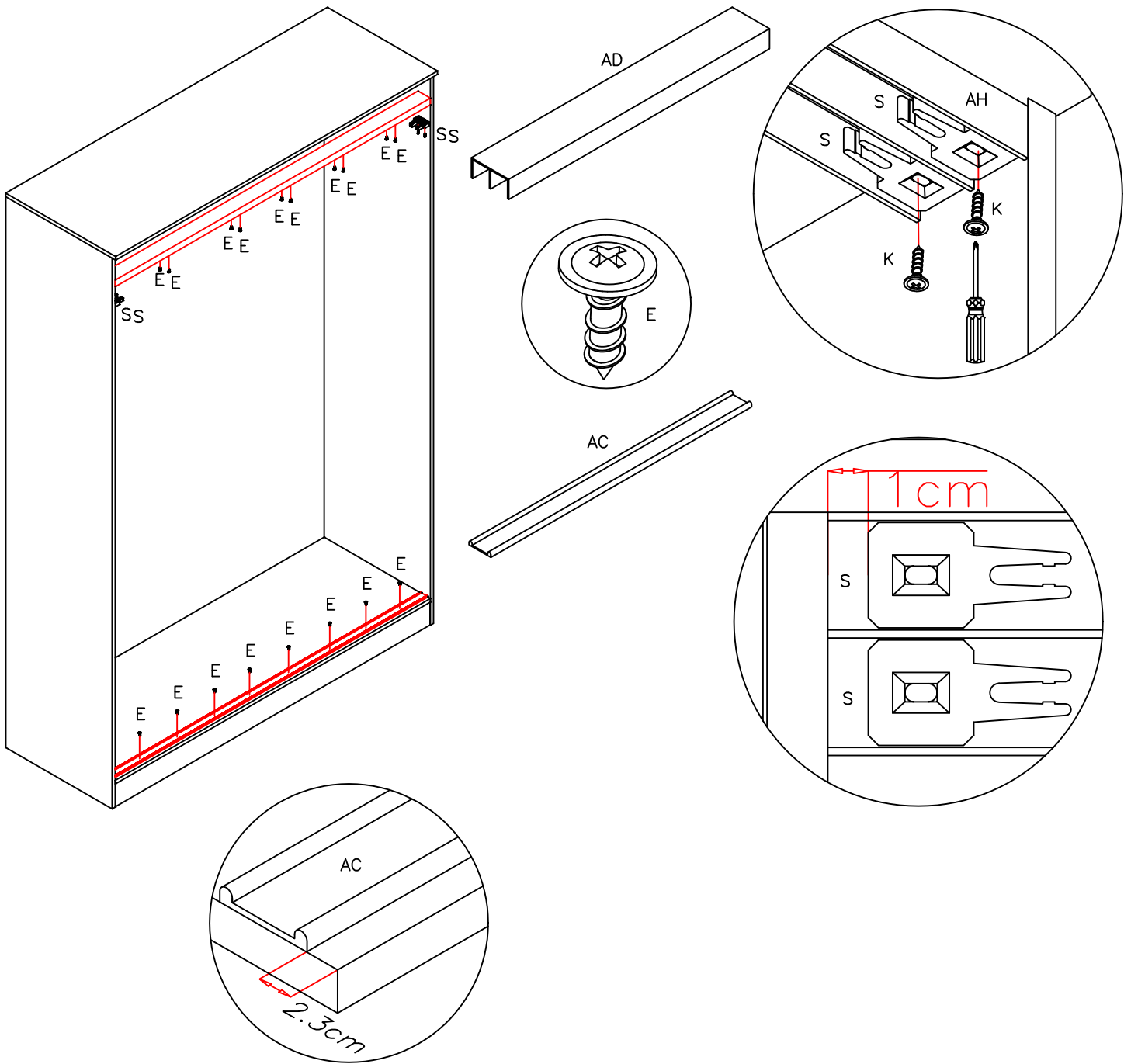
– For mounting option 2, use the set of feet that come with the combo.



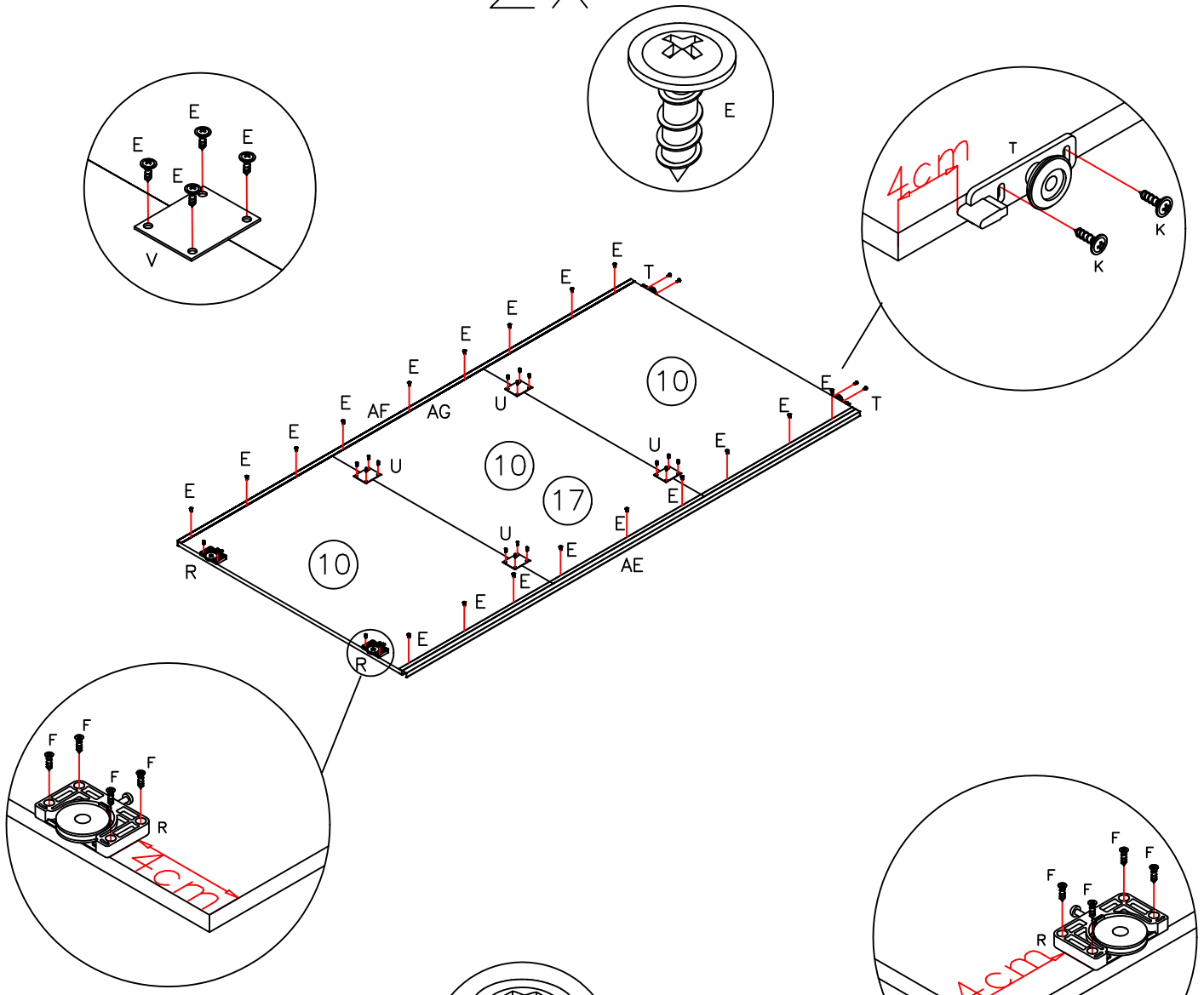




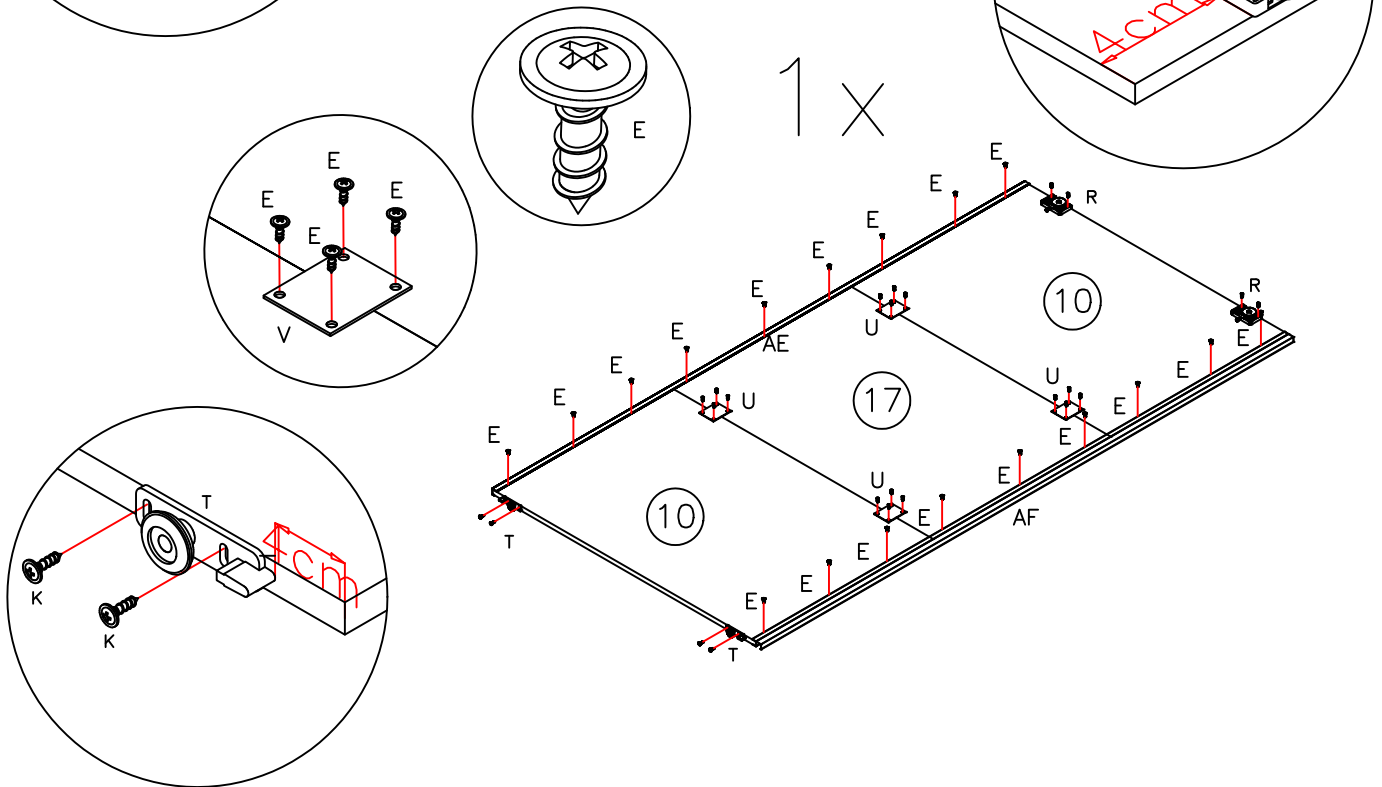


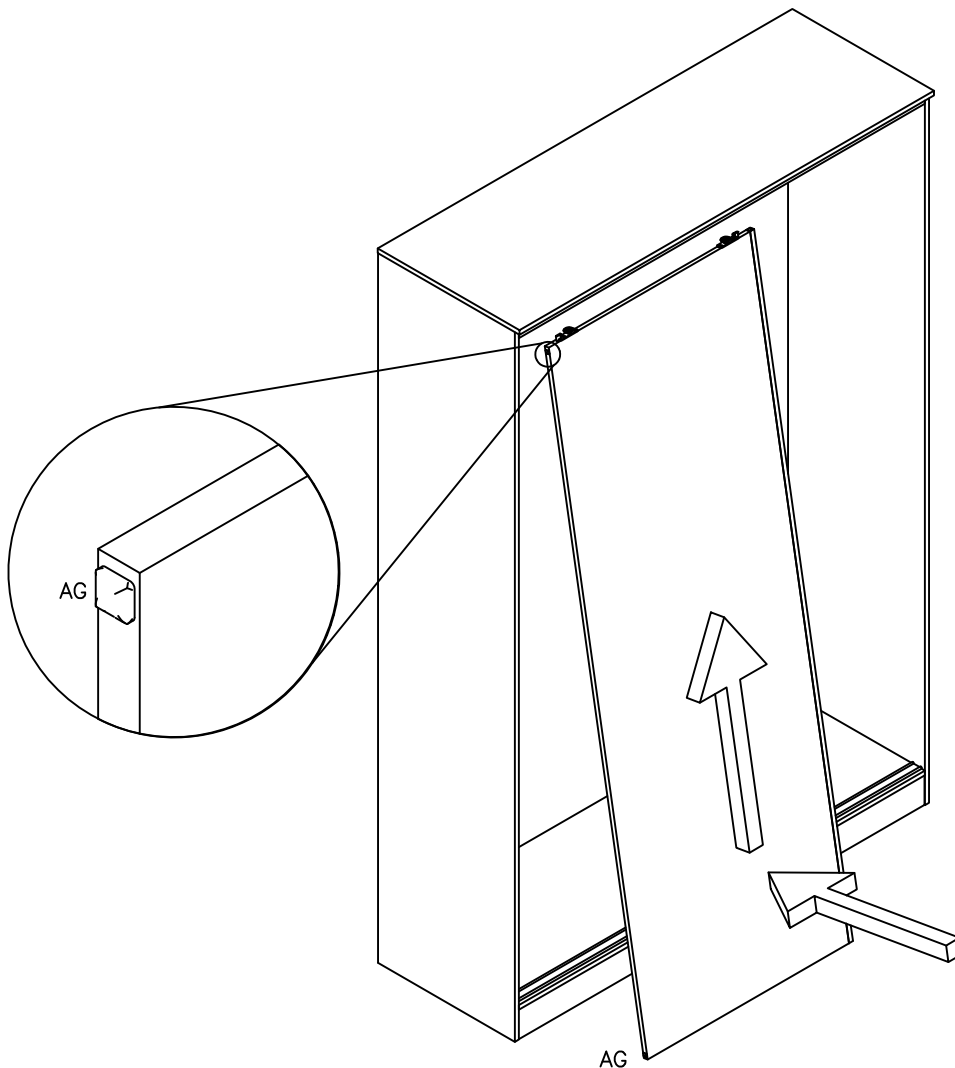


2x



1x





**Aviso:**

– Uma porta não deve bater no puxador da outra, para isso, ajuste o freio contido no trilho superior.

**Advertencia:**

– Una puerta no debe golpear el tirador de la otra, para ello ajuste la parada contenida en el riel superior.

**Warning:**

– One door should not hit the handle of the other, for this adjust the stop contained in the top rail.