

MESA LIZZI / KRET

	Ferragem	Und.
A	Cavilha 10x30	02
B	Parafuso 4,5x45	17

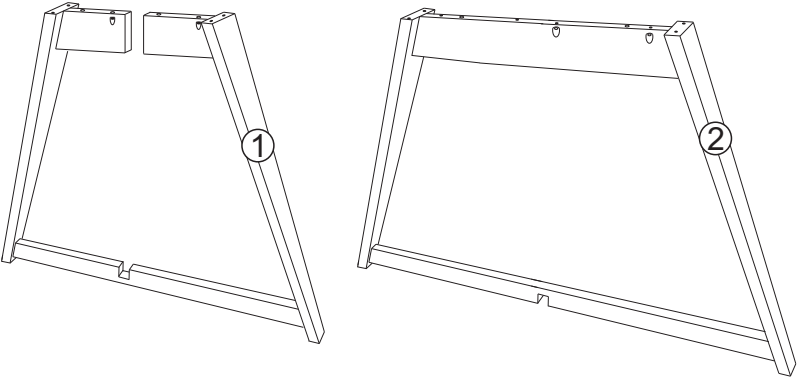
VOCÊ PRECISARÁ DE:



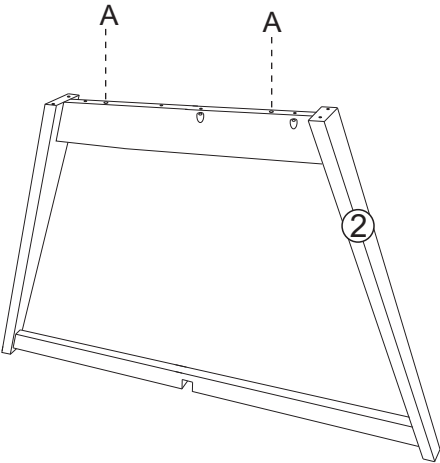
15 min



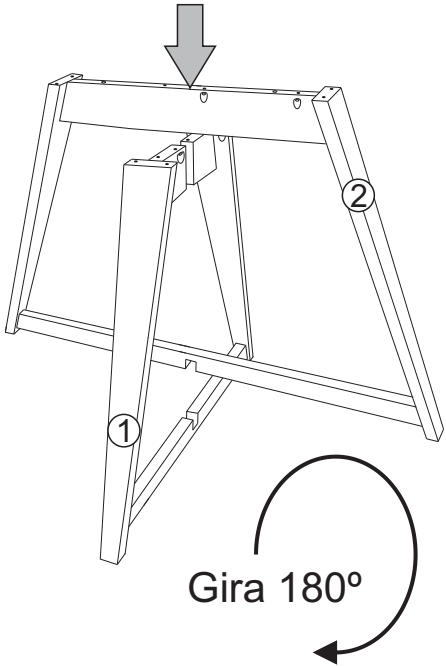
Chave philips



1 Aplique as cavilhas [A], na peça [2]



2 Monte a base encaixando as peças [1] e [2].



Gira 180°

3 Centralize a base montada no lado inferior do tampo, em seguida fixe-a utilizando os parafusos [B].

