



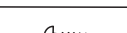
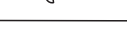











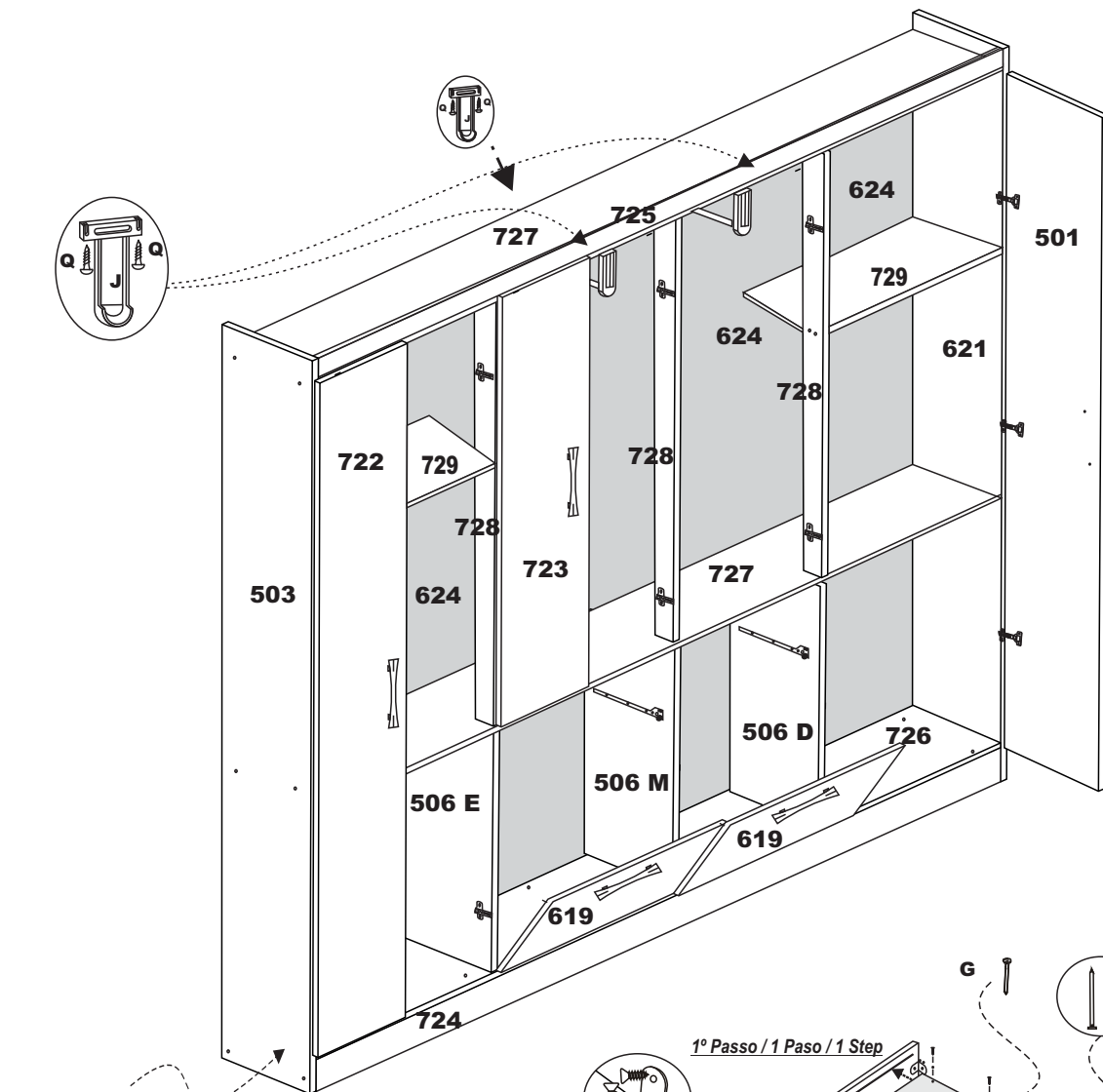
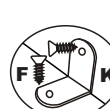


### FERRAGENS / herrajes / hardware


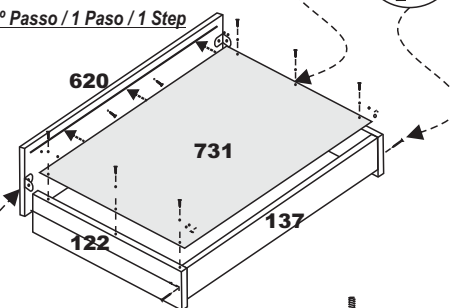
<b>A</b>	Parafuso 3,5 x 40 Tornillo 3,5 x 40 Screw	
<b>B</b>	Puxador Tirador Handle	
<b>C</b>	Dobradiça metálica Bisagra Hinge	
<b>D</b>	Parafuso 3,5 x25 c/c Tornillo 3,5 x 25 Screw 3,5 x 25	
<b>F</b>	Parafuso 3,5 x 12 c/c Tornillo 3,5 x 12 Screw 3,5 x 12	
<b>G</b>	Prego 10 x 10 c/c Clavo 10 x 10 Nail 10 x 10	
<b>H</b>	Prego 13 x 15 c/c Clavo 13 x 15 Nail 13 x 15	
<b>I</b>	Cavilha 6 x 50 Tacos	
<b>J</b>	Suporte Cabideiro Apoyo Percha Support Hanger	
<b>K</b>	Cantoneira Esquina Comer	
<b>L</b>	Sapata PÉ ROUPEIRO Shoe	
<b>M</b>	Cavilha 6 x 30 Tacos Pegs	
<b>N</b>	Corrediça Corrediza Slider	
<b>P</b>	Parafuso 4,0 X 16 c/c Tornillo 3,5 x 20 Screw 3,5 x 20	
<b>Q</b>	Parafuso 3,5 X 20 Tornillo 3,5 x 20 Screw 3,5 x 20	
<b>R</b>	Calço para dobradiças	
<b>S</b>	Fixador de Costa Fixador Fixador	



TAMPO BAIXO É DE 9 MM



1º Passo / 1 Paso / 1 Step



### NUMERAÇÃO DE PEÇAS

N°	DESCRIÇÃO
503	Lateral Esquerda / Lateral izquierda/Left side
621	Lateral direita / Lateral derecha/Right side
724	Rodapé Frontal / Rodepié Frente/Front footer
724	Rodapé traseiro / Rodapié traseiro/Back drawer
725	Roda-forro / Roda-forro/wheel-liner
620	Frente gaveta / Delantera cajón/back drawer
122	Lateral gaveta / Lateral cajón/side drawer
137	Trazeiro gaveta / Trazeiro cajón/back side drawer
731	Fundo gaveta / Fondo cajón/back drawer
624	Costas / Espalda/back
721	Porta grande / Puerta grande/big door
723	Porta pequena / Puerta pequeña/little door
727	Tampo superior / Tampo superior/top higher
726	Tampo baixo / Tampo abajo/top dawn
727	Tampo meio / Tampo medio/
506	Divisão / División
728	Pilastra / Pilastra
619	Gavetão / Cajón/front drawer
729	Prateleira fixa cima

### ACESSÓRIOS

N°	DESCRIÇÃO
42714	Pau cabide / Madera percha/stick hanger
999	Perfil H / Perfil H/profile h
F58808-S/D	Ferragem
2126	Puxadores
2558	Corrediças

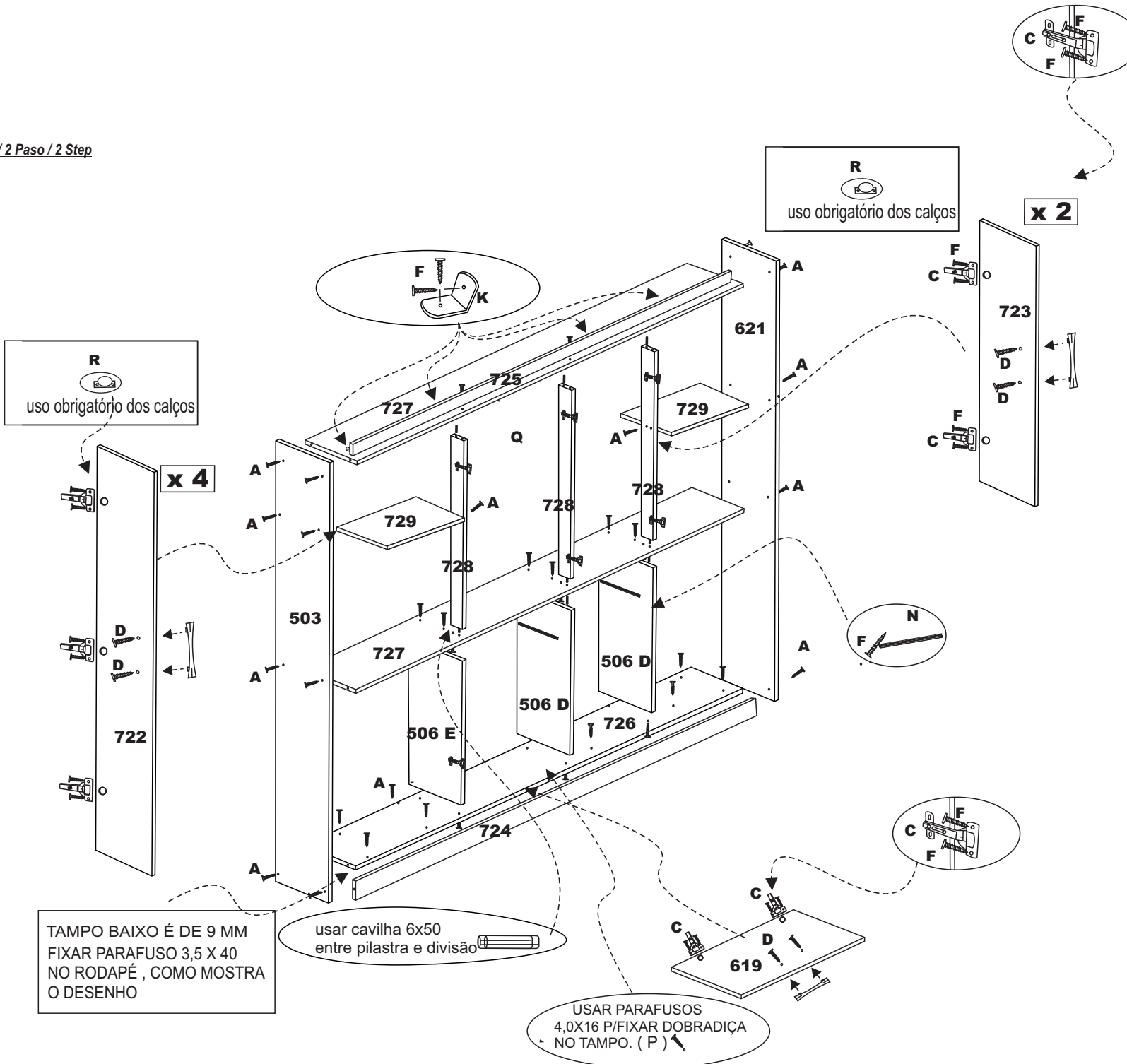


Ferramentas necessárias (Não fornecidas)  
Tools Required (Not Provided)  
Herramientas necesarias (no incluidas)



Martelo Chave Philips Chave Fenda Trena Parafusadeira

2º Passo / 2 Paso / 2 Step



**R**  
uso obrigatório dos calços

**R**  
uso obrigatório dos calços

**x 2**

**x 4**

TAMPO BAIXO É DE 9 MM  
FIXAR PARAFUSO 3,5 X 40  
NO RODAPÉ , COMO MOSTRA  
O DESENHO

usar cavilha 6x50  
entre pilastra e divisão

USAR PARAFUSOS  
4,0X16 P/FIXAR DOBRADIÇA  
NO TAMPO. ( P )

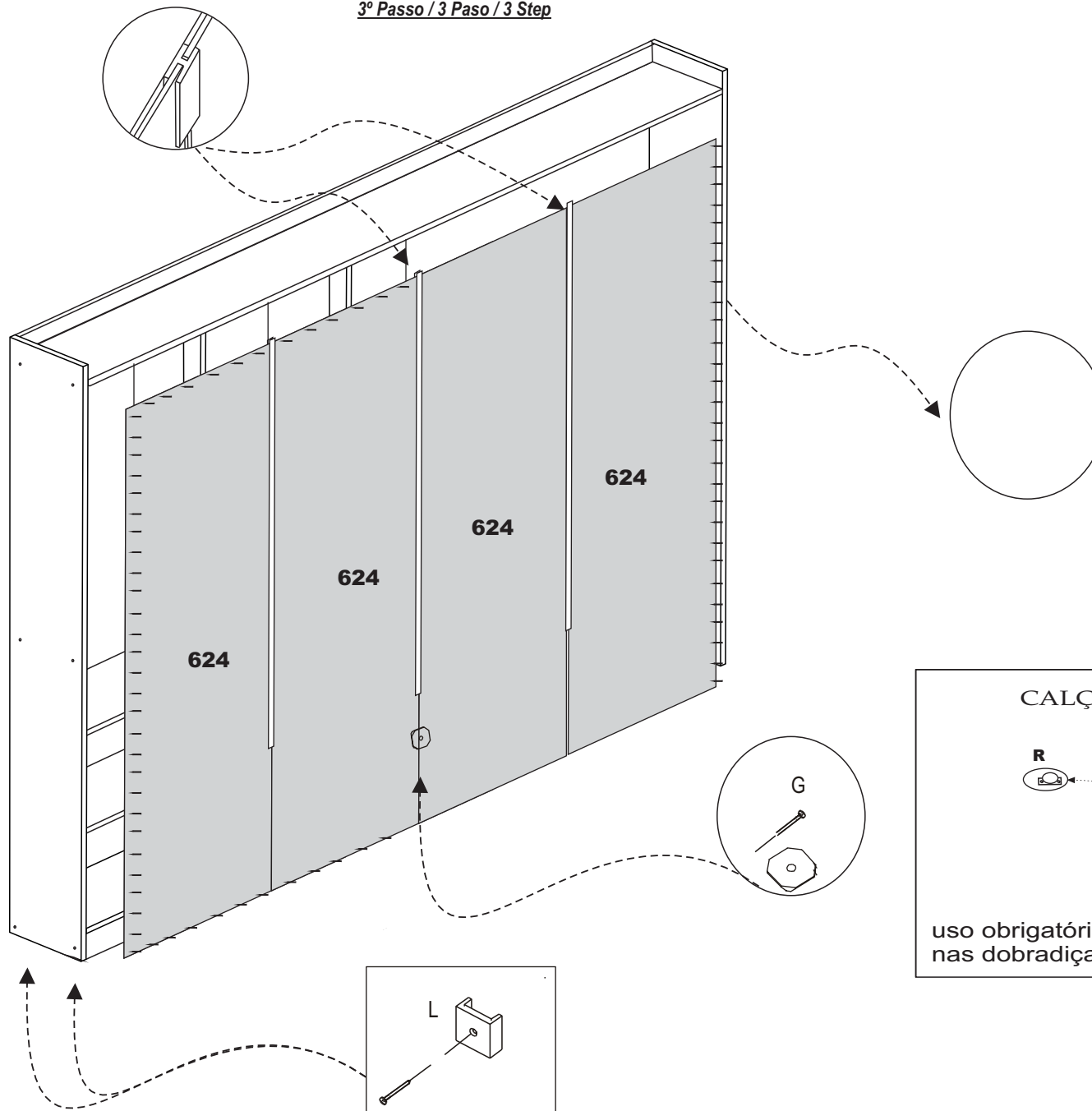
**C**  
**F**

**F**  
**N**

**F**  
**K**

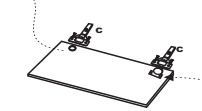
**C**  
**F**

**3º Passo / 3 Paso / 3 Step**



**CALÇO PARA DOBRADIÇAS**

**R**



CALÇO PARA DOBRADIÇAS

**R**

uso obrigatório dos calços nas dobradiças