


DIMENSÕES DO PRODUTO / PRODUCT DIMENSIONS / DIMENSIONS PRODUCT - WxDxH / LxDxA - 890 X 47 X 2000MM

PEÇAS NUMERADAS / NUMBERED PARTS /
PIEZAS NUMERADAS
EX: 1915X-X 10 (peça/ piece/ pieza number)

ATENÇÃO/ ATENCION/ ATTENTION
ESTE PRODUTO NÃO PODE SER ARRASTADO.
THIS PRODUCT MUSTNOT BE DRAGGED.
ESTE PRODUCTO NO SE PUEDE ARRASTRAR.

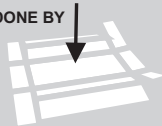
Ferramentas necessárias / Necessary tools / Herramientas Necesarias
(não fornecidas) (not provided) (No proporcionadas)



MONTAR O PRODUTO SOBRE A EMBALAGEM,
EVITANDO DANOS NA PINTURA.
ACONSELHAMOS QUE A MONTAGEM DO PRODUTO
SEJA POR UM PROFISSIONAL.

SETUP THE PRODUCT ON TOP OF THE PACKAGING, AVOIDING
DAMAGE TO THE PAINT.
WE RECOMMEND THAT THE INSTALLATION IS DONE BY
A PROFESSIONAL.

MONTAR EL PRODUCTO EN EL PAQUETE,
EVITAR LESIONES EN PINTURA.
AVISAMOS QUE EL MONTAJE DEL PRODUCTO
SEA UN PROFESIONAL.



ATENÇÃO / ATTENTION / ATENCION

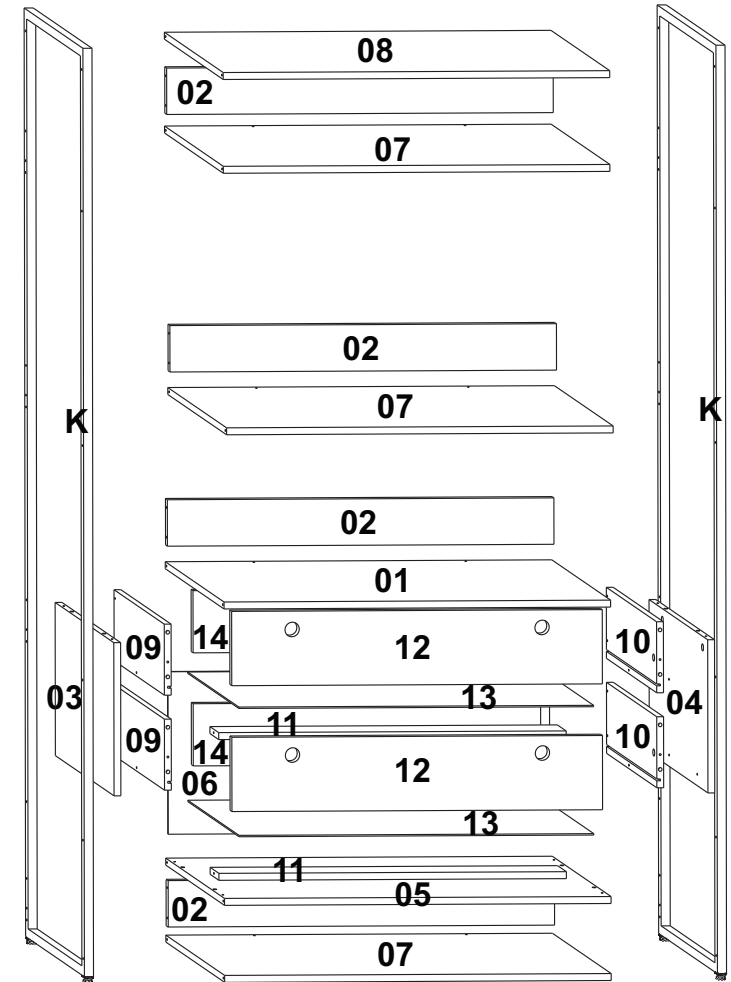
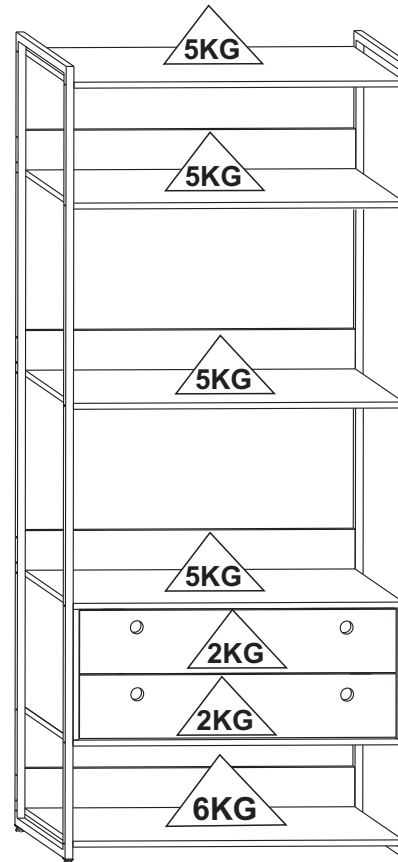
Nunca utilizar óleos, lustra móveis, produtos abrasivos, saponáceos, esponja de aço e outros.

Never use oils, furniture polish, abrasive products, soaps, steel sponge and others.

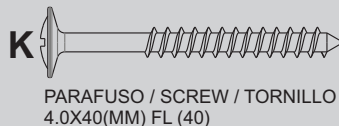
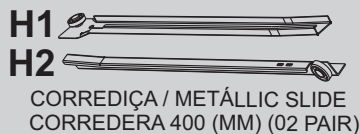
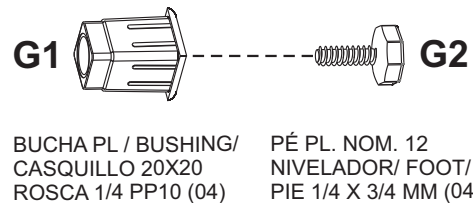
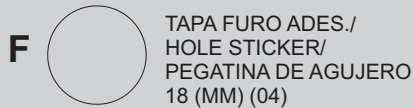
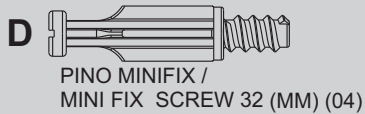
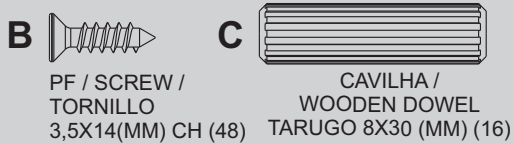
Nunca use aceites, pulimentos, abrasivos, jabones, esponja de acero y otros.

CUIDADOS ESPECIAIS/ SPECIAL CARE/ CUIDADOS ESPECIALES

- Evitar expor o móvel ao sol, e em lugares úmidos.
- Limpar com flanela seca ou com pano levemente umedecido em água.
- Avoid exposing the furniture to the sun, and in damp places.
- Clean with dry flannel or lightly cloth moistened with water.
- Evite exponer los muebles al sol y en lugares húmedos.
- Limpiar con flanela seca o un paño ligero, humedecido con agua.



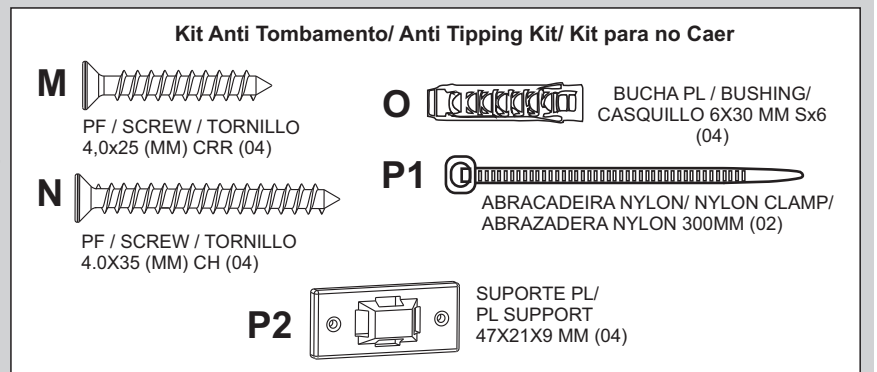
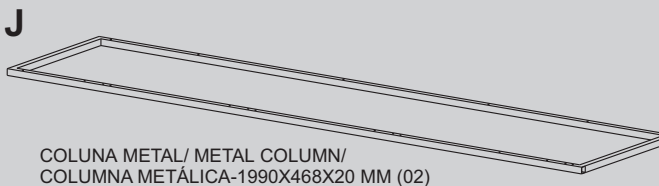
**MEDIDA UTILIZADA EM MM /
UNIT MEASURE USED IS MILLIMETERS (MM)**



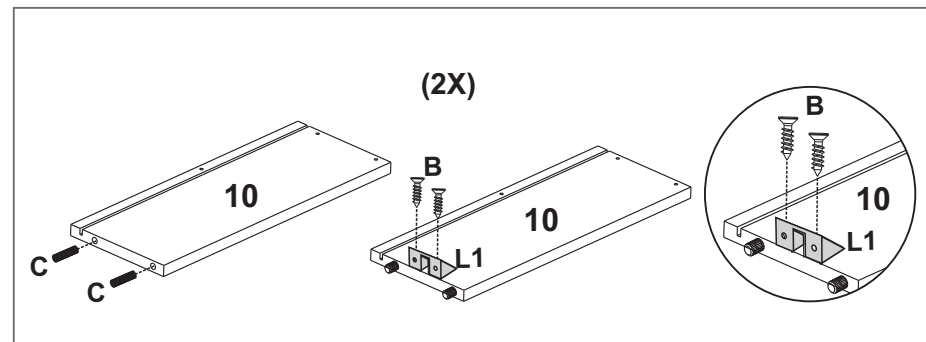
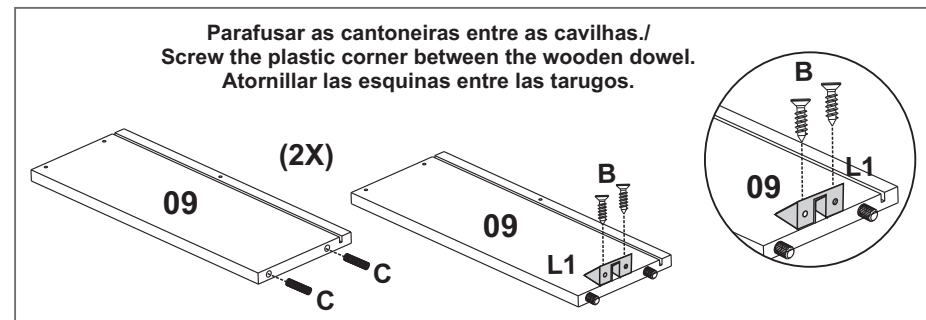
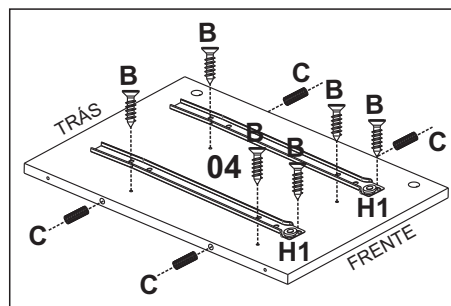
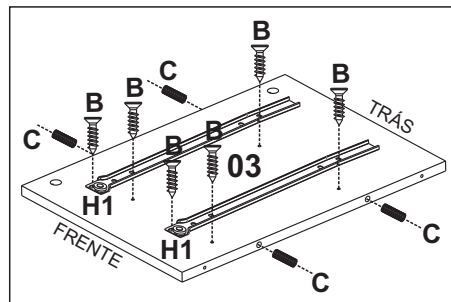
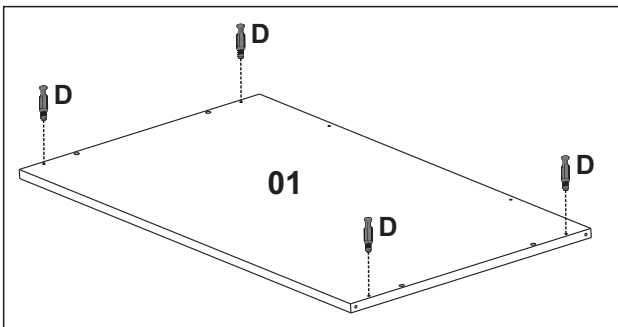
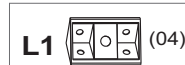
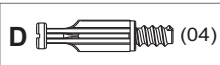

ITEM		DESCRIÇÃO DA PEÇAS / DESCRIPTION OF PARTS / UNIT MEASURE USED IS MILLIMETERS (MM)				CORES/ COLORS/ COLORES		
COD. CODE	Nº	NOME/ NAME/ NOMBRE	MEDIDAS / MEASURES (MM)	TIPO TYPE	QUANT AMOUNT CANTIDAD	OFF WHITE	PRETO BACK NEGRO	PINUS
17305	1	TAMPO/ TOP	850X468X15	MDP	1	01/06	01/07	01/11
17306	2	REFORÇO TRÁS/ BACK REINFORCEMENT/ REFUERZO TRASEIRO	850X100X15	MDP	4	02/06	02/07	02/11
17307	3	LATERAL ESQUERDA/ LEFT SIDE/ LADO IZQUIERDO	467X300X15	MDP	1	03/06	03/07	03/11
17308	4	LATERAL DIREITA/ RIGHT SIDE/ LADO DERECHO	467X300X15	MDP	1	04/06	04/07	04/11
17309	5	BASE	850X468X15	MDP	1	05/06	05/07	05/11
17310	6	FUNDO TRÁS / BACK/ FONDO TRASERO	839X360X3	MDP	1	06/06	06/07	06/11
17311	7	PRATELEIRA CENT./INF/ SHELF/ ESTANTE	850X468X15	MDP	3	07/06	07/07	07/11
17312	8	PRATELEIRA SUPERIOR/ HIGHER SHELF/ ESTANTE SUPERIOR	850X468X15	MDP	1	08/06	08/07	08/11
17313	9	LAT. GAV ESQ/ LEFT DRAWER SIDE/ LADO CÁJON IZQUIERDO	400X142X15	MDP	2	09/06	09/07	09/11
17314	10	LAT. GAV DIR/ RIGHT DRAWER SIDE/ LADO CÁJON DERECHO	400X142X15	MDP	2	10/06	10/07	10/11
17315	11	REFORCO GAV./ REINFORCEMENT DRAWER/ REFUERZO CÁJON	764X80X15	MDP	2	11/06	11/07	11/11
17316	12	FRENTE GAVETA/ DRAWER FRONT / FRENTE DE CÁJON	815X160X15	MDF	2	12/06	12/07	12/11
17317	13	FUNDO GAV. / DRAWER BACKGROUND/ FONDO CÁJON	780X408X3	MDP	2	13/06	13/07	13/11
17318	14	CONT. FRENT. GAV./AGAINST DRAWER FRONT/ CONTRA FRENTE DEL CAJÓN	764X123X15	MDP	2	14/06	14/07	14/11
438	A	PF. / Screw / Tornillo 4,0x40 (MM) CH			24			
986	B	PF./ Screw/ Tornillo 3,5x14 (MM) CRR			48			
137	C	Cavilha / Wooden Dowel / Tarugo 8x30 (MM)			16			
532	D	Pino Minifix /Minifix Screw 32 (MM)			04			
508	E	Tambor Minifix / Minifix Round Nut 15 (MM)			04			
13877						GELO		
13363					04		PRETO	
13897	F	Tapa F. Ades./Holer Sticker/Pegatina de Agugero 18 mm						NAT. W
17450	G1	Bucha PL/ Bushing/ Casquillo 20X20 ROSCA 1/4 PP10			04			
17449	G2	PÉ PL. NOM. 12 NIVELADOR/ FOOT/ PIE 1/4 X 3/4MM			04			
140	H	Corrediça./Metallic Slid/ Corredera 400 (MM) (02 Pair)			02 (PAR)			
248	I	Prego / Nail / Clavo 8x8 (MM)			25			
17362	J	COLUNA METALÃO/METAL COLUMN/COLUMNA METÁLICA-1990X468X20 MM			02	OURO	OURO	PRETO
17639								PRETO
439	K	PF. / Screw / Tornillo 4,0x40 (MM) FL			40	OURO	OURO	
10006								BRANCA
15175	L1/L2	Cantoneira PL/Plast. corner with lid / Esquina PL. 20X20X42 (MM)			04	CINZA	CINZA	

Dispositivo Anti Tombamento PL/ Anti Tipping Kit/ Kit Para no cair

434	M	Parafuso/ Screw/ Tornillo 4,0x25 CH			04			
437	N	Parafuso/ Screw/ Tornillo 4,0x35 CH			04			
16537	O	Bucha PL/ Bushing/ Casquillo 6x30 MM Sx6			04			
16438	P1	Abraçadeira Nylon/ Nylon Clamp/ Abraçadeira Nylon300 (MM)			02			
	P2	Suport Pl./ Plástico Suport/ Suporte Plástico 47X21X9 (MM)			02			
		Certif. de Garant./ Warranty Certif.			01			

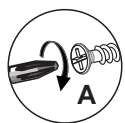


PREPARAÇÃO DE PEÇAS/ PARTS PREPARATION / PREPARACION DE PIEZAS

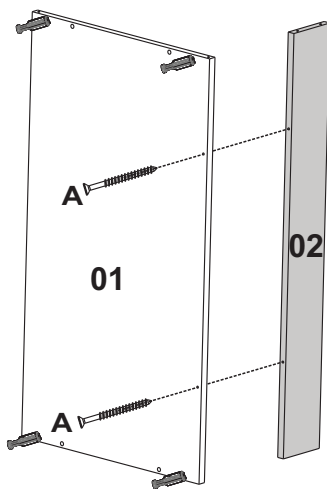
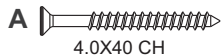


1

Obs: As peças pintadas nos passos são apenas ilustrativas.
The parts painted in the steps are illustrative only.
Las partes pintadas en los pasos son solo ilustrativas.



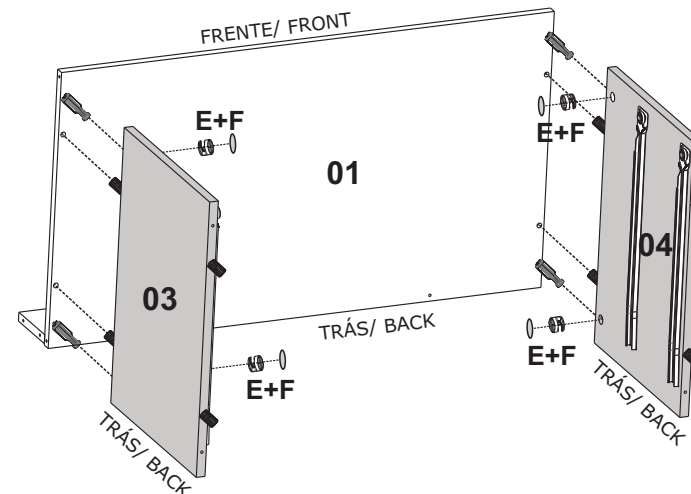
A=02



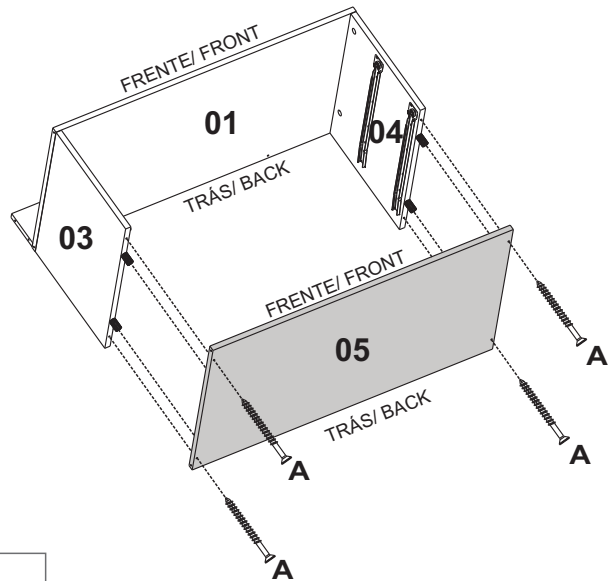
2



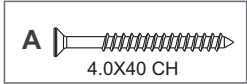
E=04
F=04



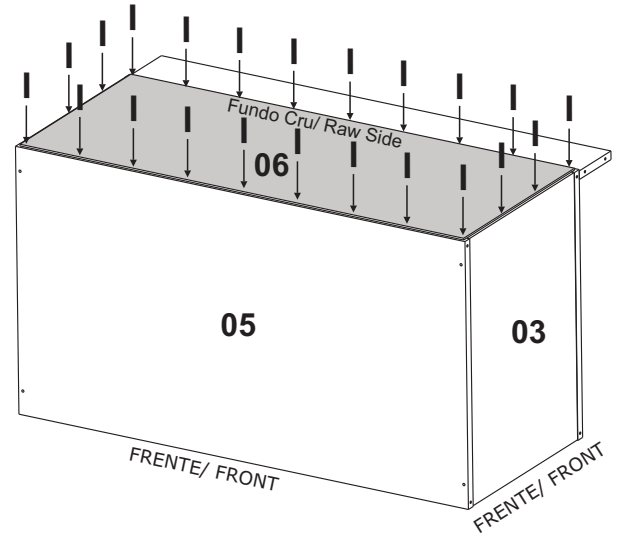
3




A=04



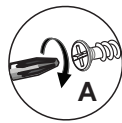
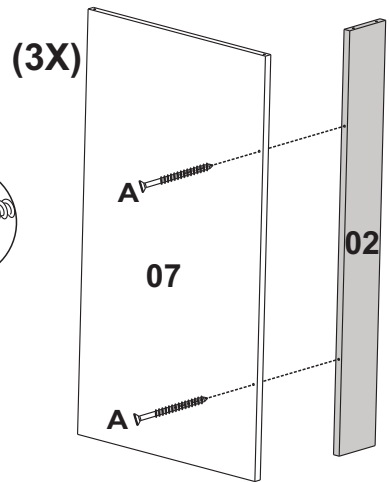
4



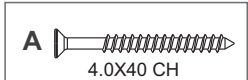
I=25



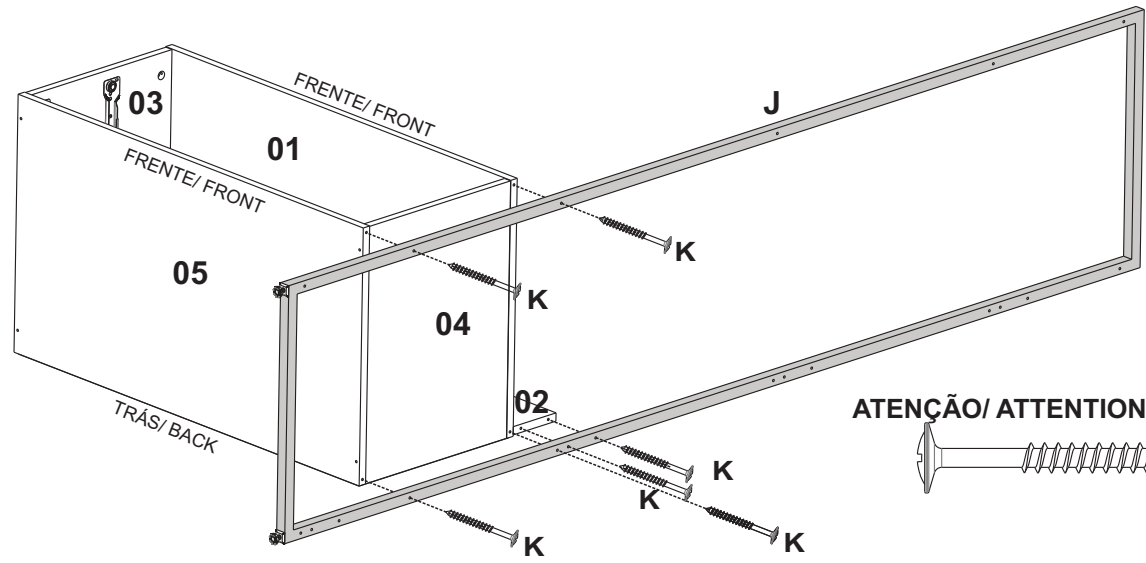
5



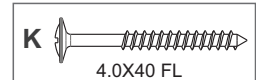
A=06



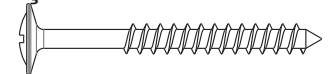
6



K=06
J=01

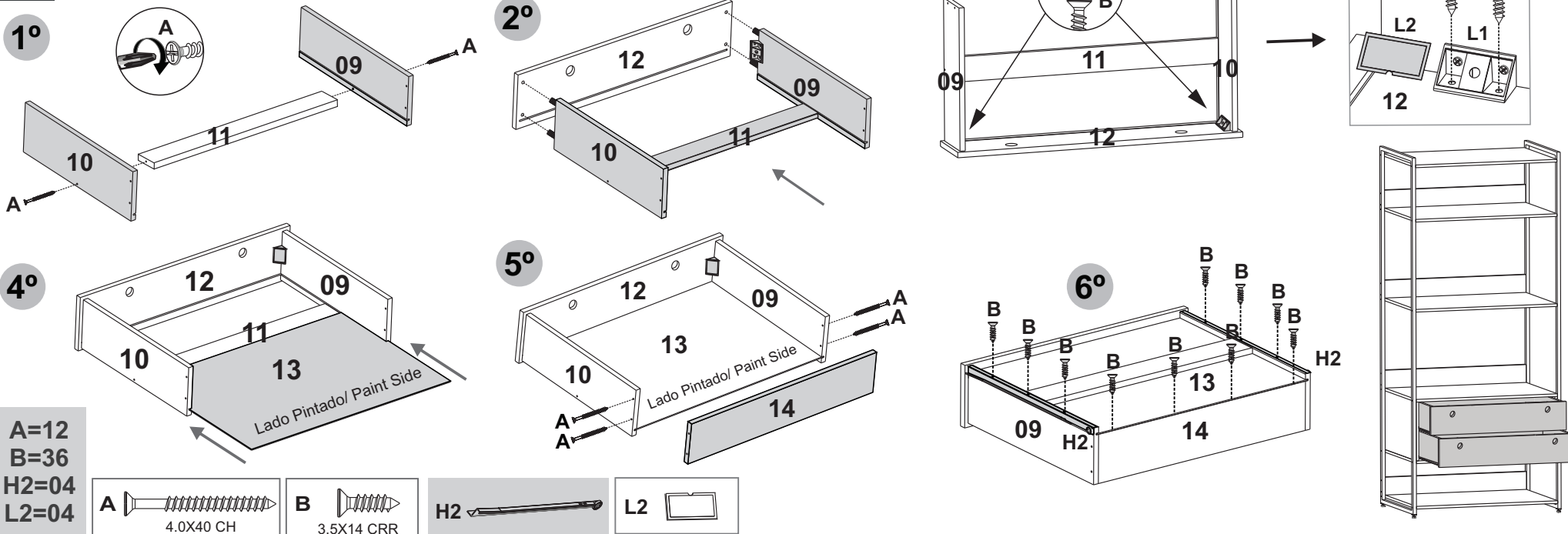


ATENÇÃO/ ATTENTION/ ATENCIÓN



11

MONTAGEM GAVETA / ASSEMBLY OF THE DRAWER / MONTAJE LE CÁJON


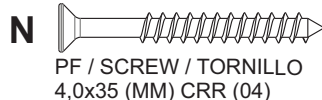
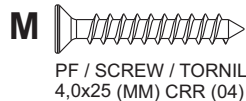


CUIDADO/
CAUTION/
PRECAUCIÓN



SE TIVER CRIANÇA, ACONSELHAMOS COLOCAR O KIT TOMBAMENTO, EVITANDO ACIDENTES.
IF YOU HAVE A CHILD, WE RECOMMEND PUTTING THE TIPPING KIT, AVOIDING ACCIDENTS.
SI TIENE UN HIJO, ACONSEJAMOS PONER EL KIT TIPPING, EVITANDO ACCIDENTES.

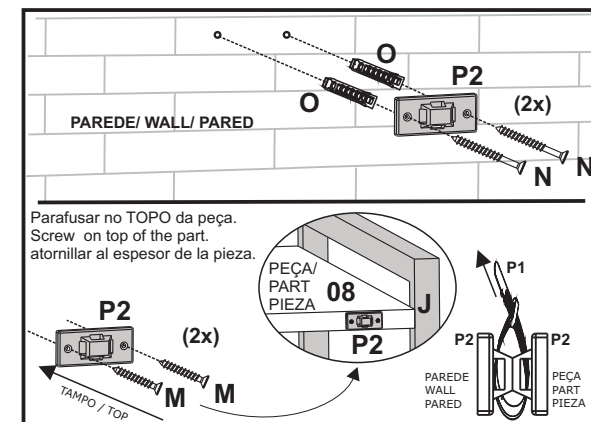
Kit Anti Tombamento/ Anti Tipping Kit/ Kit para no Caer



NOTA / NOTE

Não nos responsabilizamos por acidentes, se a instalação do móvel não estiver com os procedimentos deste Manual e não for realizado por pessoa habilitada.
We are not responsible for accidents if the installation of the furniture is not in accordance with the procedures in this Manual and is not carried out by a qualified person.
No nos hacemos responsables de accidentes si la instalación de los muebles no se realiza de acuerdo con los procedimientos de este Manual y no es realizada por una persona calificada.

ATENÇÃO/ ATTENTION / ATENCION




DIMENSÕES DO PRODUTO / PRODUCT DIMENSIONS / DIMENSIONS PRODUCT - WxDxH / LxDxA - 542 X 470 X 2000 MM

ATENÇÃO/ ATENCION/ ATTENTION

ESTE PRODUTO NÃO PODE SER ARRASTADO.
THIS PRODUCT MUSTNOT BE DRAGGED.
ESTE PRODUCTO NO SE PUEDE ARRASTRAR.

PEÇAS NUMERADAS/ NUMBERED PARTS/
PIEZAS NUMERADAS
EX: 1915X-X 10 (peça/ piece/ pieza number)

Ferramentas necessárias / Necessary tools / Herramientas Necesarias
(não fornecidas) (not provided) (No proporcionadas)



MONTAR O PRODUTO SOBRE A EMBALAGEM,
EVITANDO DANOS NA PINTURA.
ACONSELHAMOS QUE A MONTAGEM DO PRODUTO
SEJA POR UM PROFISSIONAL.

SETUP THE PRODUCT ON TOP OF THE PACKAGING, AVOIDING
DAMAGE TO THE PAINT.
WE RECOMMEND THAT THE INSTALLATION IS DONE BY
A PROFESSIONAL.

MONTAR EL PRODUCTO EN EL PAQUETE,
EVITAR LESIONES EN PINTURA.
AVISAMOS QUE EL MONTAJE DEL PRODUCTO
SEA UN PROFESIONAL.



ATENÇÃO / ATTENTION / ATENCION

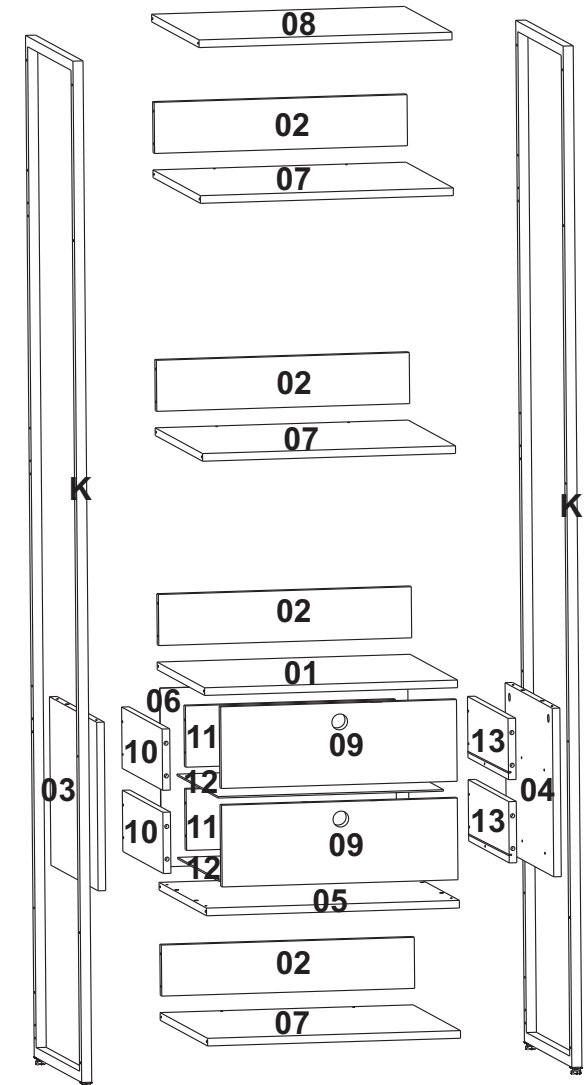
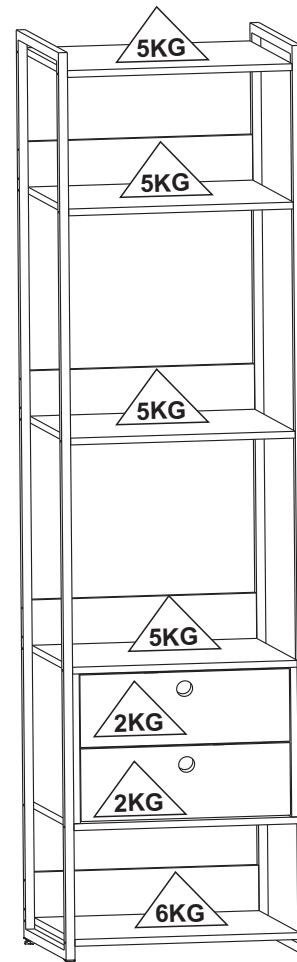
Nunca utilizar óleos, lustra móveis, produtos abrasivos, saponáceos, esponja de aço e outros.

Never use oils, furniture polish, abrasive products, soaps, steel sponge and others.


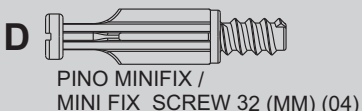
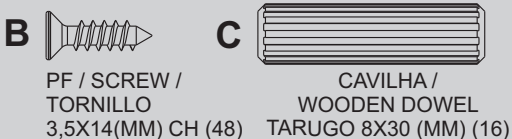
Nunca use aceites, pulimentos, abrasivos, jabones, esponja de acero y otros.

CUIDADOS ESPECIAIS/ SPECIAL CARE/ CUIDADOS ESPECIALES

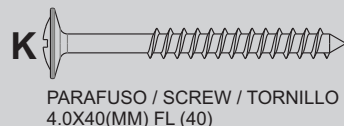
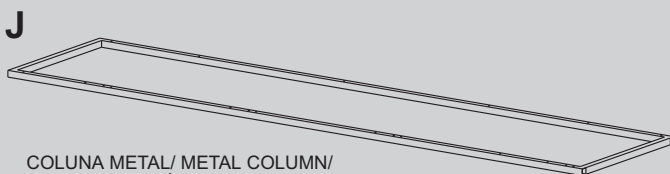
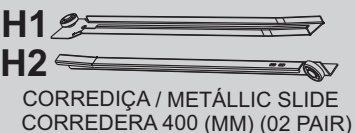
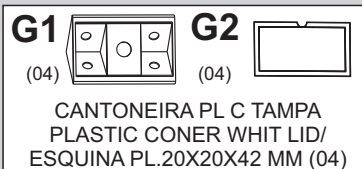
- Evitar expor o móvel ao sol, e em lugares úmidos.
- Limpar com flanela seca ou com pano levemente umedecido em água.
- Avoid exposing the furniture to the sun, and in damp places.
- Clean with dry flannel or lightly cloth moistened with water.
- Evite exponer los muebles al sol y en lugares húmedos.
- Limpiar con flanela seca o un paño ligero, humedecido con agua.



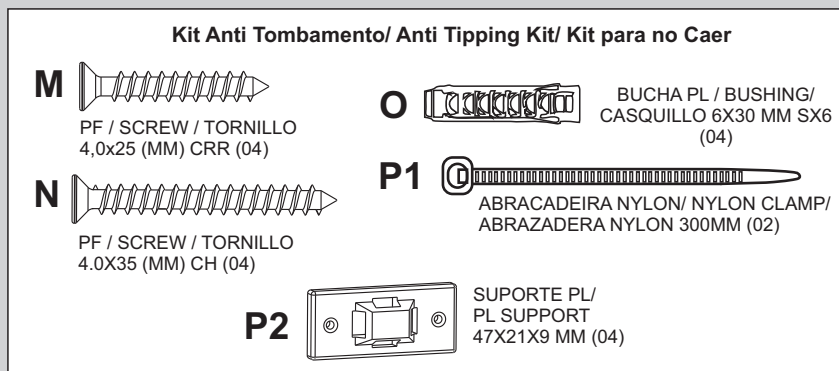
**MEDIDA UTILIZADA EM MM /
UNIT MEASURE USED IS MILLIMETERS (MM)**



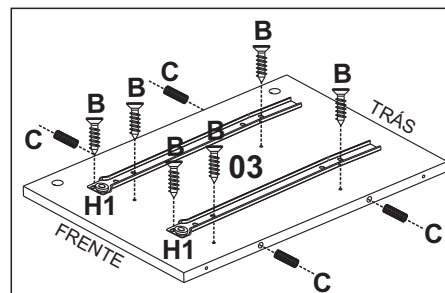
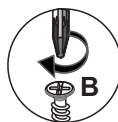
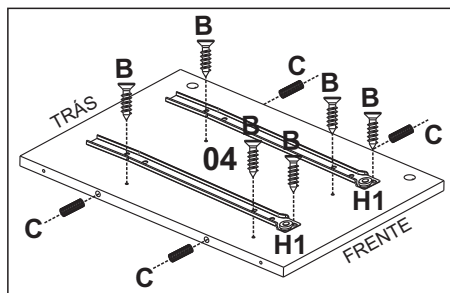
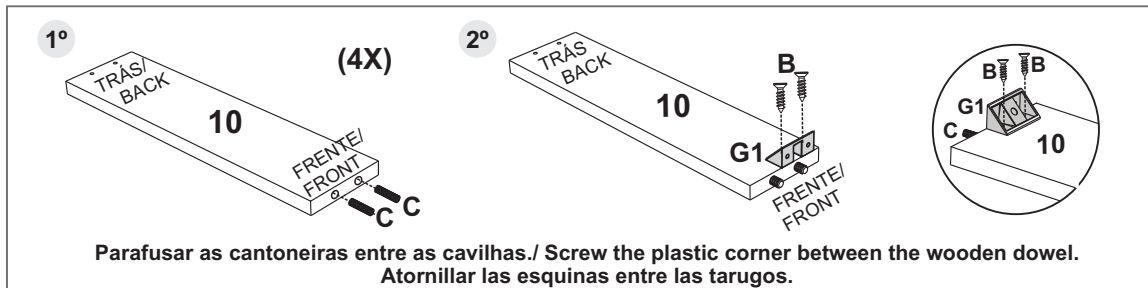
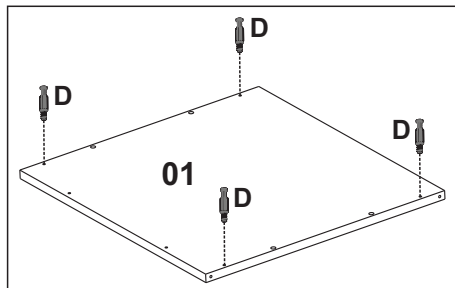
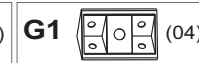
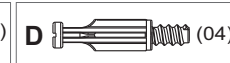

BUCHA PL / BUSHING/
CASQUILLO 20X20
ROSCA 1/4 PP10 (04) **PÉ PL. NOM. 12
NIVELADOR/ FOOT/
PIE 1/4 X 3/4 MM (04)**



ITEM		DESCRIÇÃO DA PEÇAS / DESCRIPTION OF PARTS / UNIT MEASURE USED IS MILLIMETERS (MM)					CORES/ COLORS/ COLORES		
COD. CODE	Nº	NOME/NAME/NOMBRE	MEDIDAS / MEASURES (MM)	TIPO TYPE	QUANT AMOUNT CANTIDAD	OFF WHITE	PRETO BLACK NEGRO	PINUS	
17216	1	TAMPO/ TOP	502X468X15	MDP	1	01/06	01/07	01/11	
17217	2	REFORÇO TRAS/ BACK REINFORCEMENT	502X100X15	MDP	4	02/06	02/07	02/11	
17218	3	LATERAL ESQUERDA/ LEFT SIDE/ LADO IZQUIERDO	330X467X15	MDP	1	03/06	03/07	03/11	
17219	4	LATERAL DIREITA/ RIGHT SIDE/ LADO DERECHO	330X467X15	MDP	1	04/06	04/07	04/11	
17220	5	BASE	502X468X15	MDP	1	05/06	05/07	05/11	
17221	6	FUNDO TRÁS/ BACK/ FONDO TRASERO	492X350X03	MDF	1	06/06	06/07	06/11	
17222	7	PRATELEIRA CENT/INF/ CENTRAL BOTTOON SHELF/ ESTANTE	502X468X15	MDP	3	07/06	07/07	07/11	
17223	8	PRATELEIRA SUPERIOR/ HIGHER SHELF/ ESTANTE SUPERIOR	502X468X15	MDP	1	08/06	08/07	08/11	
17224	9	FRENTE GAVETA/ DRAWER FRONT/ FRENTE DE CÁJON	468X160X15	MDF	2	09/06	09/07	09/11	
17225	10	LATERAL GAV ESQUERDA/ LEFT DRAWER SIDE/ LADO IZQ. CÁJON	400X142X15	MDP	2	10/06	10/07	10/11	
17226	11	CONTRA FRENTE/ AGAINST DRAWER FRONT/ CONTRA FRENTE DEL CÁJON	417X123X15	MDP	2	11/06	11/07	11/11	
17227	12	FUNDO GAVETA/ DRAWER BACKGROUND/ FONDO CÁJON	432X408X3	MDF	2	12/06	12/07	12/11	
17680	13	LATERAL GAVETA DIREITA/ RIGHT DRAWER SIDE/ LADO DERECHO CÁJON	400X142X15	MDP	2	13/06	13/07	13/11	
438	A	PF. / Screw / Tornillo 4,0x40 (MM) CH			20				
986	B	PF./ Screw / Tornillo 3,5x14 (MM) CRR			48				
137	C	Cavilha / Wooden Dowel / Tarugo 8x30 (MM)			16				
532	D	Pino Minifix /Minifix Screw 32 (MM)			04				
508	E	Tambor Minifix / Minifix Round Nut 15 (MM)			04				
17450	F1	Bucha PL/ Bushing/ Casquillo 20X20 ROSCA 1/4 PP10			04	PRETO	PRETO	PRETO	
17449	F2	PÉ PL. NOM. 12 NIVELADOR/ FOOT/ PIE 1/4 X 3/4MM			04	PRETO	PRETO	PRETO	
10006	G1/G2	Cantoneira PL/Plast. corner with lid / Esquina PL. 20X20X42 (MM)			04			BRANCA	
15175								CINZA	CINZA
140	H	Corred./Metallic Slid/ Corredeira 400 (MM) (02 Pair)			02 (PAR)				
248	I	Prego / Nail / Clavo 8x8 (MM)			20				
17362	J	COLUNA METALÃO/METAL COLUMN/COLUMN METÁLLICA-1990X468X20 MM			02	OURO	OURO	PRETO	
439	K	PF. / Screw / Tornillo 4,0x40 (MM) FL			40			OURO	
17639								PRETO	
Dispositivo Anti Tombamento PL/ Anti Tipping Kit/ Kit Para no cair									
434	M	Parafuso/ Screw/ Tornillo 4,0x25 CH			04				
437	N	Parafuso/ Screw/ Tornillo 4,0x35 CH			04				
16537	O	Bucha PL/ Bushing/ Casquillo 6x30 MM Sx6			04				
16438	P1	Abraçadeira Nylon/ Nylon Clamp/ Abrazadeira Nylon300 (MM)			02				
	P2	Suport Pl./ Plástic Suport/ Suporte Plástico 47X21X9 (MM)			02				
		Certif. de Garant./ Warranty Certif.			01				

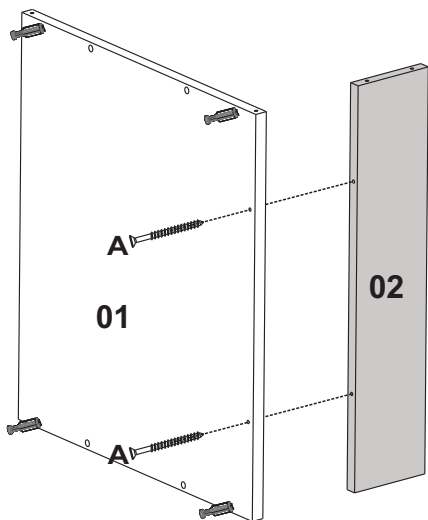
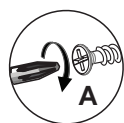


PREPARAÇÃO DE PEÇAS/ PARTS PREPARATION / PREPARACION DE PIEZAS




1

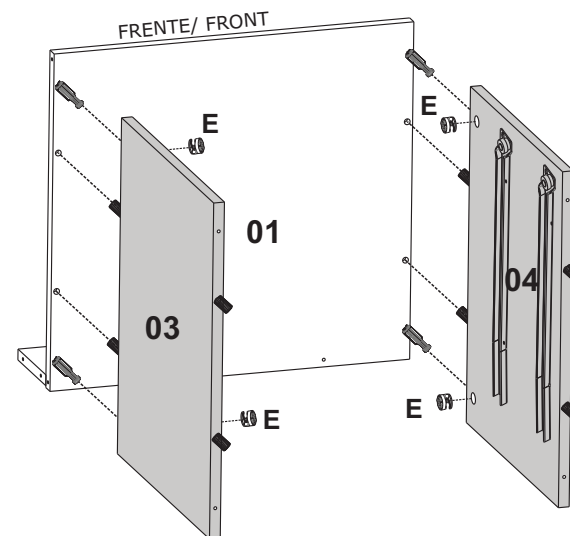
Obs: As peças pintadas nos passos são apenas ilustrativas.
The parts painted in the steps are illustrative only.
Las partes pintadas en los pasos son solo ilustrativas.



A=02



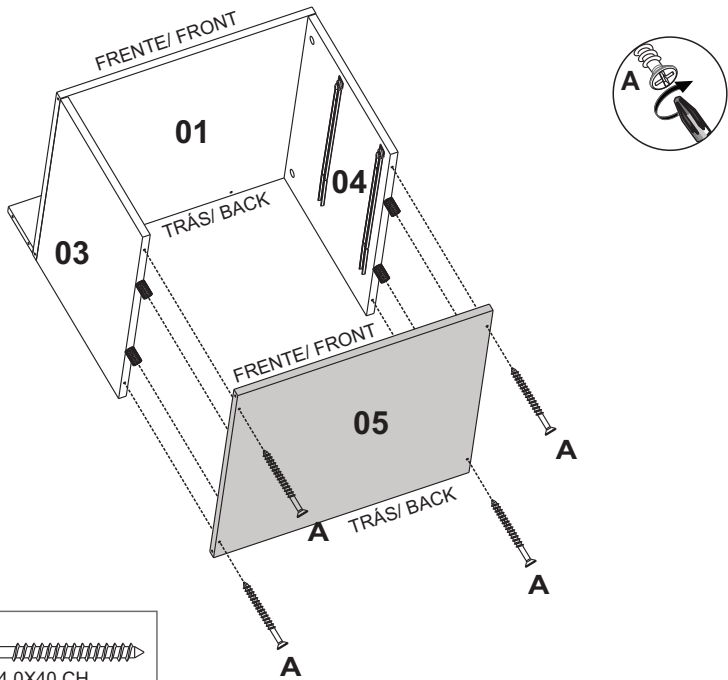
2



E=04



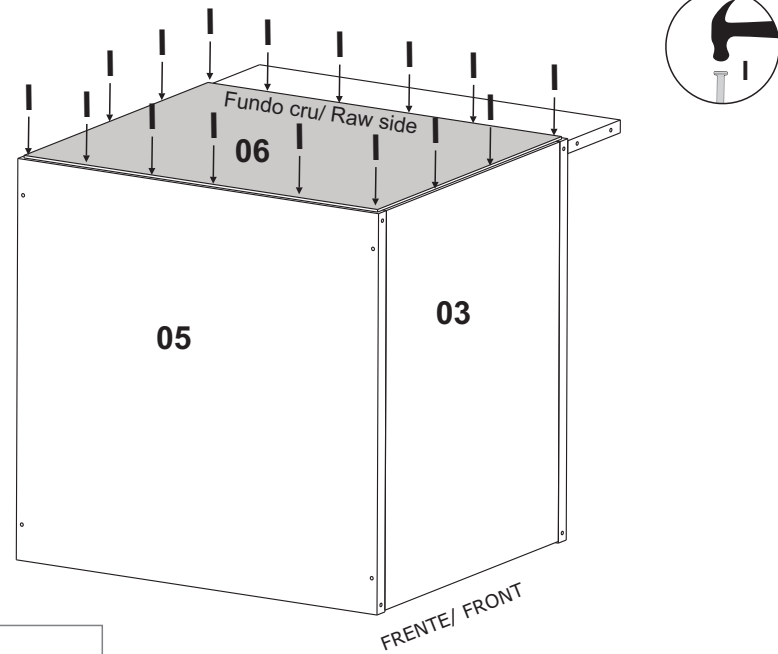
3



A=04

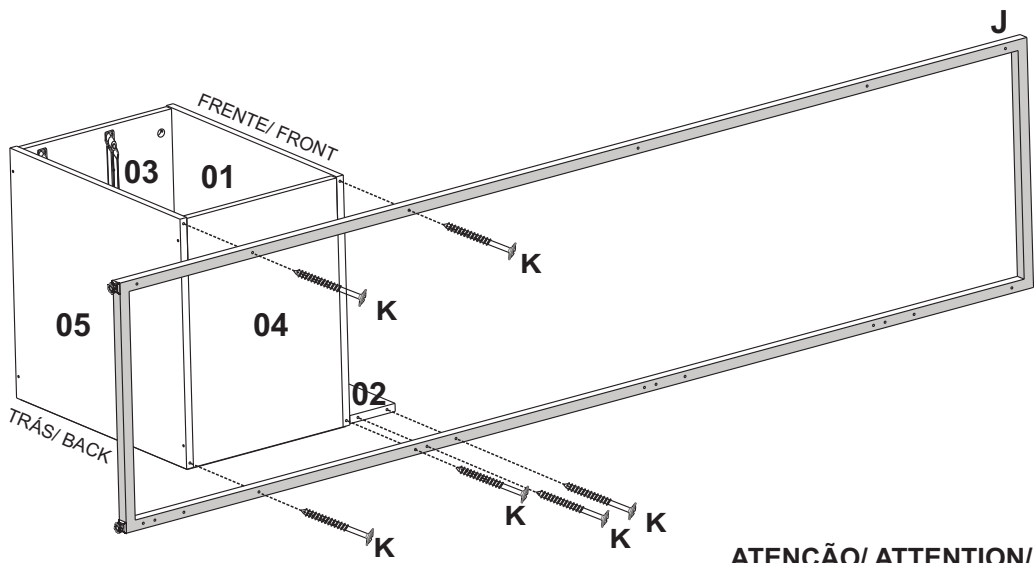
4.0X40 CH

4



I=20

5

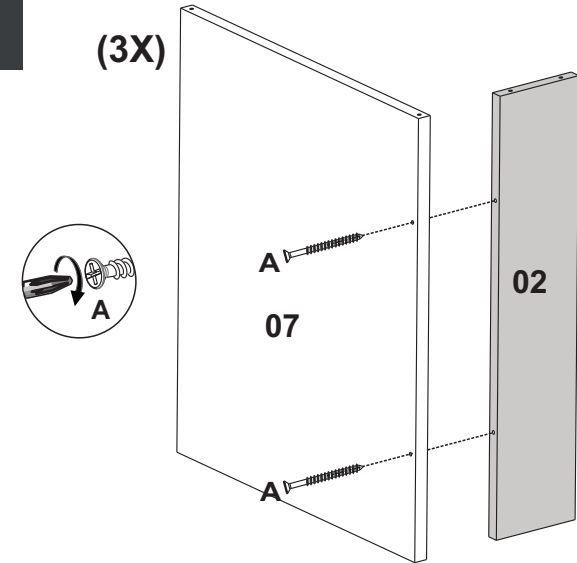


K=06
J=01

4.0X40 FL

ATENÇÃO/ ATTENTION/ ATENCIÓN

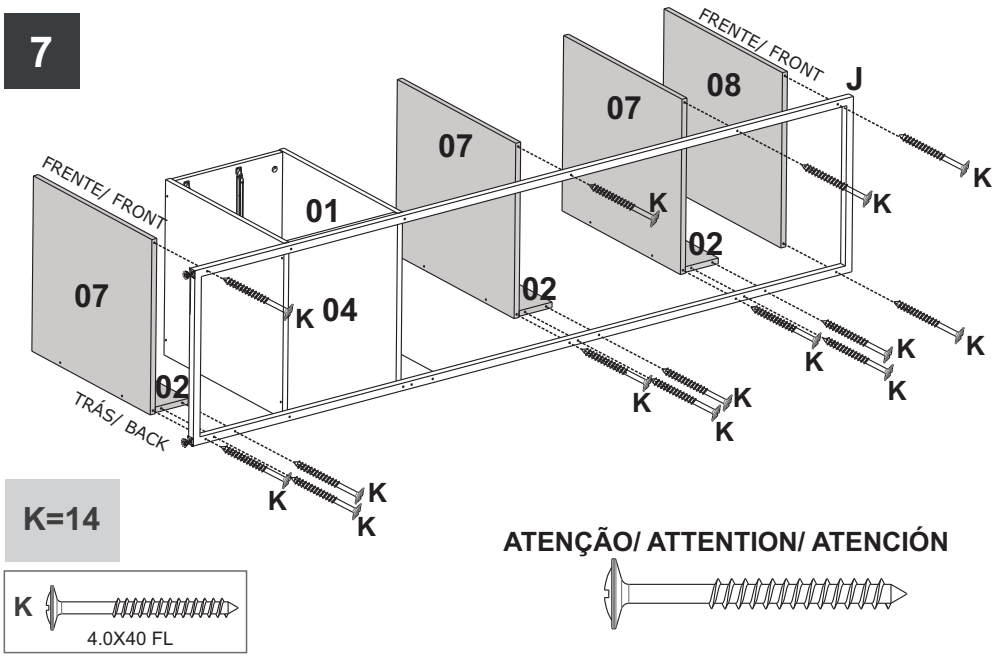
6



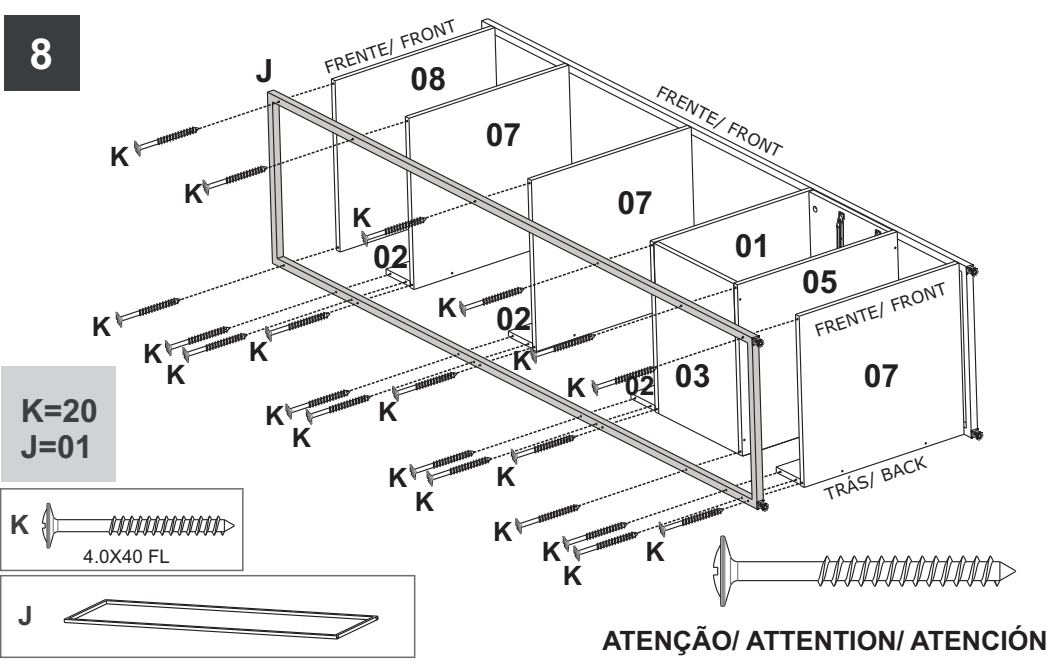
A=06

4.0X40 CH


7



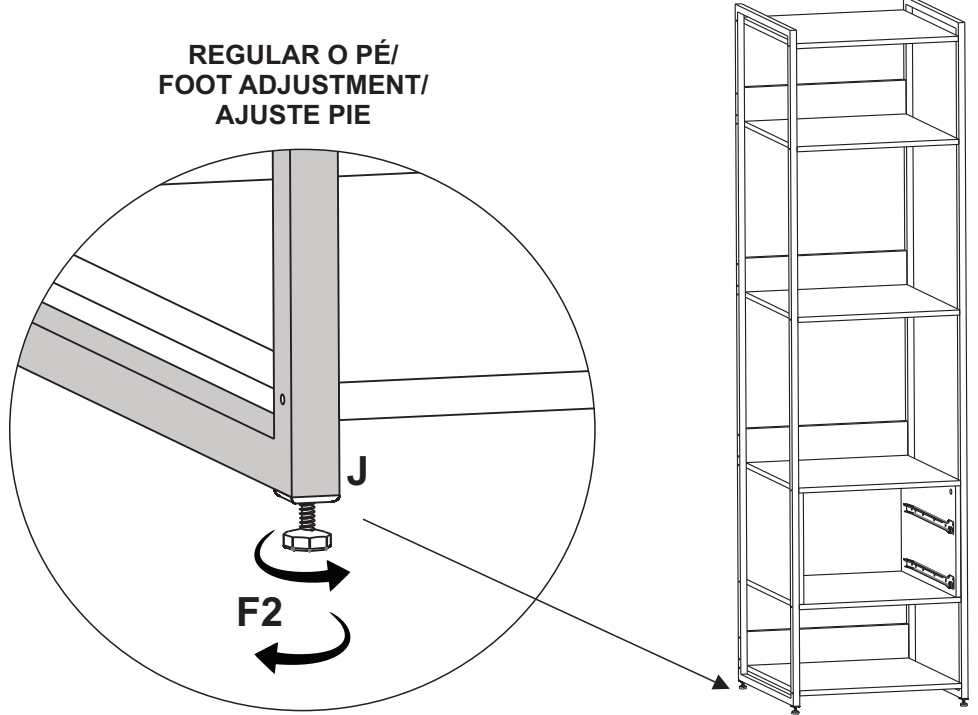
8

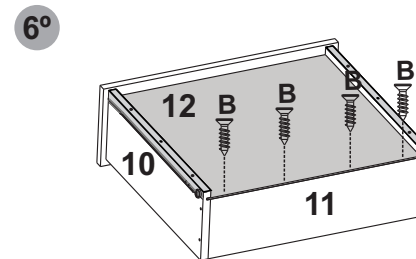
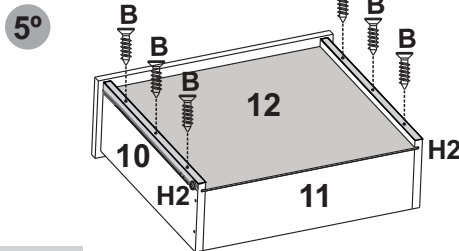
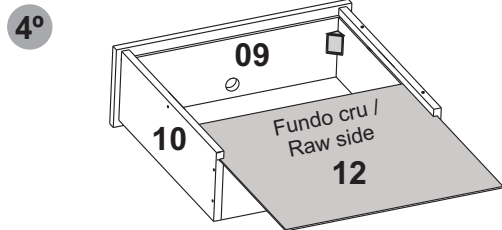
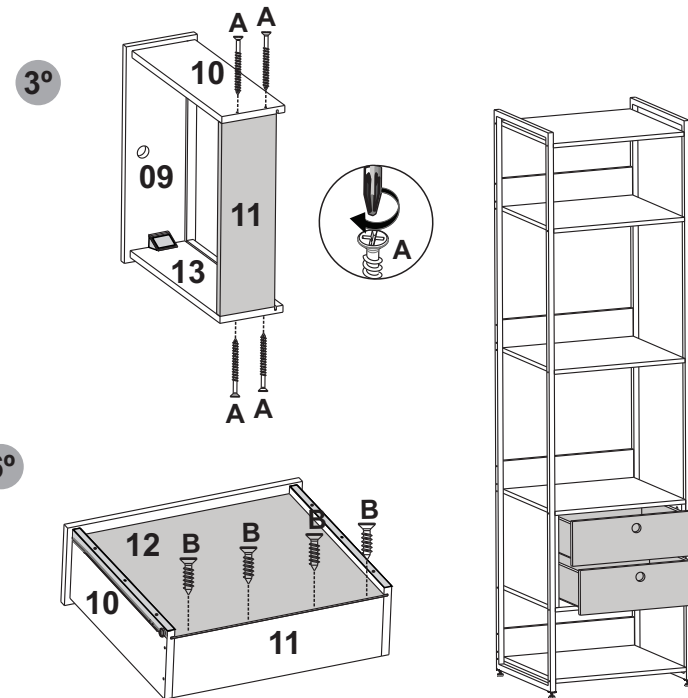
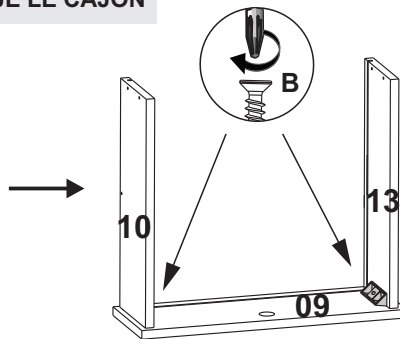
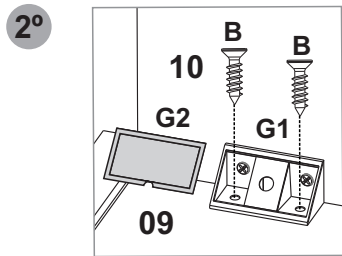
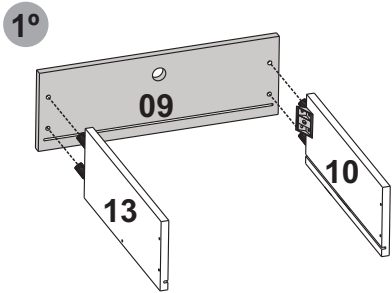


9


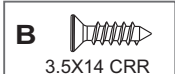
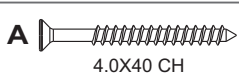


10




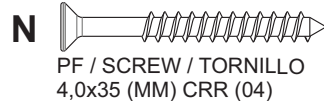
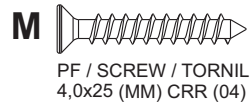


A=08
B=28
G2=04
H2=04

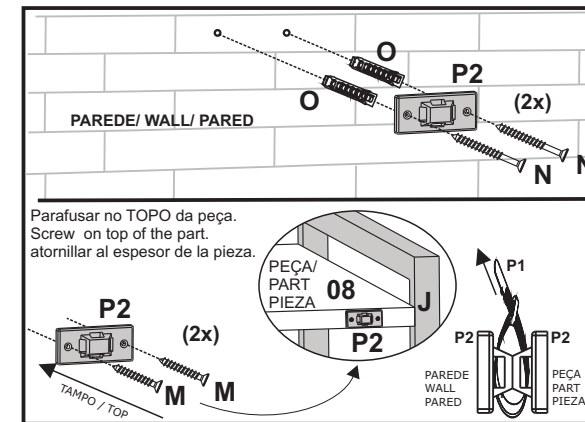


SE TIVER CRIANÇA, ACONSELHAMOS COLOCAR O KIT TOMBAMENTO, EVITANDO ACIDENTES.
IF YOU HAVE A CHILD, WE RECOMMEND PUTTING THE TIPPING KIT, AVOIDING ACCIDENTS.
SI TIENE UN HIJO, ACONSEJAMOS PONER EL KIT TIPPING, EVITANDO ACCIDENTES.

Kit Anti Tombamento/ Anti Tipping Kit/ Kit para no Caer



ATENÇÃO/ ATTENTION / ATENCION



NOTA / NOTE

Não nos responsabilizamos por acidentes, se a instalação do móvel não estiver com os procedimentos deste Manual e não for realizado por pessoa habilitada. We are not responsible for accidents if the installation of the furniture is not in accordance with the procedures in this Manual and is not carried out by a qualified person. No nos hacemos responsables de accidentes si la instalación de los muebles no se realiza de acuerdo con los procedimientos de este Manual y no es realizada por una persona calificada.

Agora que você já comprou o seu móvel, ele merece ser montado do jeito certo.

Erros de montagem causam mais de **60%** dos danos em móveis.

Por que contratar?

Tranquilidade do **início ao fim** da montagem



PROFISSIONAIS QUALIFICADOS

Especialistas certificados na **MadeiraMadeira Serviços**.



FERRAMENTAS PROFISSIONAIS

que **protegem** seus móveis.



AGENDAMENTO EM 24 HORAS

escolha a data e o turno **ideais para** você.



GARANTIA DE 3 MESES

de cobertura **completa**.

Mais de 1 MILHÃO DE MONTAGENS
★ com avaliação **4.7** ★

Mariana S., São Paulo

"Chegaram no horário e montaram tudo rapidamente. Serviço incrível!"



Carlos R., Belo Horizonte

"Tentei montar sozinho e foi um desastre. Com a **MadeiraMadeira Serviços** ficou perfeito."



Ana P., Rio de Janeiro

"Agendamento ágil e **montagem pontual e perfeita**. Recomendo demais!"



Agende agora pelo QR Code

Madeira**Madeira** Serviços · Atendimento em todo o Brasil



Escaneie o QRCode