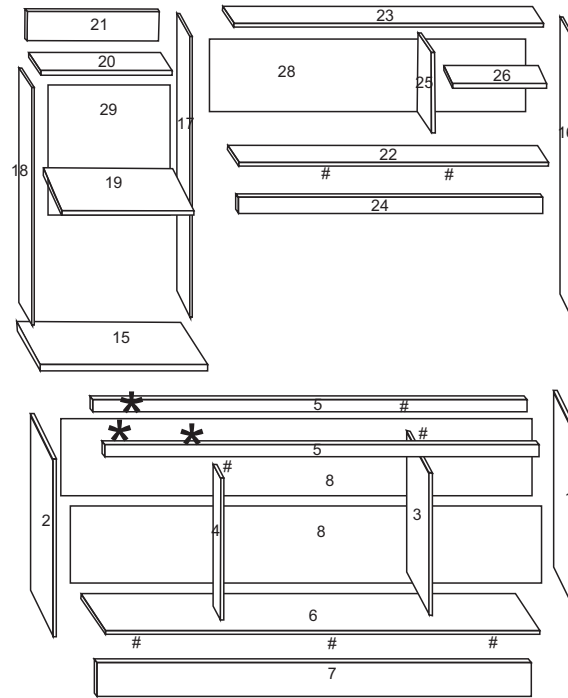
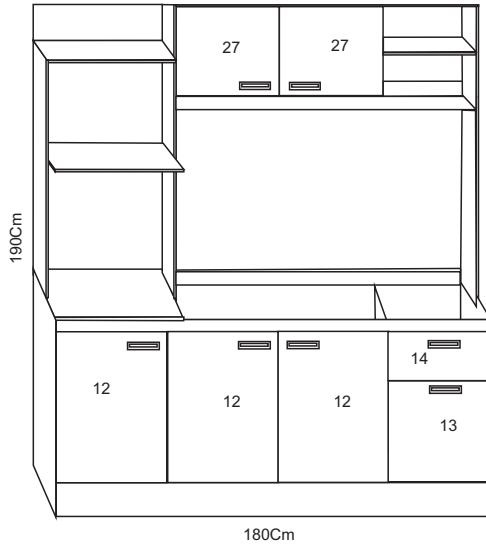
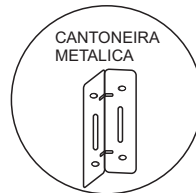


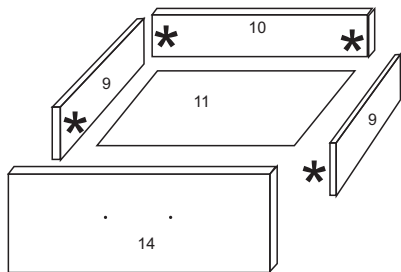
DÁLIA NEW



= #



= *



N°	DESCRIÇÃO	com	larg	esp	quant
1	LATERAL DIR	810	465	12	1
2	LATERAL ESQ	810	465	12	1
3	DIVISÃO	583	465	12	1
4	COLUNA	583	70	15	1
5	TRAVESSA	1776	70	15	2
6	BASE	1776	465	12	1
7	RODA PE	1776	145	12	2
8	COSTAS	1795	310	2,8	2
9	LATERAL GAV	350	66	12	2
10	TRAVESSA GAV	358	66	12	1
11	COSTAS GAVETA	358	365	2,8	1
12	PORTAS	600	462	12	3
13	PORTA MENOR	450	392	12	1
14	FRENTE GAVETA	145	392	12	1
15	TAMPO	600	490	15	1
16	LATERAL DIR KIT	1200	250	12	1
17	LATERAL ESQ KIT	1075	250	12	1
18	LATERAL SUPORTE	890	250	12	1
19	BASE SUPORTE	576	380	15	1
20	TAMPO SUPORTE	576	250	15	1
21	PAINEL	185	588	12	1
22	BASE KIT	1200	250	12	1
23	TAMPO KIT	1200	250	12	1
24	VISTA	1200	70	15	1
25	DIVISÃO KIT	376	250	12	1
26	PRATELEIRA KIT	376	200	12	1
27	PORTAS	395	410	12	2
28	COSTAS KIT	1215	400	2,8	1
29	COSTAS SUPORTE	490	595	2,8	1