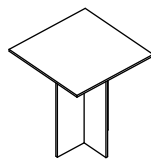
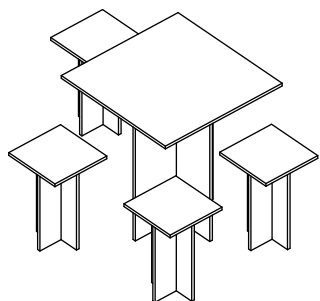




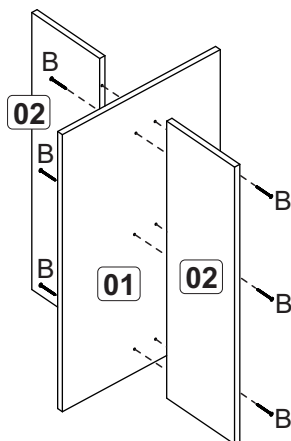
### ATENÇÃO!!!

A fábrica responsabiliza-se somente pelas peças do produto. O produto deverá ser montado por profissional qualificado. **A MONTAGEM INCORRETA acarretará na perda da garantia e da assistência.**

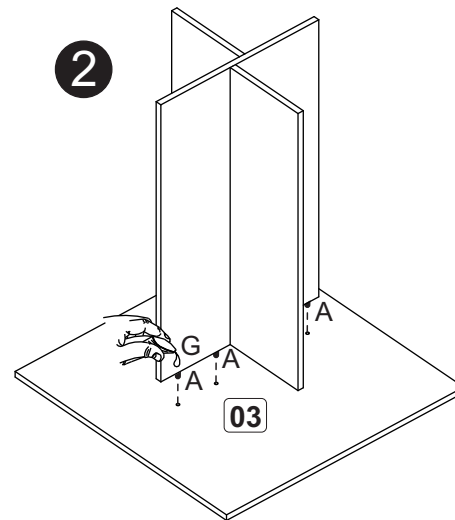
La fábrica solo es responsable por las piezas del producto. El producto debe ser ensamblado por un profesional calificado. **EL MONTAJE INCORRECTO resultará en la pérdida de la garantía y la asistencia.**



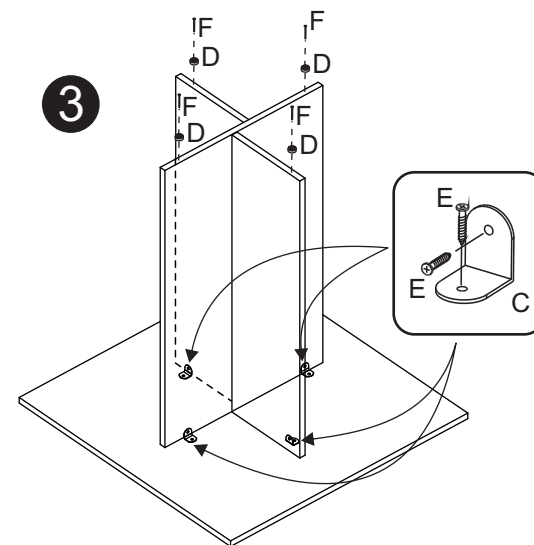
1










2

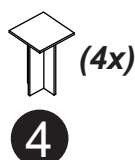


3

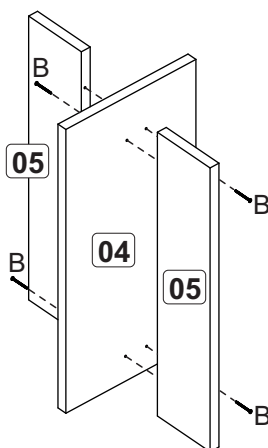


A		6x30	04
B		4,0x40	22
C		Pieza "L" 22x22	20
D		Zapata	20
E		3,5x14	40
F		10x10	20
G			01

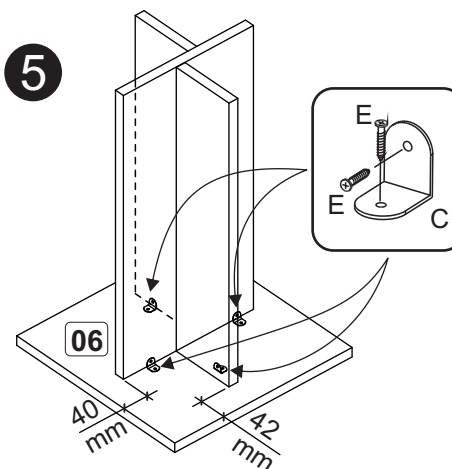
Atenção. Usar proteção no chão para não danificar o tampo e o assento.



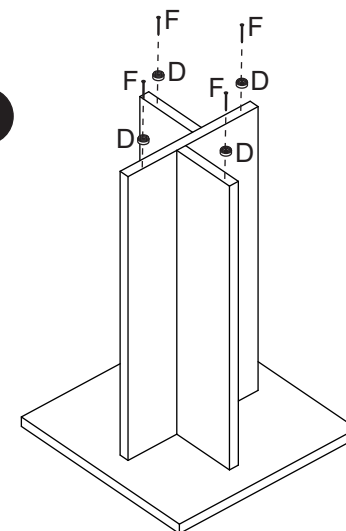
4



5



6



### Relación piezas

Nº	Descripción	mm	Cant
01	Pe	740x450x15	01
02	Pe	740x217x15	02
03	tampo	676x676x15	01
04	Pe	450x220x15	04
05	Pe	450x100x15	08
06	Acento	300x300x15	04

Atenção: observar dimensão para fixar o acento