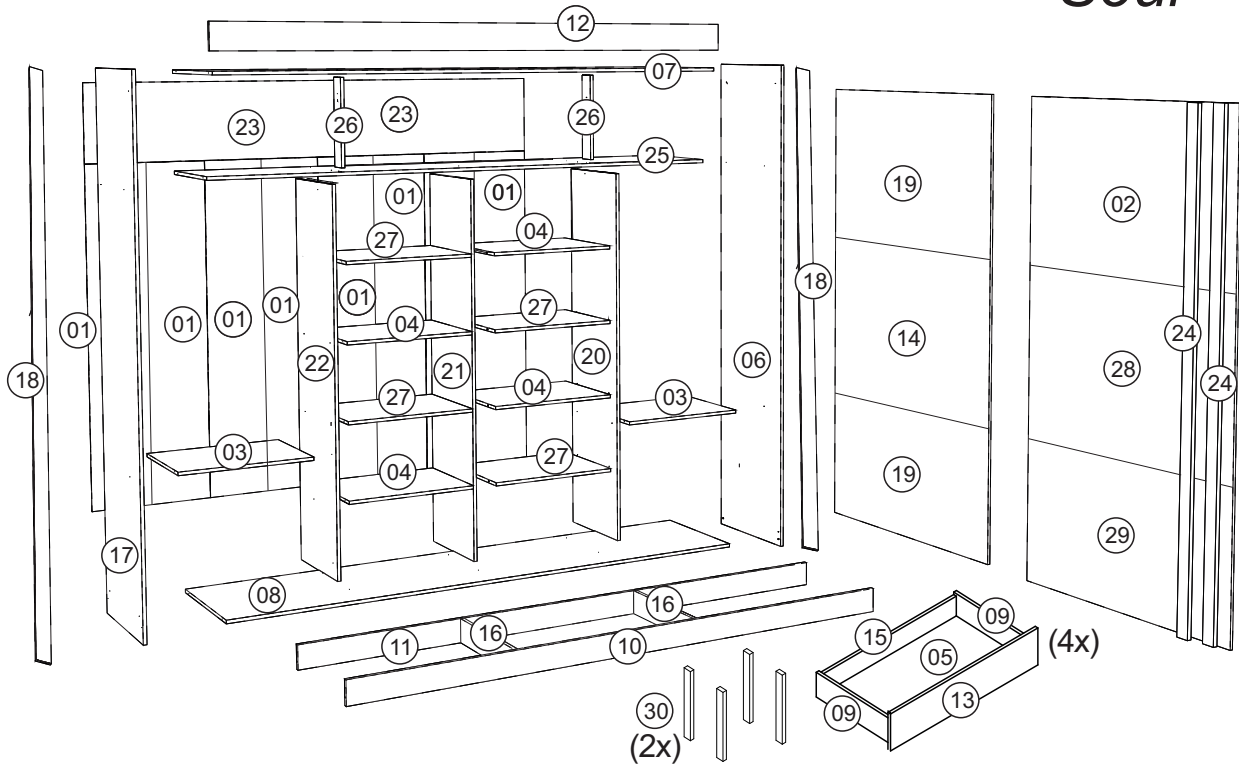


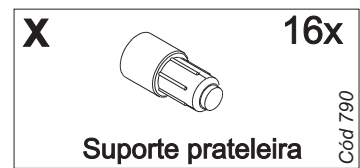
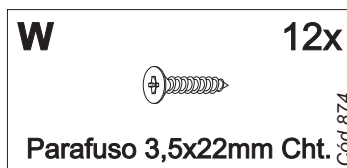
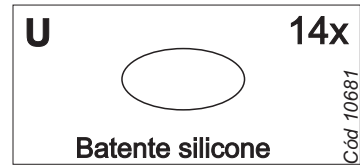
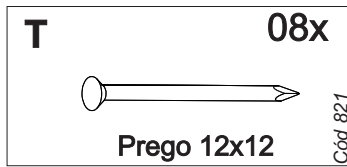
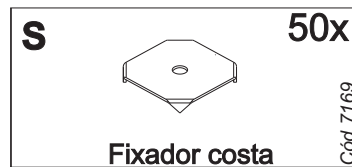
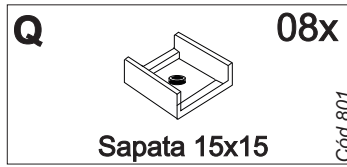
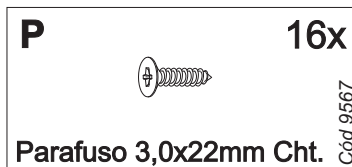
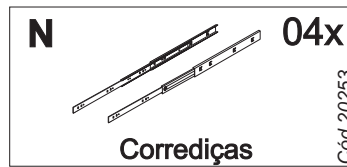
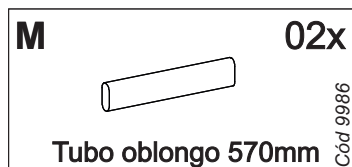
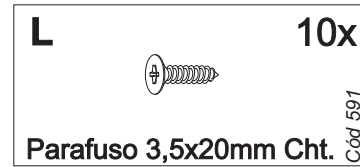
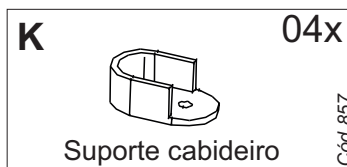
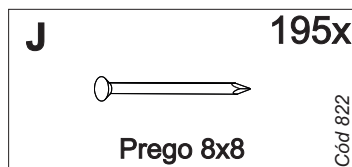
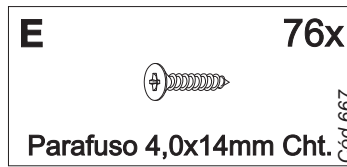
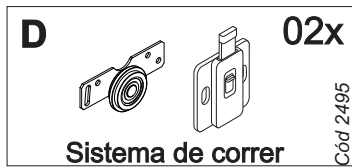
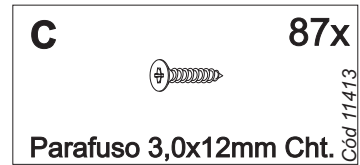
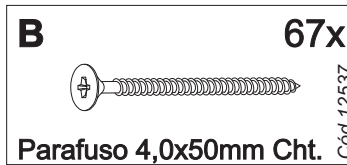
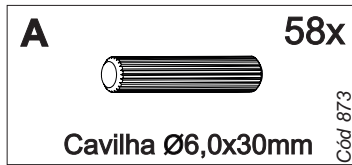
Ref.RD024

Roupeiro Ropero Seul



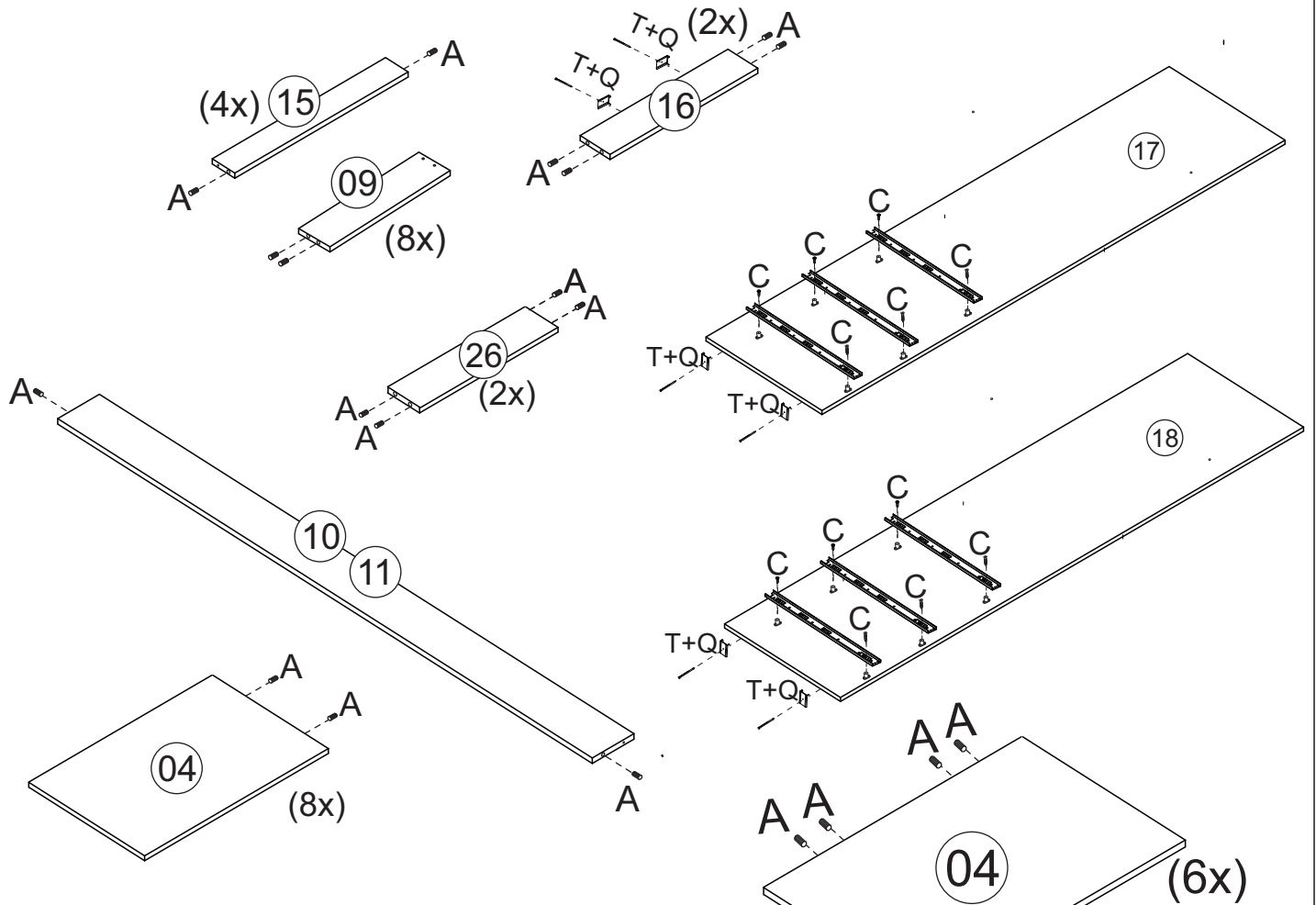
Nº	CÓDIGO ASSISTÊNCIA	NOME DA PEÇA/DESCRIPCIÓN PIEZAS	MEDIDAS (mm)	QTD.	FREIJÓ OFF WHITE	FREIJÓ NERO
01	RD024.13.00	Forro/Revés	1729x297x2.5	08	206370	206370
02	RD024.24.00	Montante porta sup/Puerta	1195x700x12	01	211568	211572
03	RD024.04.00	Base sob gaveta/Base cajón	580x450x12	02	206387	206387
04	RD024.02.01	Base interna/Base	580X447X15	04	208287	208287
05	RD024.34.00	Forro gaveta/Revés cajón	512X355X2,5	04	206369	206369
06	RD024.17.00	Lateral externa direita/Lateral derecha	2325x550x15	01	210538	210538
07	RD024.05.00	Base superior/Base superior	2365x550x15	01	206389	206389
08	RD024.01.00	Base inferior/Base inferior	2365x550x15	01	210561	210561
09	RD024.15.00	Lateral gaveta/Lateral cajón	350x100x12	08	206375	206375
10	RD024.30.00	Rodapé frontal/Zócalo delantero	2365x100x15	01	210540	210540
11	RD024.32.00	Rodapé traseiro/Zócalo de atrás	2365x100x15	01	206386	206386
12	RD024.07.00	Chapéu/Detalle superior	2395x120x15	01	210562	210562
13	RD024.14.00	Frente gaveta/Frente cajón	526X212X15	04	206388	206388
14	RD024.24.02	Montante porta tras ctl/Puerta	1195x700x12	01	211570	211574
15	RD024.29.00	Ripa Traseira de gaveta/Trasero cajón	488X80X12	04	206374	206374
16	RD024.31.00	Rodapé interno/Zócalo transversal	497x100x15	01	206385	206385
17	RD024.18.00	Lateral externa esquerda/Lateral izquierda	2325x550x15	01	210539	210539
18	RD024.11.00	Ripa envoltorio	2325x70x15	02	210541	210541
19	RD024.24.01	Montante porta tras/Puerta	1195x700x12	02	211569	211573
20	RD024.19.00	Lateral interna central/Divisória interna	1715x450x15	01	206380	206380
21	RD024.19.01	Lateral interna central/Divisória interna	1715x450x15	01	206381	206381
22	RD024.19.02	Lateral interna central/Divisória interna	1715x450x15	01	206382	206382
23	RD024.13.01	Forro/Revés	1189X409X2,5	02	206371	206371
24	RD024.38.00	Ripa de acabamento	2100x70x15	02	211571	211571
25	RD024.03.00	Base de maleiro	2365x450x15	01	206379	206379
26	RD024.06.00	Ripa batente	395x80x15	02	206390	206390
27	RD024.27.00	Prateleira interna	580x447x15	04	208288	208288
28	RD024.24.03	Montante porta ctl/Puerta	1195x700x12	01	213506	213509
29	RD024.24.04	Montante porta inf/Puerta	1195x700x12	01	213507	213510
30	RD024.09.00	Distanciador de gaveta	500x54x22	08	211566	211566

Ferragens/Herrajes



Medidas em mm

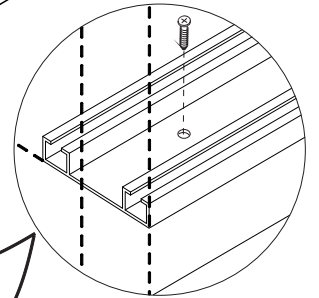
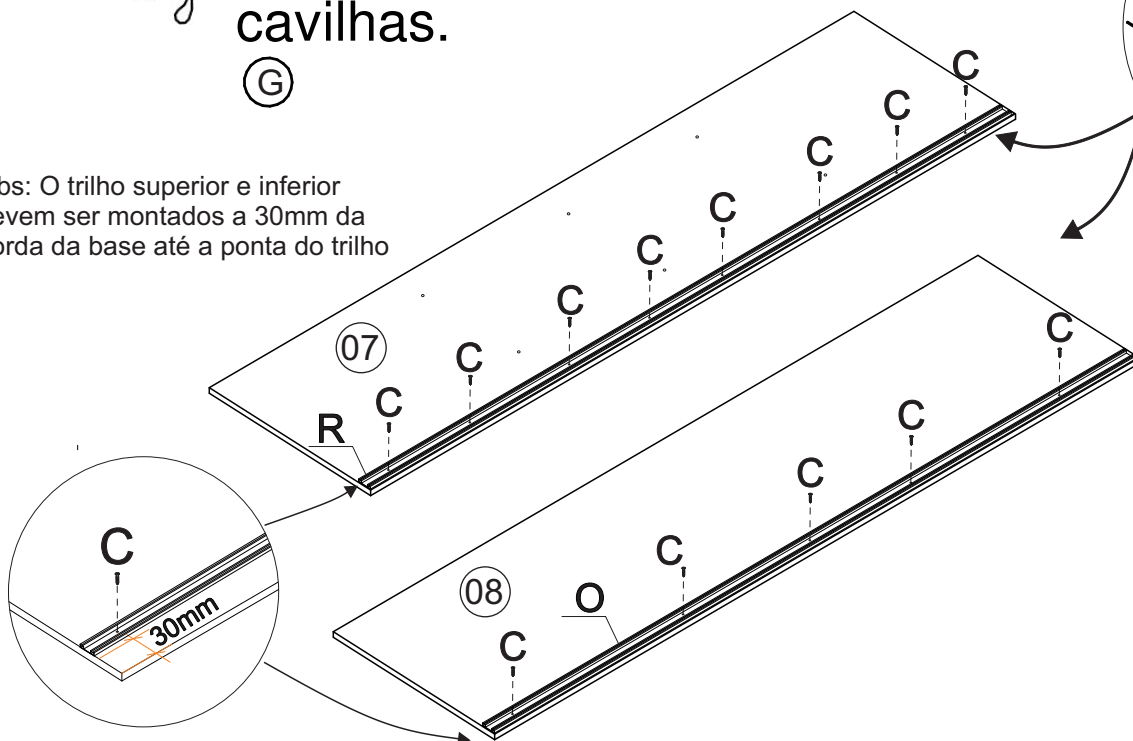
Pré-Montagem/Preparación Piezas



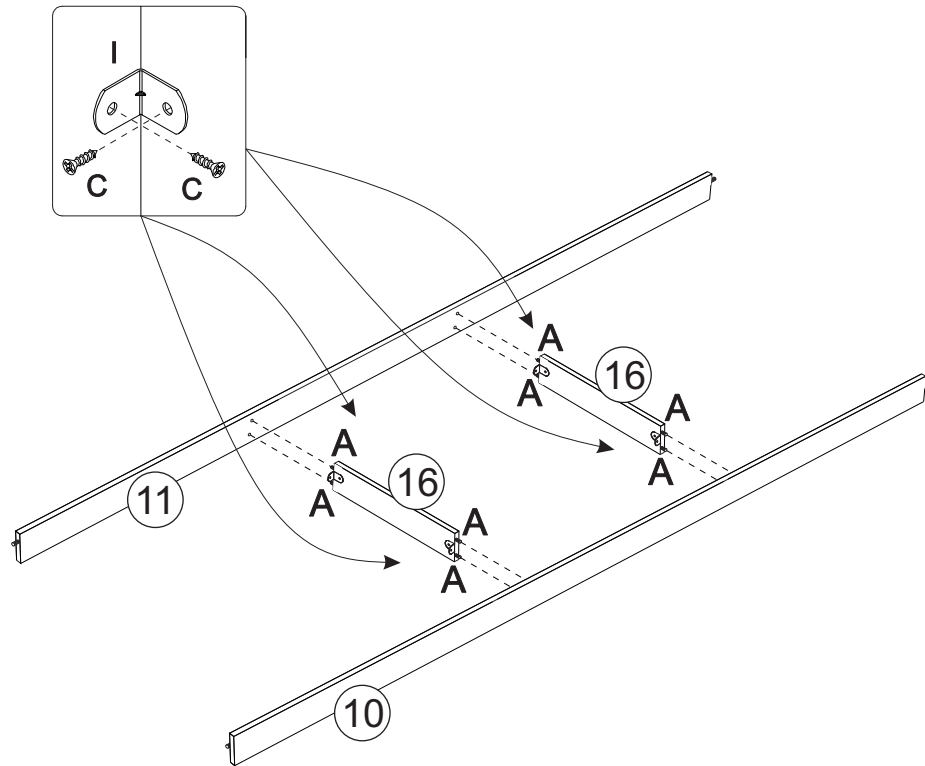
Utilizar
cola nas
cavilhas.

Ⓒ

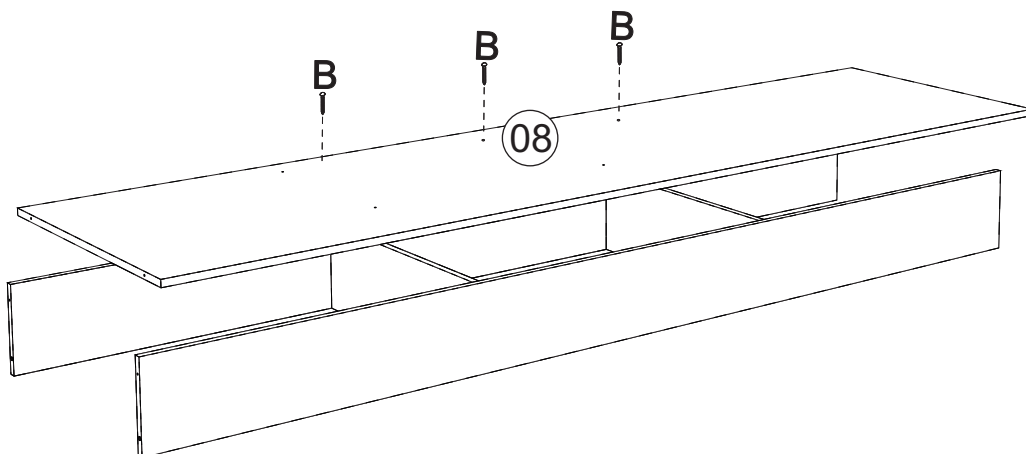
Obs: O trilho superior e inferior
devem ser montados a 30mm da
borda da base até a ponta do trilho



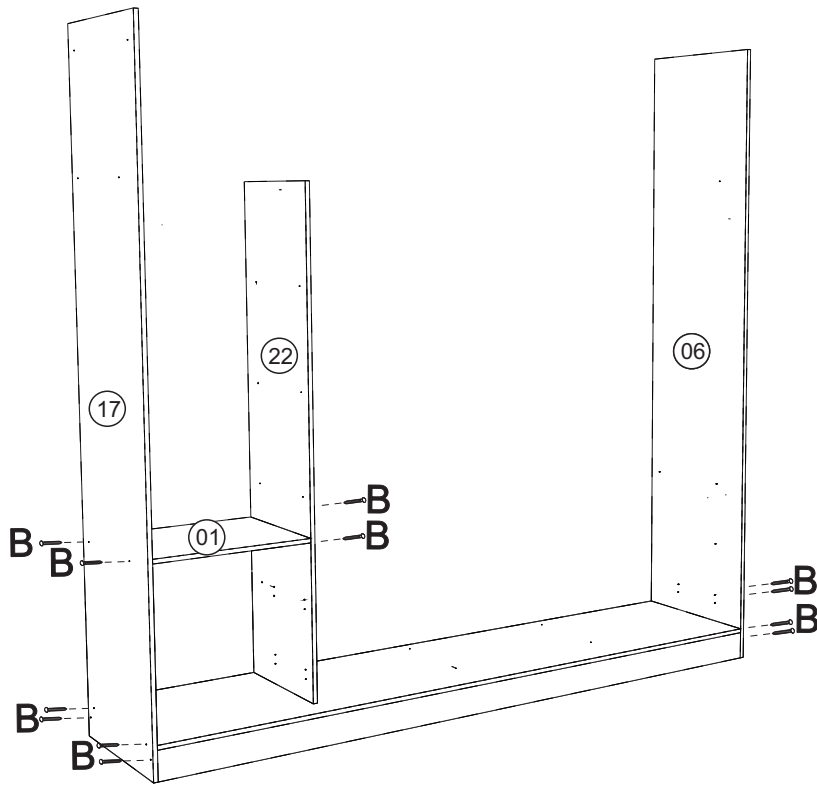
01 Montagem/Montaje



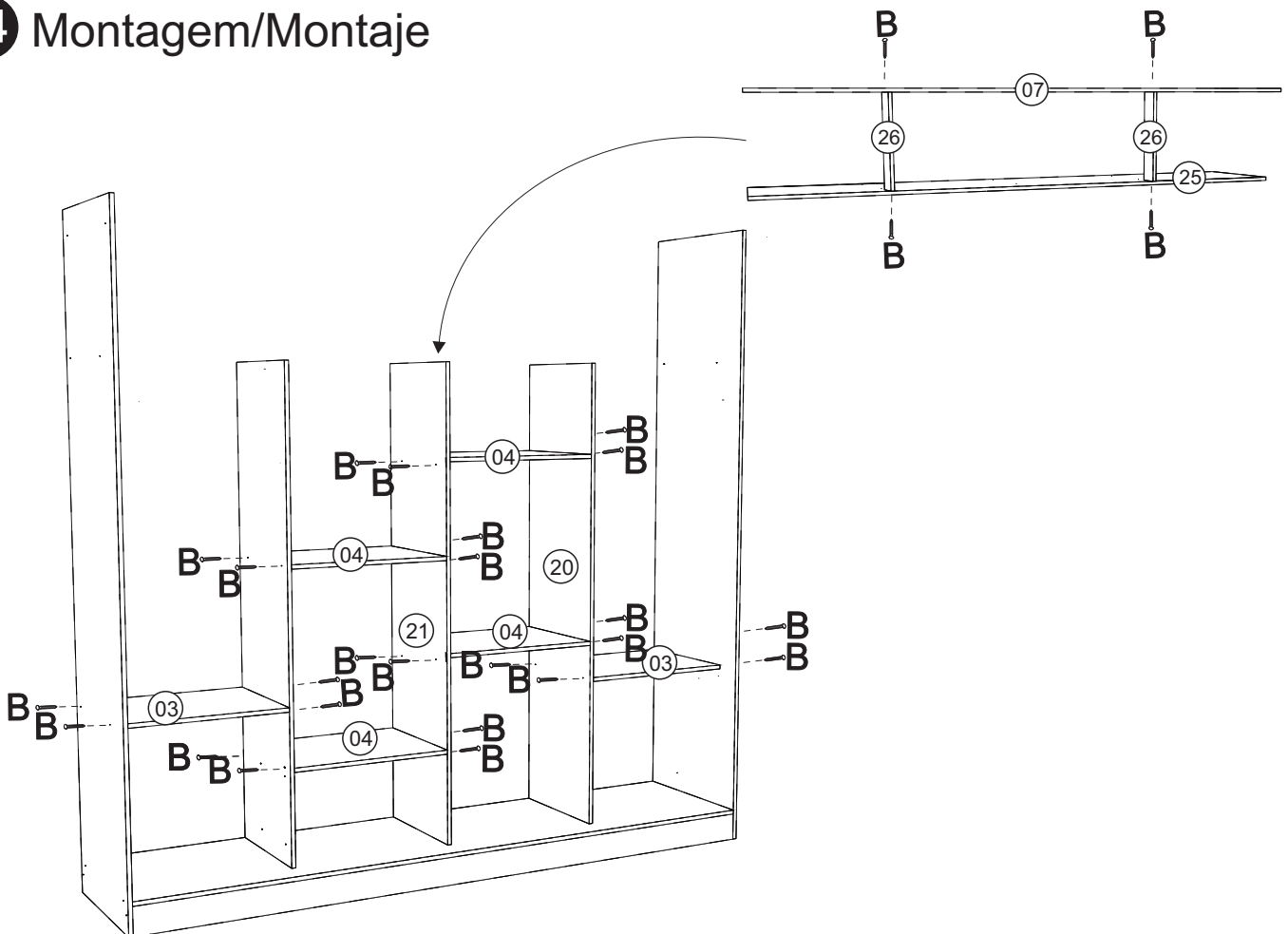
02 Montagem/Montaje



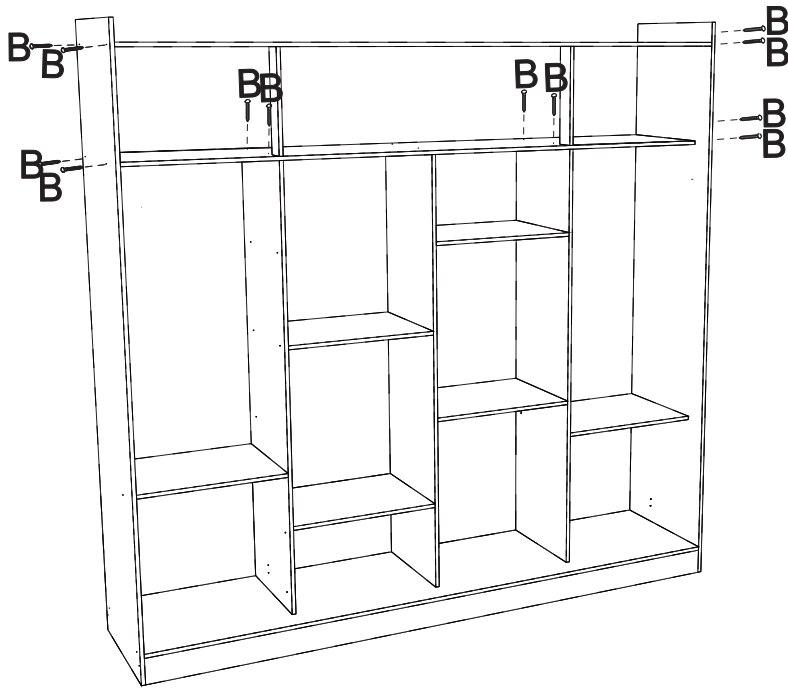
03 Montagem/Montaje



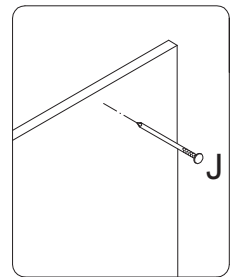
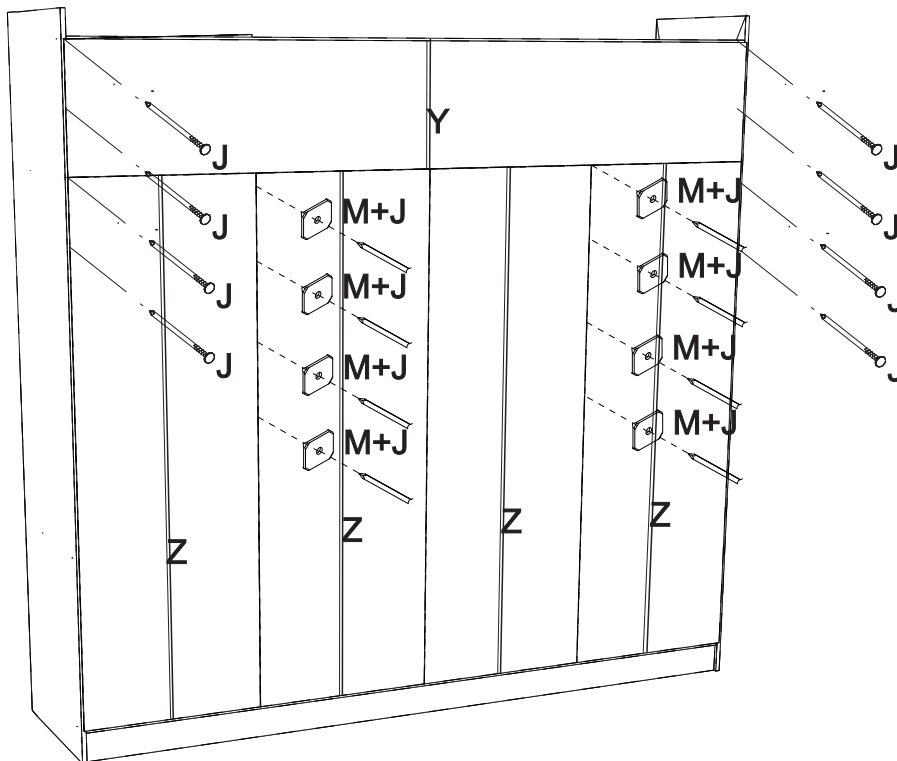
04 Montagem/Montaje



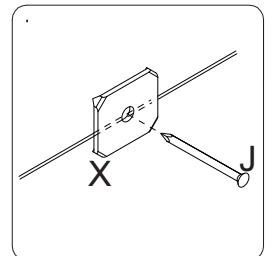
05 Montagem/Montaje



06 Montagem/Montaje

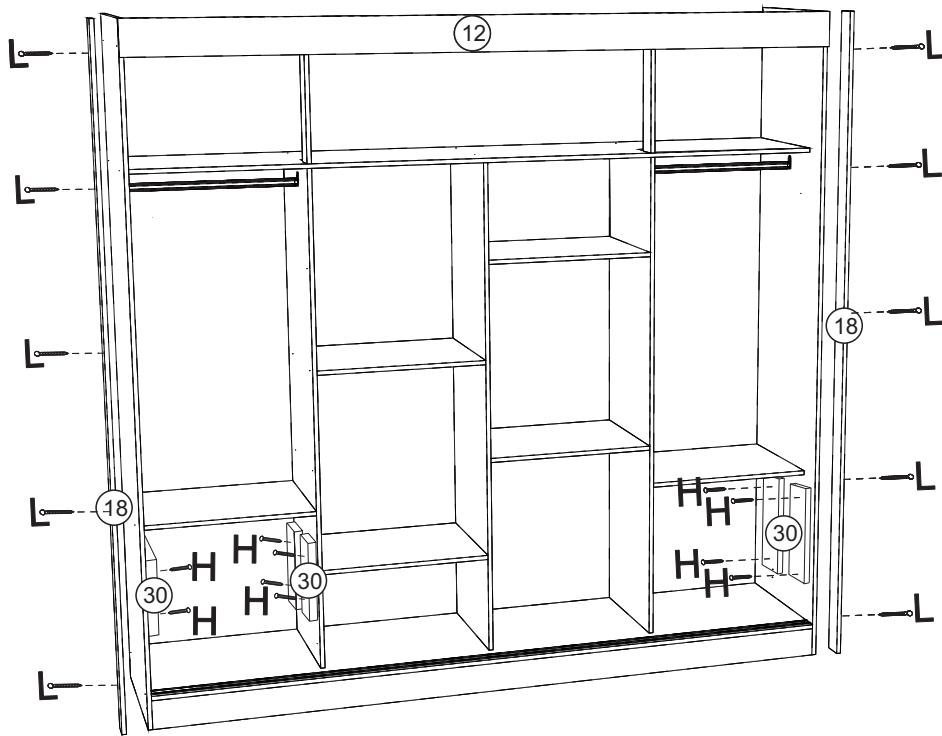


*Colocar um prego (J) a cada 100mm

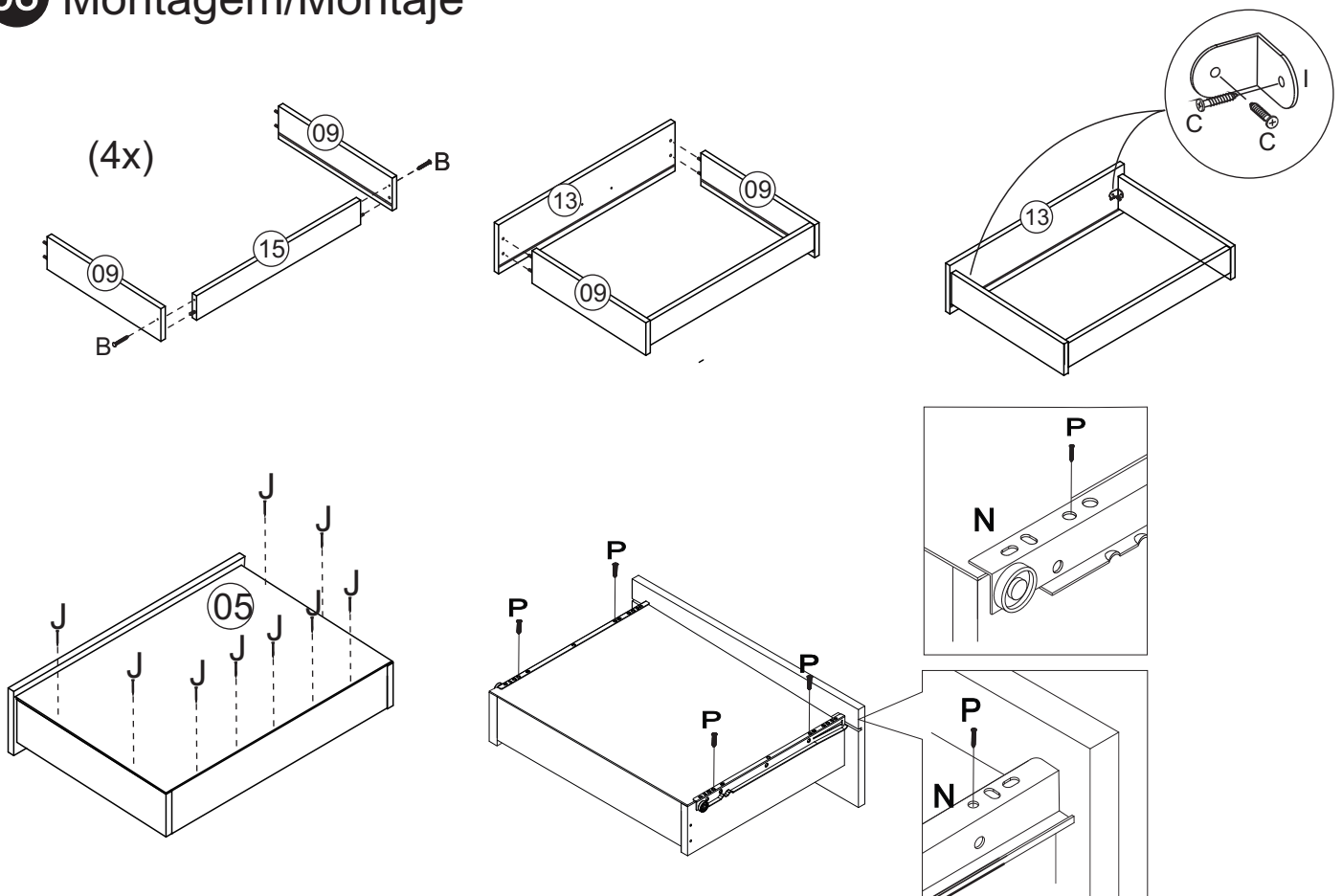


*Colocar o prego (J) e a junção (X) a cada 100mm

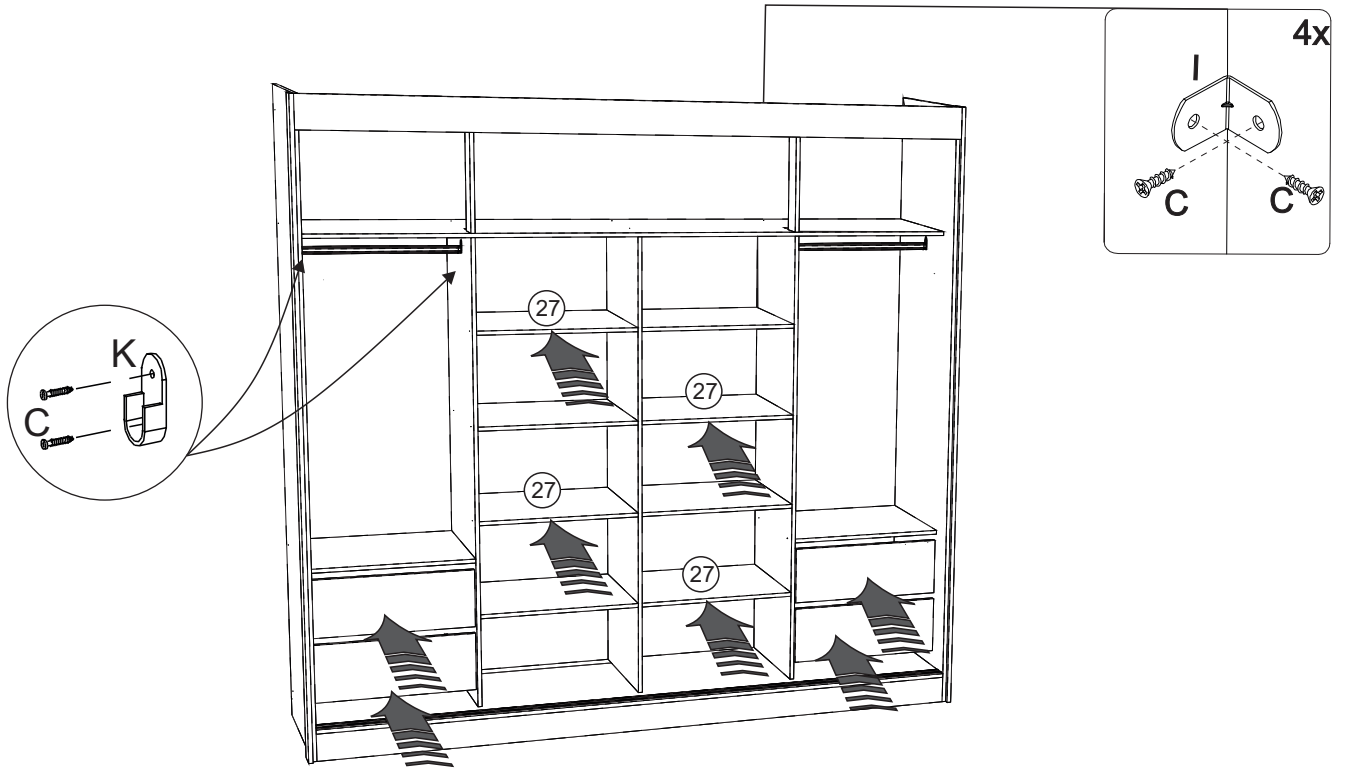
07 Montagem/Montaje



08 Montagem/Montaje

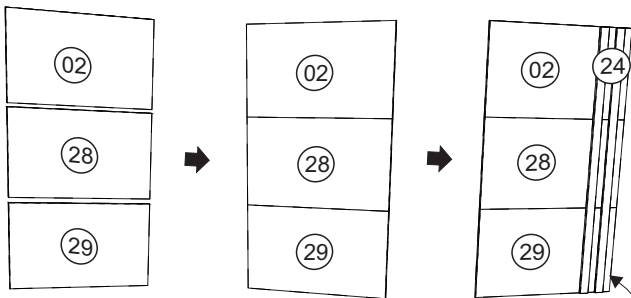


09 Montagem/Montaje

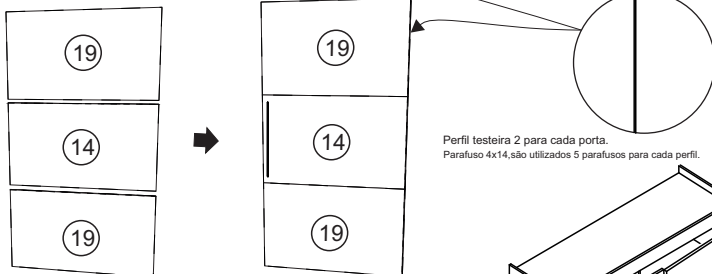


10 Montagem/Montaje

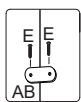
Porta frontal



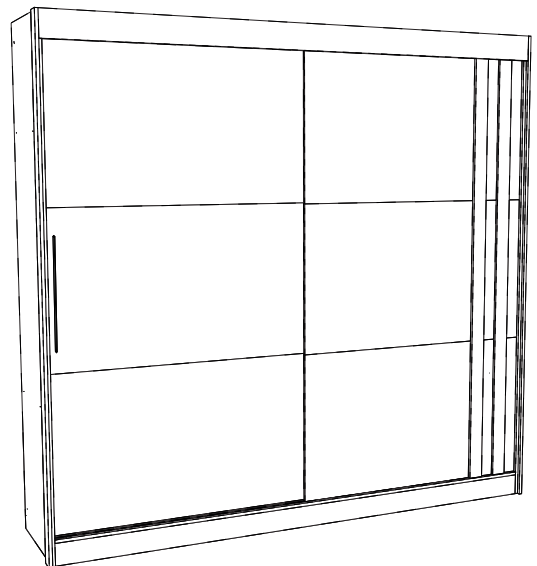
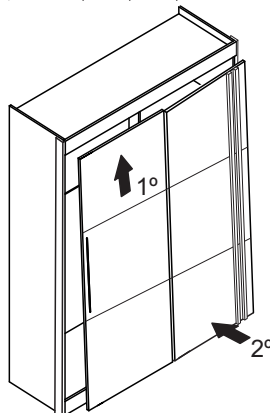
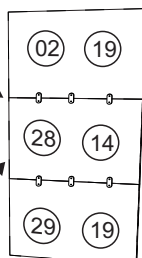
Porta posterior




Perfil testeira 2 para cada porta.
Parafuso 4x14, são utilizados 5 parafusos para cada perfil.



São utilizadas 6 junções por porta, com parafuso 4x14, na parte traseira.



 Produto para ser aplicado em caso de riscos na superfície
Gliz para madeira



Limpeza/Limpieza

- ≠ Use um pano levemente umedecido com água, seguido de pano seco.
- ≠ Use solamente un paño húmedo con agua y después un paño seco.
- ≠ Nunca utilize produtos químicos ou abrasivos.
- ≠ No utilice productos químicos o abrasivos.

Agora que você já comprou o seu móvel, ele merece ser montado do jeito certo.

Erros de montagem causam mais de **60%** dos danos em móveis.

Por que contratar?

Tranquilidade do **início ao fim** da montagem



PROFISSIONAIS QUALIFICADOS

Especialistas certificados na **MadeiraMadeira Serviços**.



FERRAMENTAS PROFISSIONAIS

que **protegem** seus móveis.



AGENDAMENTO EM 24 HORAS

escolha a data e o turno **ideais para** você.



GARANTIA DE 3 MESES

de cobertura **completa**.

Mais de 1 MILHÃO DE MONTAGENS
★ com avaliação **4.7** ★

Mariana S., São Paulo

"Chegaram no horário e montaram tudo rapidamente. Serviço incrível!"



Carlos R., Belo Horizonte

"Tentei montar sozinho e foi um desastre. Com a **MadeiraMadeira Serviços** ficou perfeito."



Ana P., Rio de Janeiro

"Agendamento ágil e **montagem pontual e perfeita**. Recomendo demais!"



Agende agora pelo QR Code

Madeira**Madeira** Serviços · Atendimento em todo o Brasil



Escaneie o QRCode