

ASSEMBLY INSTRUCTIONS MANUAL DE MONTAGEM / INSTRUCCIONES DE ARMADO

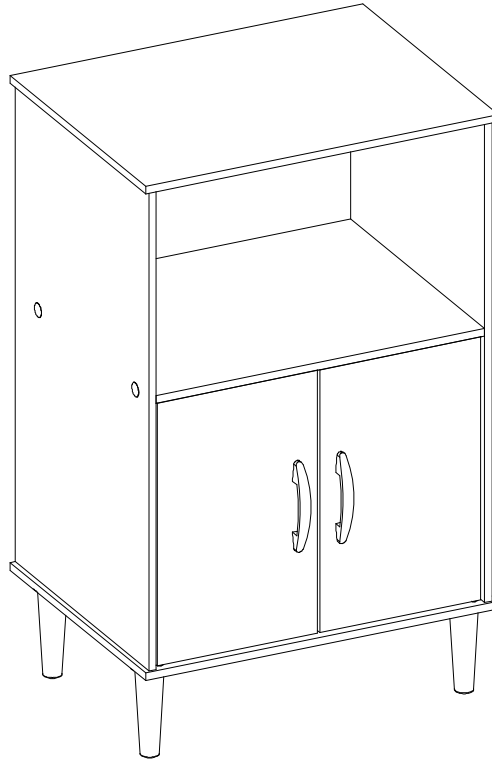
CERRO LARGO BASE CABINET
BALCAO CERRO LARGO
GABINETE CERRO LARGO

Reference
Referência
Referencia

210287

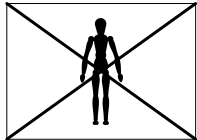
Revise
Revisão
Revisión

00

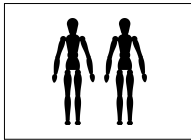


YOU WILL NEED / VOCÊ VAI PRECISAR DE / USTED NECESITARÁ

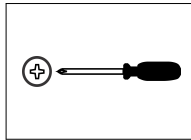
Tools not supplied / Ferramentas não fornecidas / Herramientas no incluidas



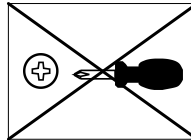
1 Person
1 Pessoa
1 Persona



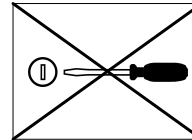
2 People
2 Pessoas
2 Personas



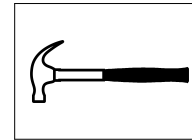
Screwdriver Phillips
Chave Phillips
Destornillador cruz



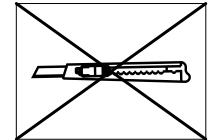
Small screwdriver Philips
Chave Phillips menor
Destornillador cruz menor



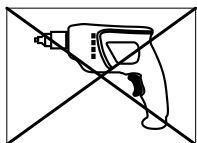
Screwdriver slotted
Chave fenda
Destornillador plano



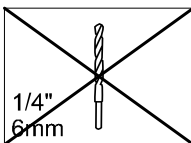
Hammer
Martelo
Martillo



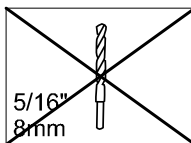
Stylet
Estilete
Estilete



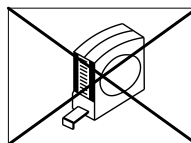
Drill machine
Furadeira
Taladro



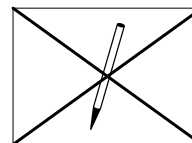
Drill bit
Broca
Taladro



Drill bit
Broca
Taladro



Measuring tape
Trena
Cinta de medición



Pencil
Lápis
Lápis

NOTES: The separation of the accessories before you start the assembly will facilitate the same. In case of doubt on the size of the screws and bolts, use the ruler to bottom of page 3.

NOTAS: A separação dos acessórios antes de iniciar a montagem facilitará a mesma. Em caso de dúvida no tamanho dos parafusos e cavilhas, utilize a régua ao final da página 3.

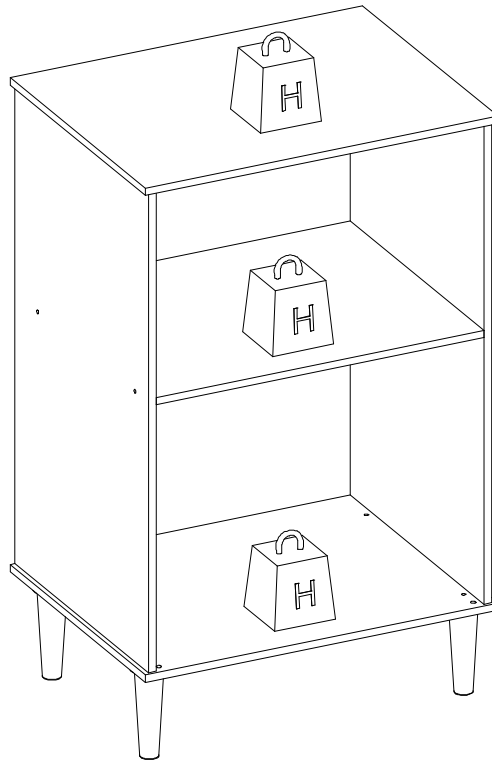
NOTAS: La separación de los accesorios antes de comenzar el armado facilitará el mismo. En caso de duda sobre el tamaño de los tornillos y taquetes, utilice la regla al pie de página 3.

MAXIMUM RECOMMENDED WEIGHT
BEING THIS EVENLY DISTRIBUTED

PESO MÁXIMO RECOMENDADO SENDO
ESTE DISTRIBUÍDO UNIFORMEMENTE

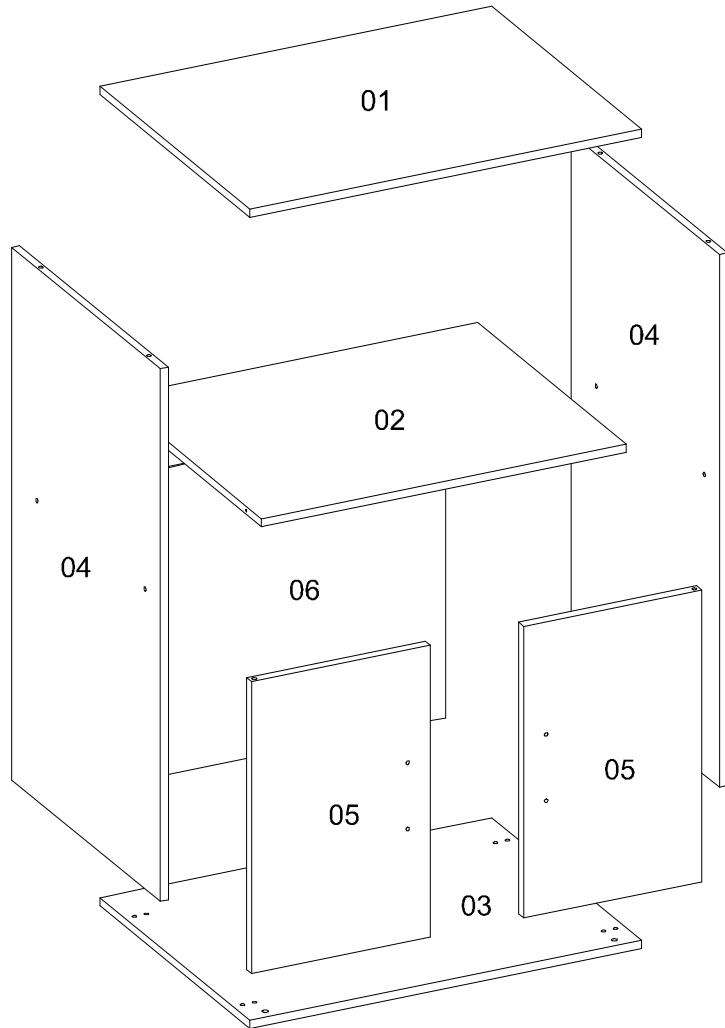
PESO MÁXIMO RECOMENDADO SIENDO
ESTE UNIFORMEMENTE DISTRIBUIDO

	LB	KG
H	44	20


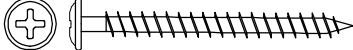





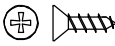


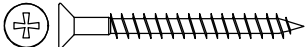

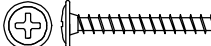


Nº	Measures_Inches	Medidas_cm	Qty./Qtd.
01	22 7/8 x 17 1/2 x 1/2	58.0 x 44.5 x 1.2	1
02	21 1/4 x 17 3/8 x 1/2	54.0 x 44.0 x 1.2	1
03	22 7/8 x 17 1/2 x 1/2	58.0 x 44.5 x 1.2	1
04	30 3/8 x 17 3/8 x 1/2	77.2 x 44.0 x 1.2	2
05	10 3/8 x 16 5/8 x 5/8	26.4 x 42.3 x 1.5	2
06	21 7/8 x 17 1/2 x 1/8	55.6 x 44.5 x 0.3	1

PARTS IDENTIFICATION
IDENTIFICAÇÃO DAS PEÇAS / IDENTIFICACIÓN DE LAS PIEZAS



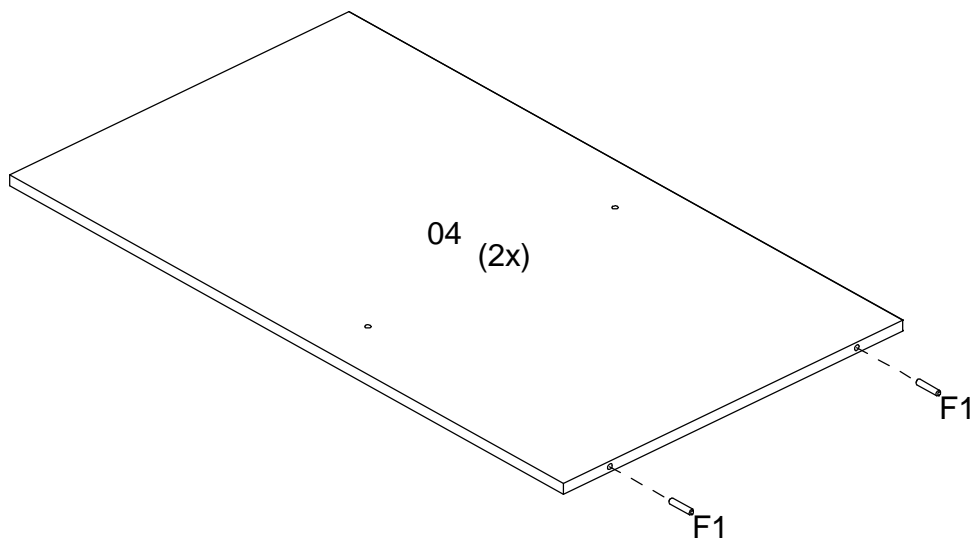
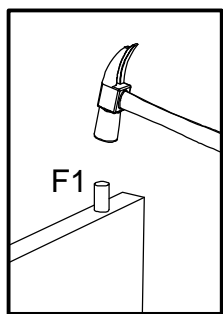
IDENTIFICATION OF ACCESSORIES IDENTIFICAÇÃO DOS ACESSÓRIOS/ IDENTIFICACIÓN DE ACCESORIOS

A4		Metalic bracket / Cantoneira de metal / Suporte de metal	22x22 mm	4
B		Flanged head screw / Parafuso flangeado / Tornillo de cabeza flangeada	5,0x50 mm	4
C2		Handle / Puxador Partenon / Tirador	96 mm	2
E6		Hinge pin / Dobradiça pino / Bisagra pino	-	4
F1		Wooden dowel / Cavilha / Taquete	6x30 mm	4
J3		Magnetic closure / Fecho magnético / Cierre magnetico	-	2
K2		Metalic plate / Chapa metálica / Chapa metálica	-	2
L9		Flat head screw / Parafuso chato / Tornillo de cabeza plana	3,5x12 mm	14
M		Bore patch adhesive / Tapa furo adesivo / Tapones adhesivo	-	4
N		Nail / Prego / Clavo	10x10	19
O		Flat head screw / Parafuso chato / Tornillo de cabeza plana	4,5x45 mm	8
P9		Foot / Pé / Pie	145mm	4
T		Flanged head screw / Parafuso flangeado / Tornillo de cabeza flangeada	3,5x25 mm	4

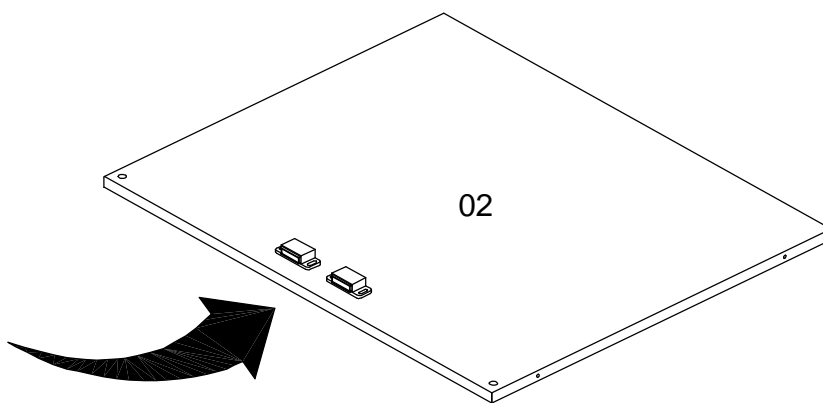
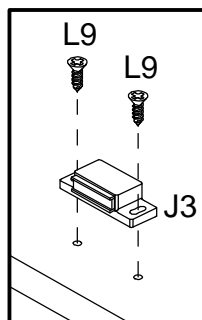


PRE-ASSEMBLE
PRÉ-MONTAGE / PRE ARMADO

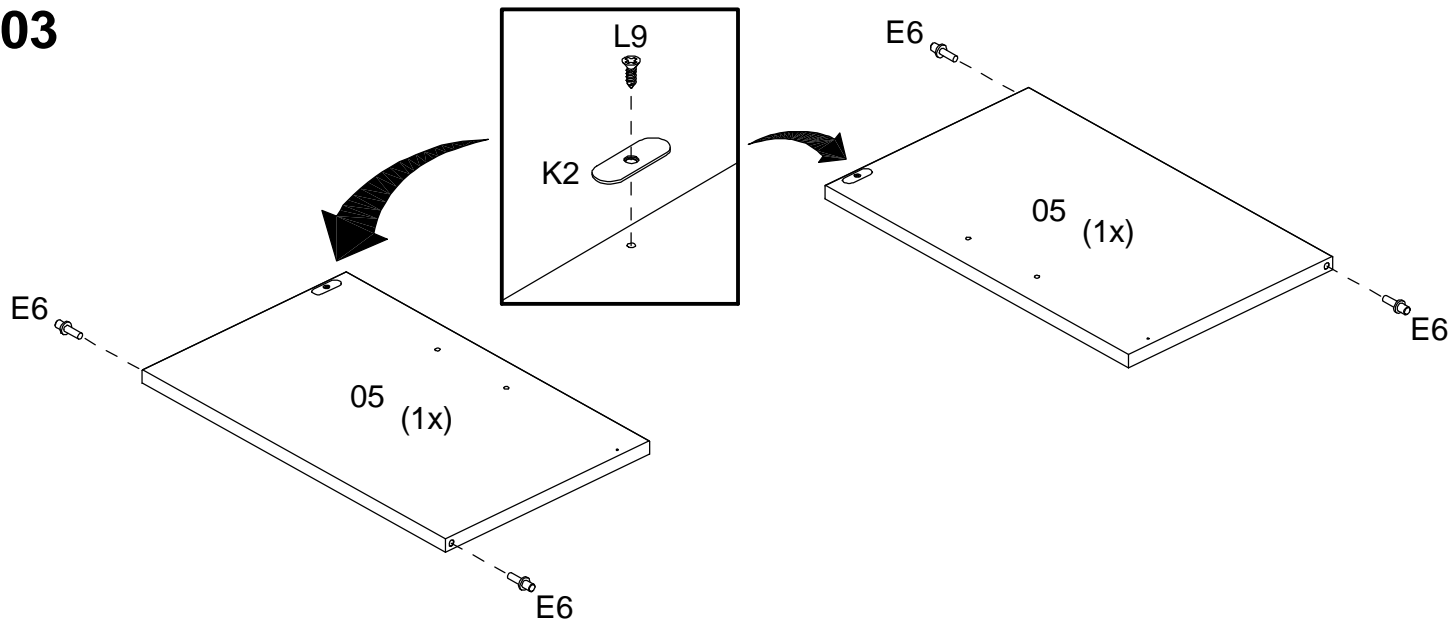
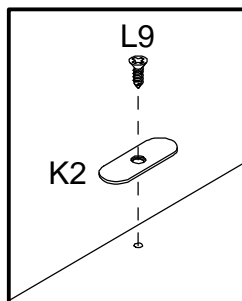
01



02

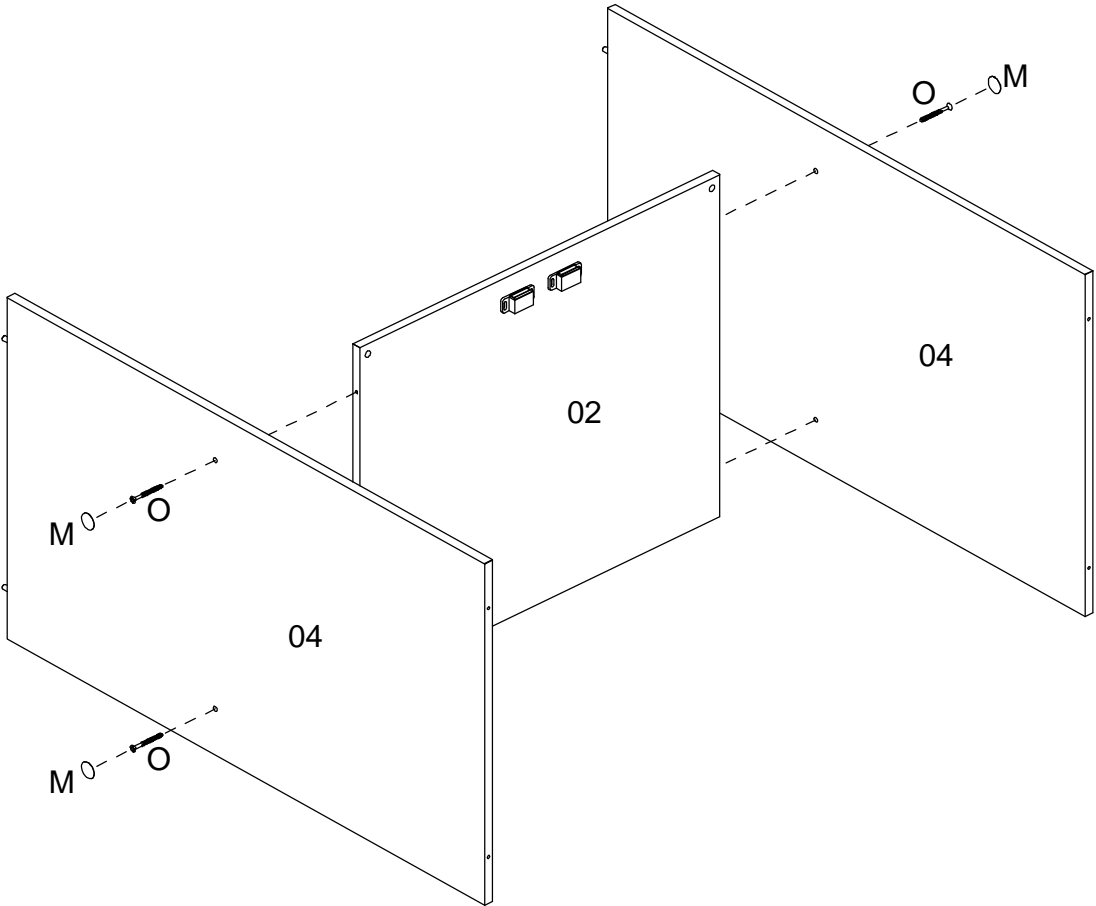


03

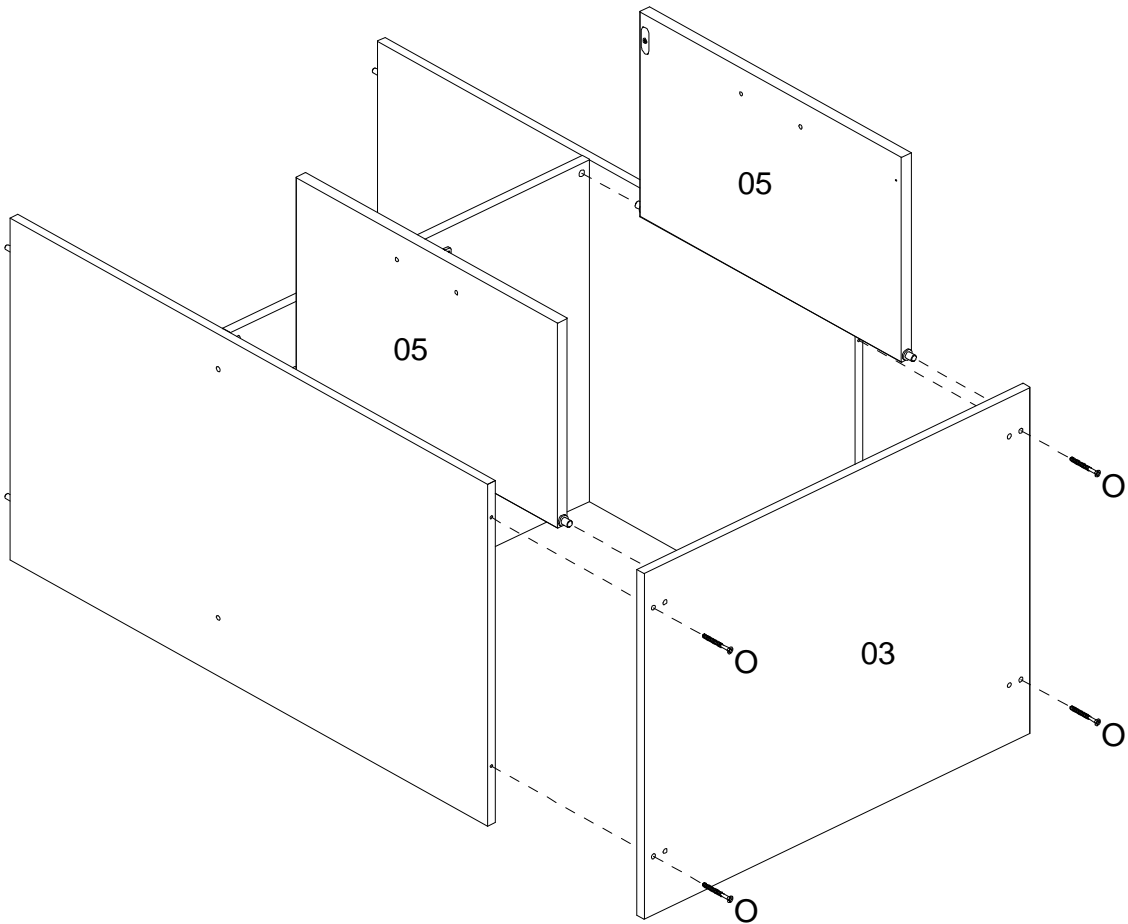


ASSEMBLY
MONTAGEM / ARMADO

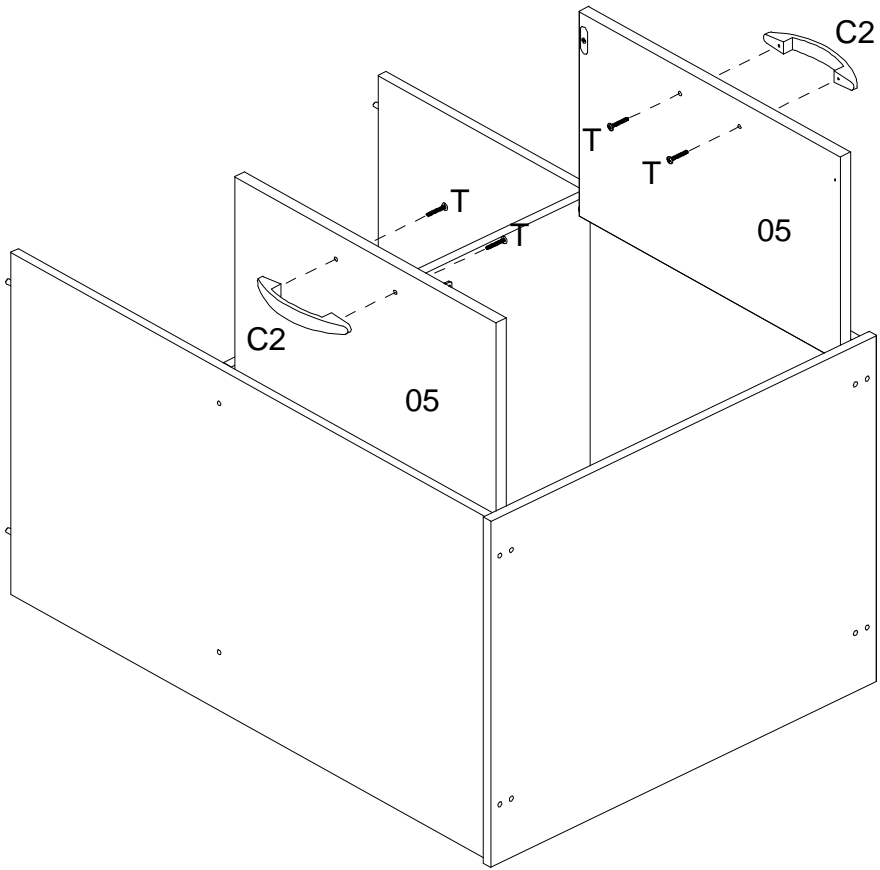
04



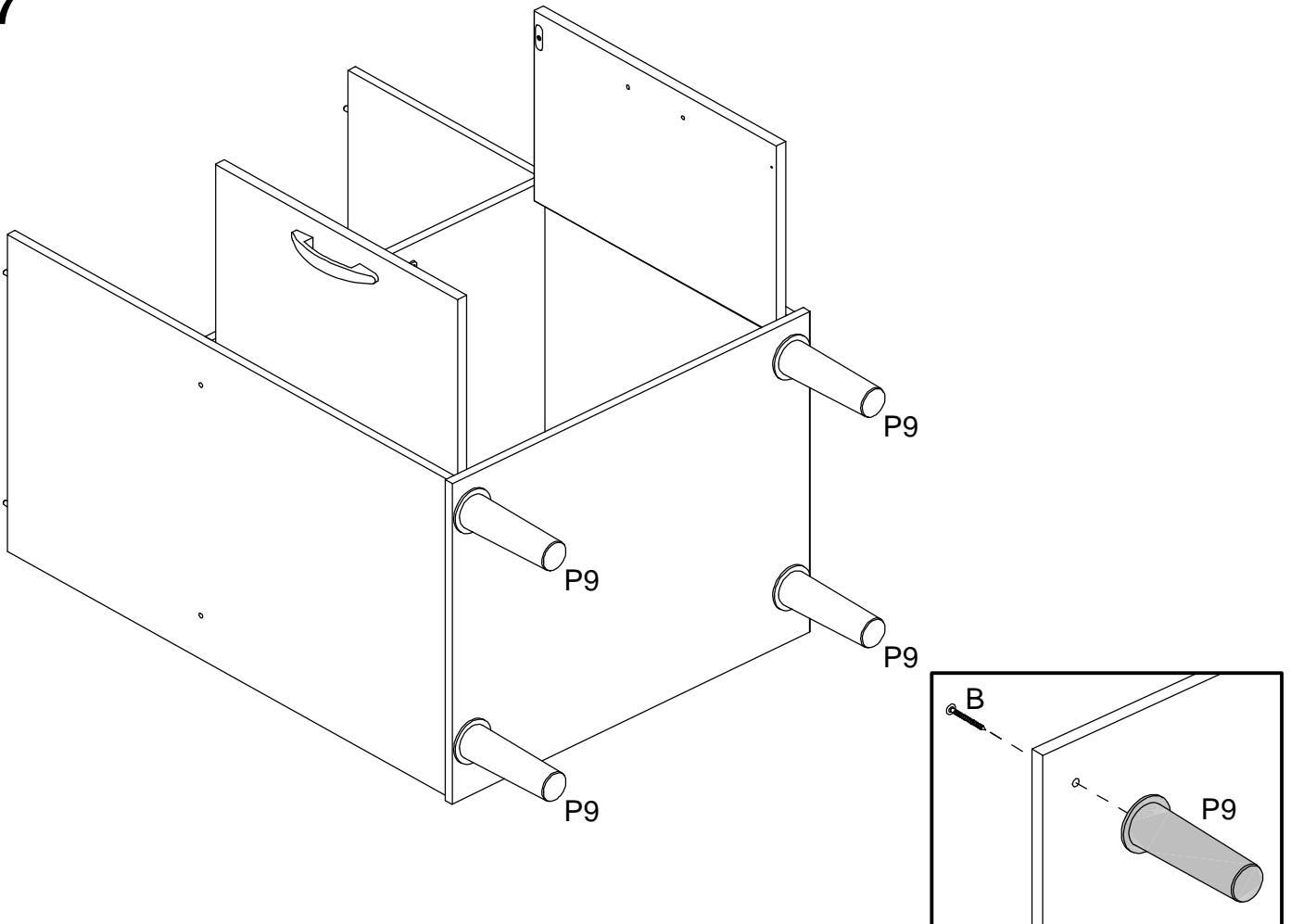
05



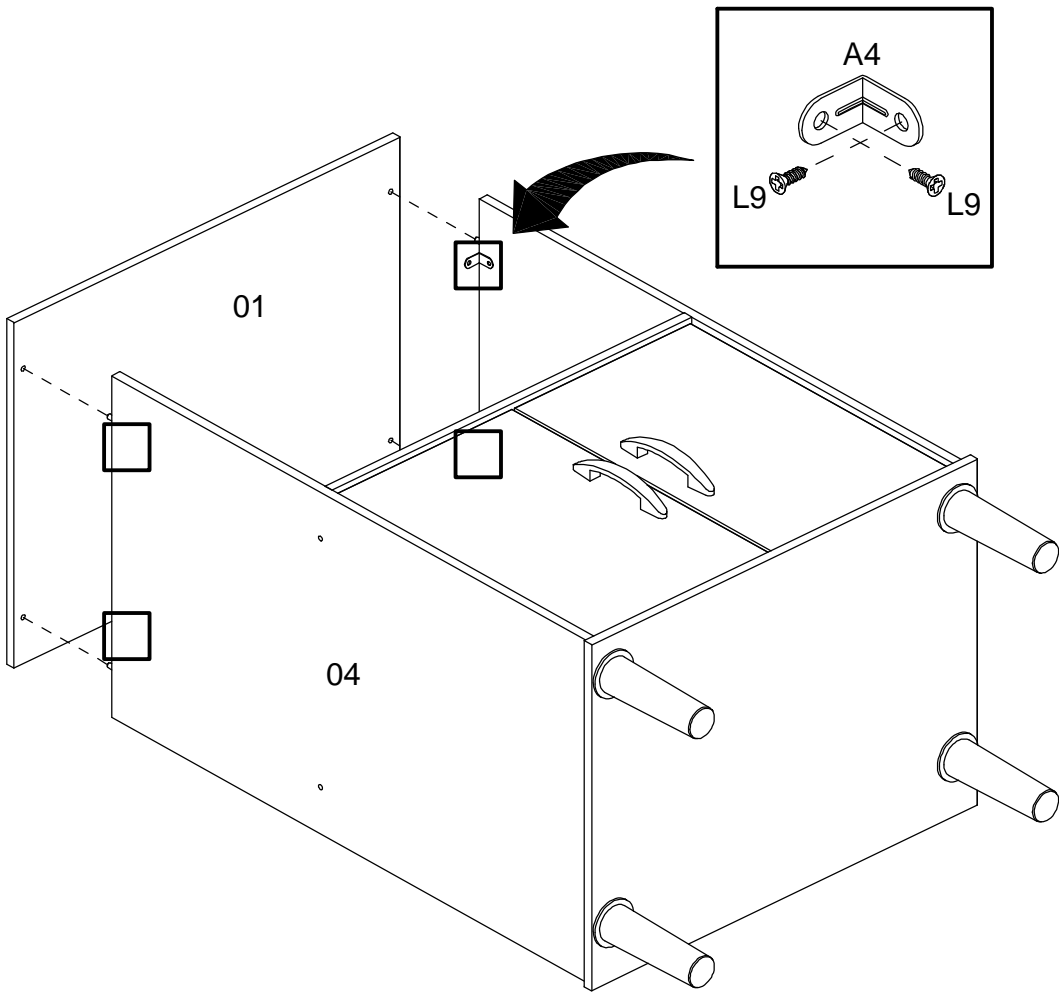
06



07



08



09

