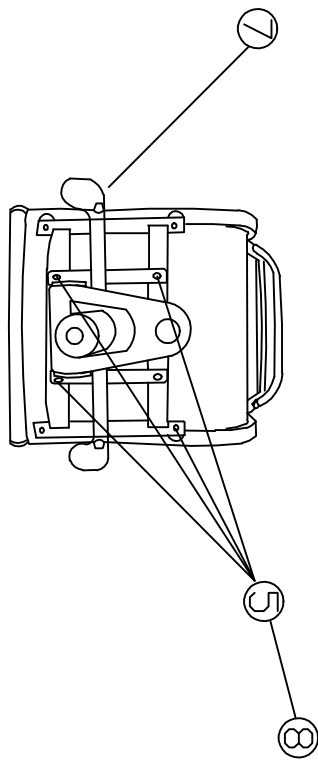
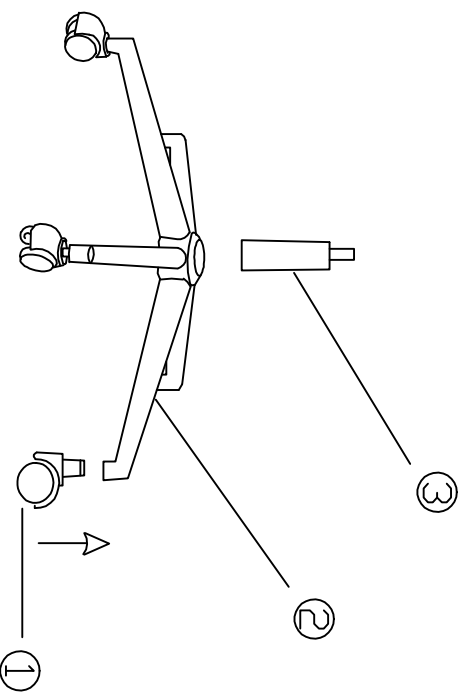

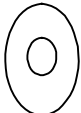


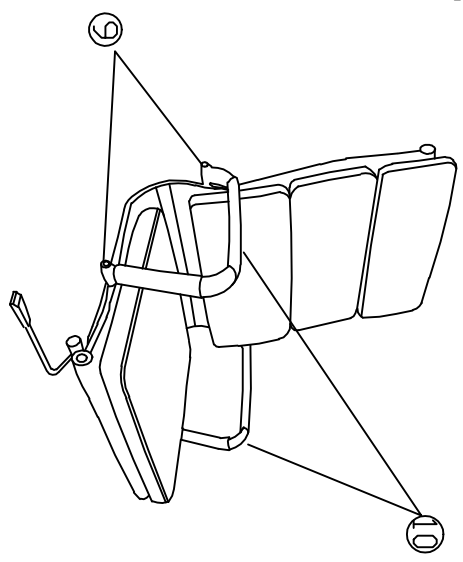
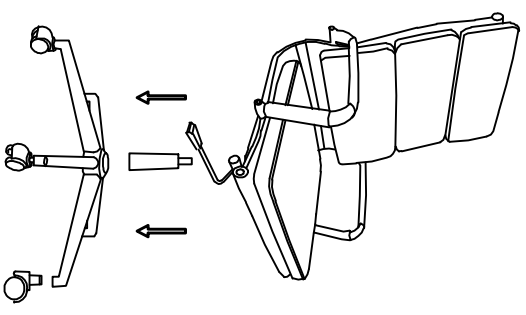

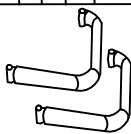



ASSEMBLY INSTRUCTION

MODEL: DR-3304 Alta

① CASTOR	③ GASLIFT	<div>1</div> 	<div>2</div> 	
5PCS	② 5-STARBASE			
	1PC ④ BACK AND SIT			
1PC ⑤ WASHER	1PC ⑦ MECHANISM			
				
8PCS ⑥ ALLENKEY		<div>3</div> 		<div>4</div> 
M8 1PC ⑧ SCREW M8*16	1PC ⑩ ARMREST			
				
4PCS ⑨ SCREW M8*45				
				
4PCS	1PC			

It is import to assemble all parts so that the directional "Arrows"point in the same direction. Make certain that all screws are fully tightened before using zhe chair, each month check all screws and tighten and that may have loosened ,warning:Do not stand on the chair for any purpose