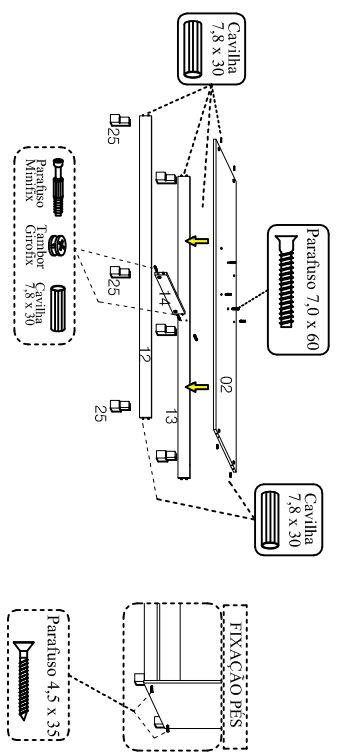
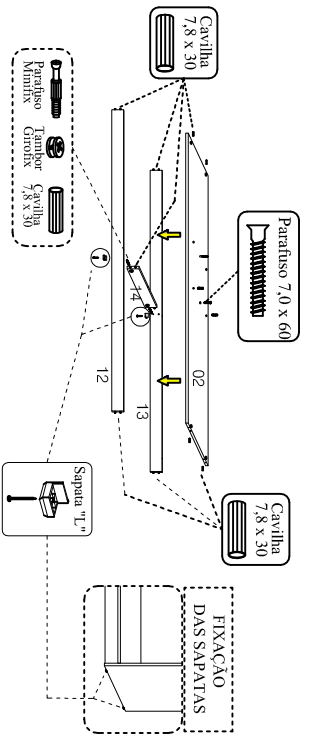


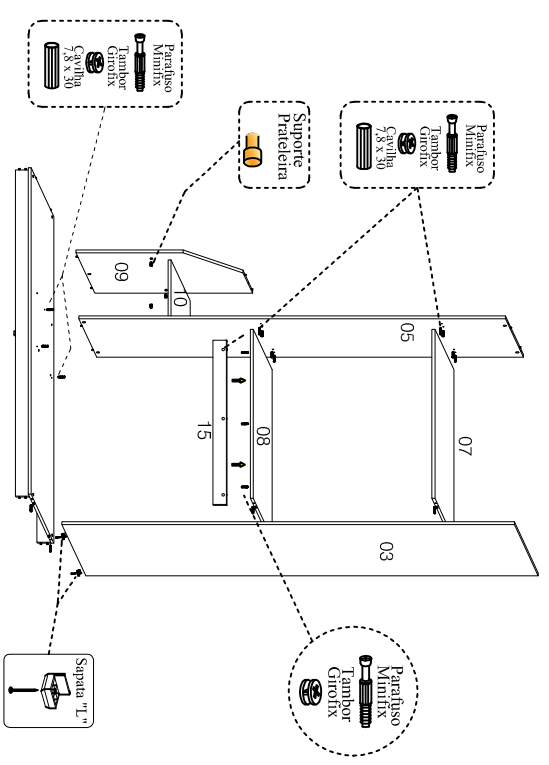
**- Montagem da base com pés**



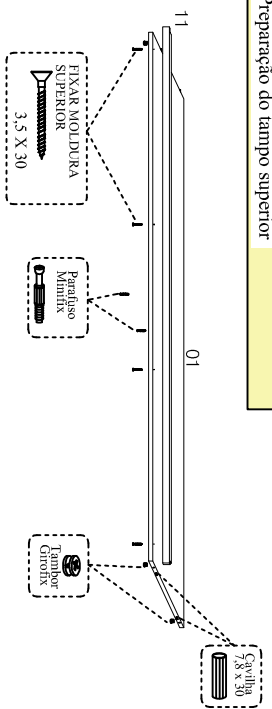
**- Montagem da base sem os pés**



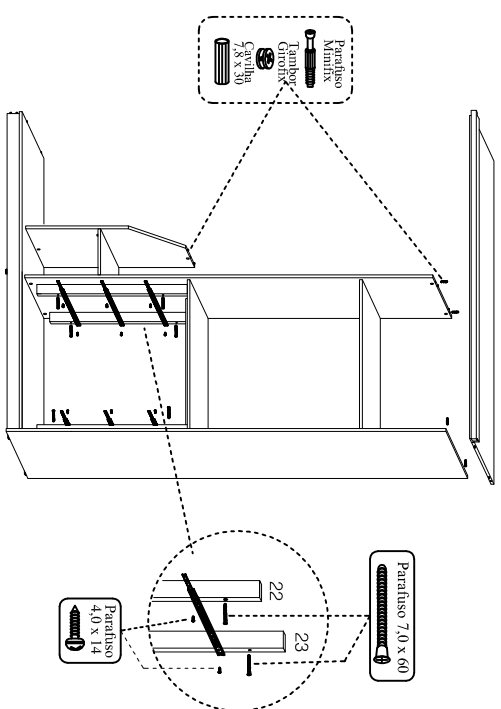
**- Montagem da parte central, lateral ext. direita e prateleiras**



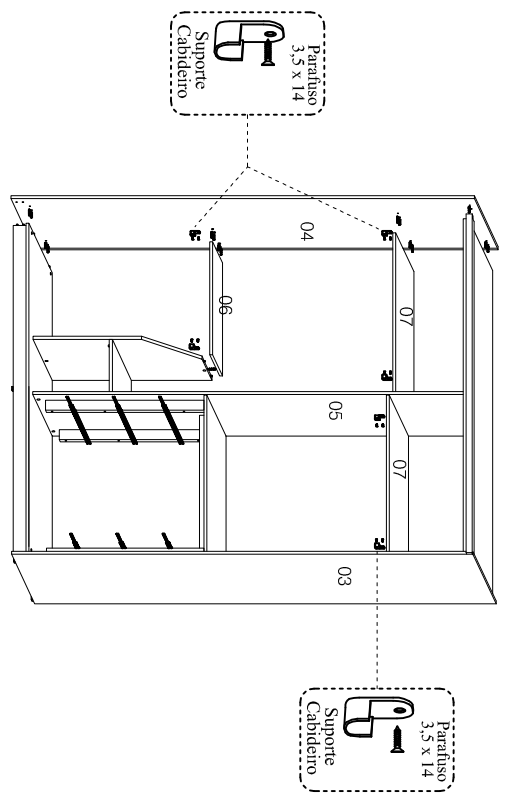
**- Preparação do tampo superior**



**- Fixação do tampo superior e os suportes com as corredeiras na parte central**



**- Fixação da lateral ext. esquerda, prateleira do mafeiro e tampo do calceiro**

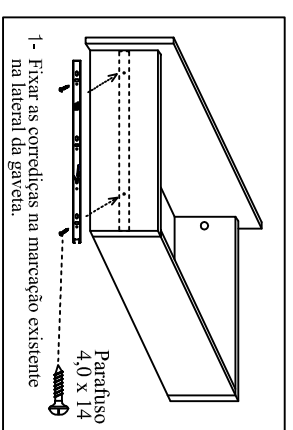
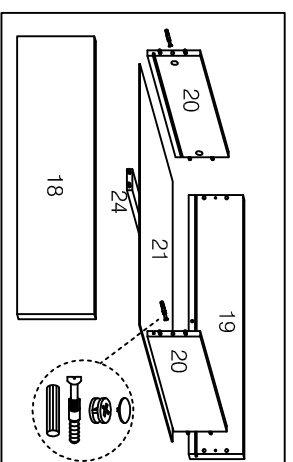


**FICHA TÉCNICA PEÇAS**

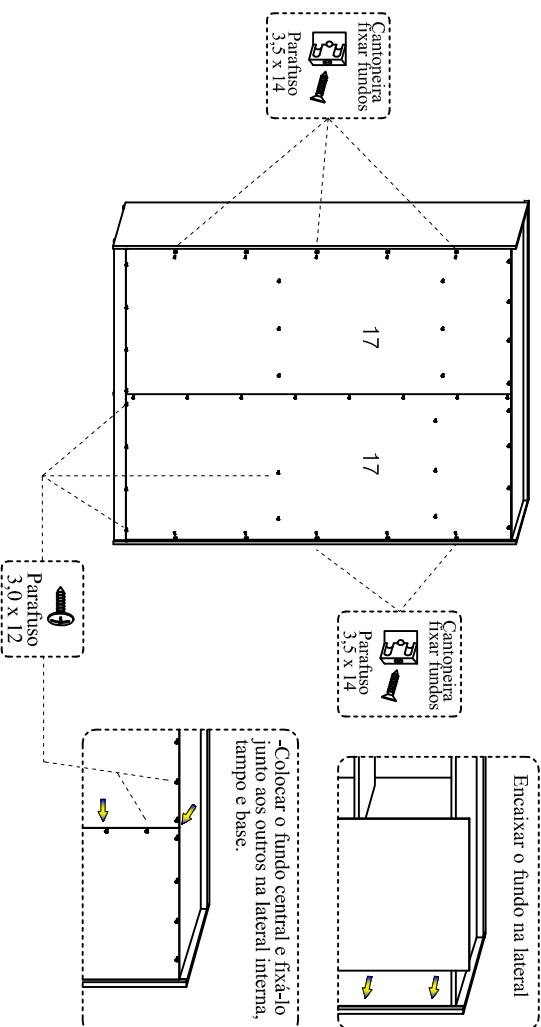
Nº	REF.	PEÇAS	QT.
01	20816	Tampo superior	01
02	20815	Base inferior	01
03	20817	Lateral externa direita	01
04	20818	Lateral externa esquerda	01
05	20819	Divisória interna	01
06	21496	Tampo calceiro menor	01
07	20821	Prateleira mafeiro	02
08	20823	Tampo gaveteiro	01
09	20820	Divisória calceiro menor	01
10	20824	Prateleira inferior pequena	01
11	20832	Moldura tampo superior	01
12	20828	Rodapé frontal	01
13	20829	Rodapé traseiro	01
14	20830	Trava central rodapé	01
15	20822	Trava reforço tampo gaveteiro	01
16	20831	Portas	02
17	20836	Fundo traseiro	02
18	20825	Frete gaveta	03
19	20826	Contra fundo gaveta	03
20	20827	Lateral gaveta	06
21	20835	Fundo gaveta	03
22	20833	Distanciador corredeira frontal	02
23	20834	Distanciador corredeira traseiro	02
24	10007	Reforço gaveta	03
25	18652	Pés com rebaixo	06



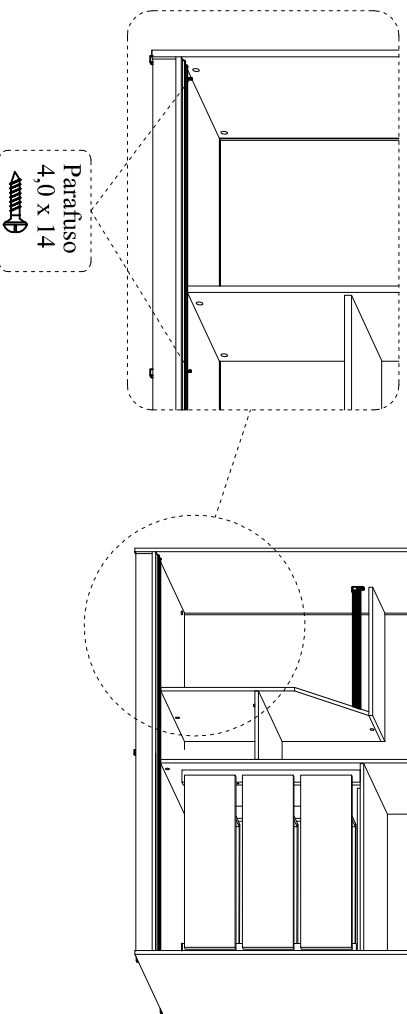
INDÚSTRIA DE MÓVEIS 4F LTDA  
 Rodovia Euclides da Cunha km 594,5  
 Urânia - SP Cep:15760-000  
 Fone: (17) 3634-3001  
 www.fazzio.com.br



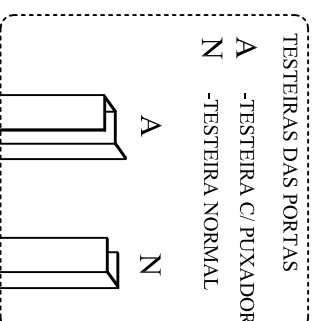
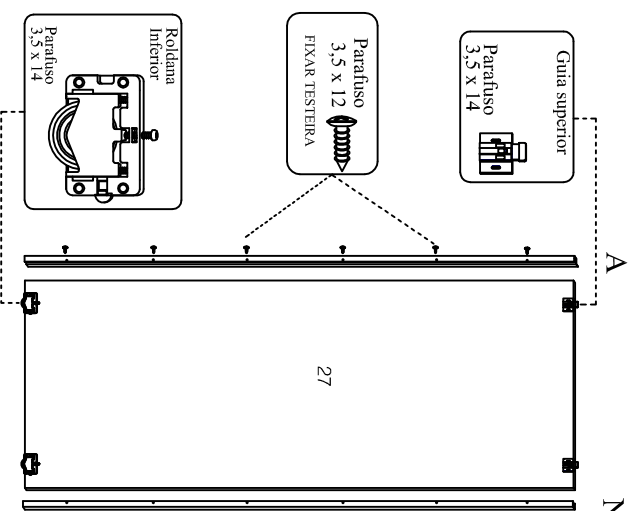
-Fixação do fundo traseiro.



- Fixação do trilho








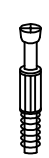








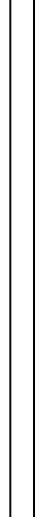
-Montagem das portas.




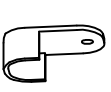
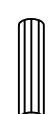





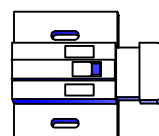
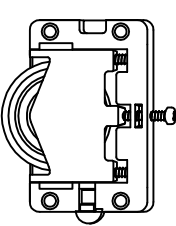
## GR./MÓDULO 2P DESLIZ. SPAZIO

### MONTAGEM FINAL



FERRAGENS E ACESSÓRIOS	QT.
PARAFUSO 3,5 x 14 	46
FIXAR SUP. CABIDEIRO/ FIXADOR DE FUNDOS/ ROLDANAS E GUIAS SUPERIORES	
PARAFUSO 7,0 x 60 	09
FIXAR DISTANCIADORES DE CORREDIÇA E TRAVA RODAPÉ	
TAMPA ADESIVA 	45
TAMBOR MINIFIX 	
PINO MINIFIX 	45
PARAFUSO 4,0 x 30 	04
FIXAR ACABAMENTO SUPERIOR	
PARAFUSO 4,0 x 14 ZINCADO 	04
FIXAR TRILHO INFERIOR	
PARAFUSO 4,0 x 14 OXIDADO 	24
FIXAR CORREDIÇÃS DAS GAVETAS 	
PARAFUSO 3,5 X 12 	84
FIXAR FUNDO TRASEIRO E TESTEIRAS DA PORTA	
PARAFUSO 4,5 x 35 	06
FIXAR PÉS NA BASE 	
PREGO 10 x 10 	06
FIXAR SAPATA "L" NO CASO DE MONTAGEM SEM OS PÉS	
TRILHO INFERIOR 	01

TESTEIRA C/ ABA (PUXADOR)	02
TESTEIRA NORMAL	02

FERRAGENS E ACESSÓRIOS	QT.
CORREDIÇA TELESCÓPICA 350mm - par 	03
SUPORTE CABIDEIRO 	06
CAVILHA 7,8 x 30 	72
TUBO CABIDEIRO 563mm 	01
TUBO CABIDEIRO 835mm 	02
SAPATA "L" 	06
SUPORTE PRATELEIRA 	04
FIXADOR FUNDOS 	16
FIXAR FUNDO TRASEIRO NAS LATERAIS EXTERNAS	
KIT ROLDANAS E GUIA SUPERIOR	
GUIA SUPERIOR 	04
ROLDANAS INFERIORES 	04