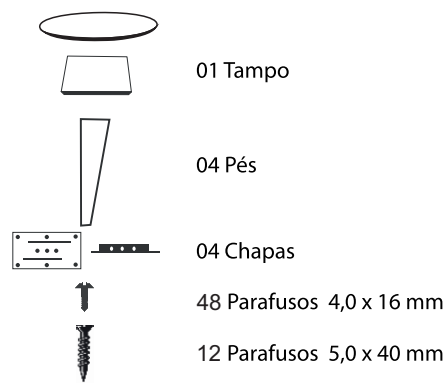


## MESA DE JANTAR / APARADOR

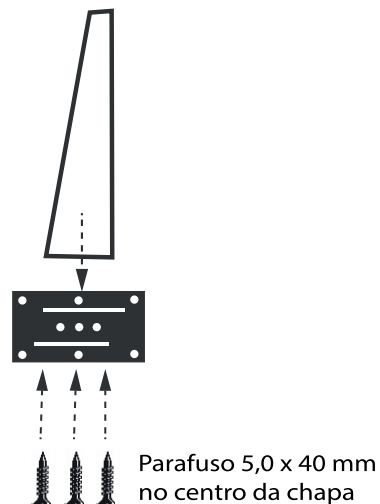


## COMPONENTES



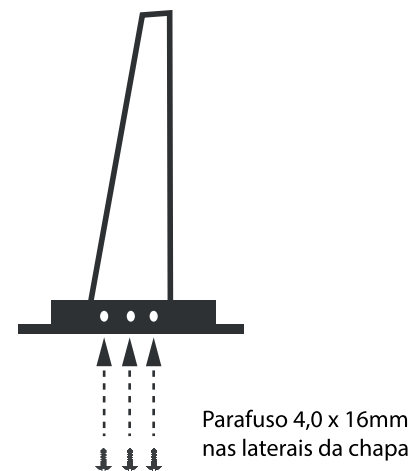
## PASSO 01

Parafusar o pé no centro da chapa utilizando os 3 (três) parafusos 5,0 x 40 mm;



## PASSO 02

Parafusar as laterais utilizando os 6 (seis) parafusos 4,0 x 16 mm .



## PASSO 03

Parafusar o pé, já preso na chapa, na marcação indicada no tampo da mesa com os 6 (seis) parafusos 4,0 x 16mm.

