





REF	DESCRIÇÃO	QTD
A	 Cavilha 6 x 30	12
B	 Rodízios 50mm	4
C	 3,5 x 16 C/P	16
D	 4 x 45 C/C	8

## Lista de peças

CÓD	DESCRIÇÃO	QTD	DIMENSÕES
01	Lateral Direita	1	750 x 360 x 15
02	Lateral Esquerda	1	750 x 360 x 15
03	Prateleiras/Base	3	350 x 370 x 15
04	Palitos	16	390 x 16

## FERRAMENTAS NECESSÁRIAS:

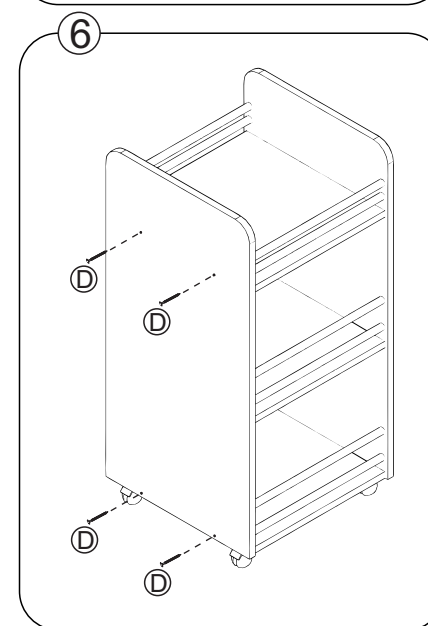
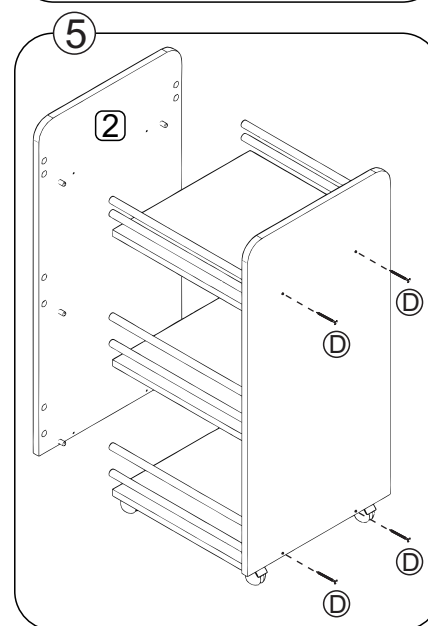
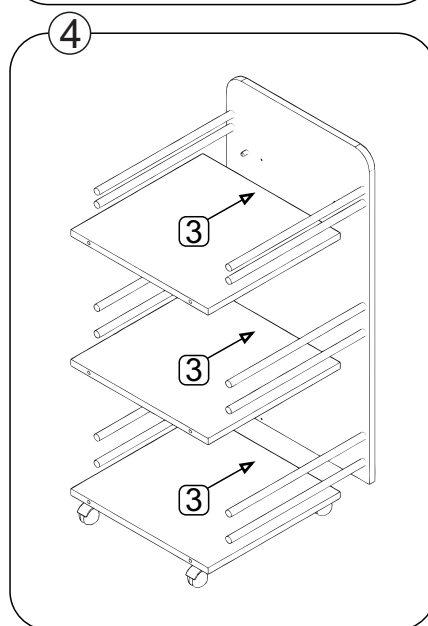
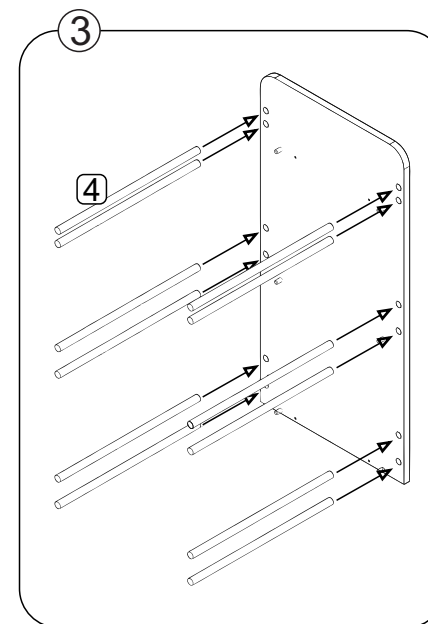
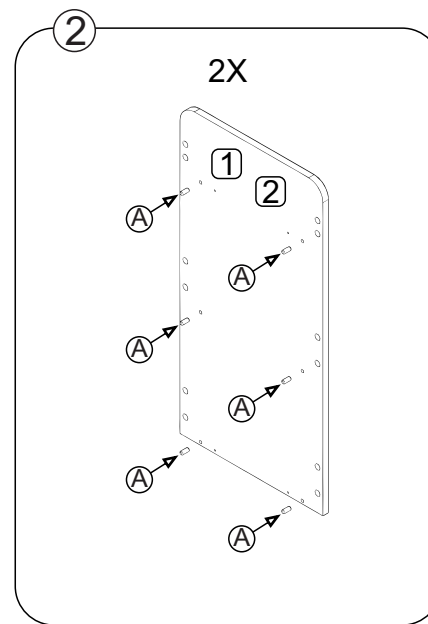
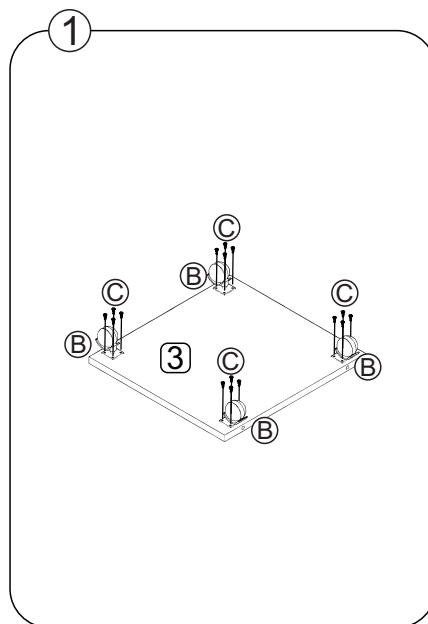


15 min.



Data: 23/06/2022

Revisão: 00



**"IMPORTANTE LER COM ATENÇÃO E GUARDAR PARA EVENTUAIS CONSULTAS"**