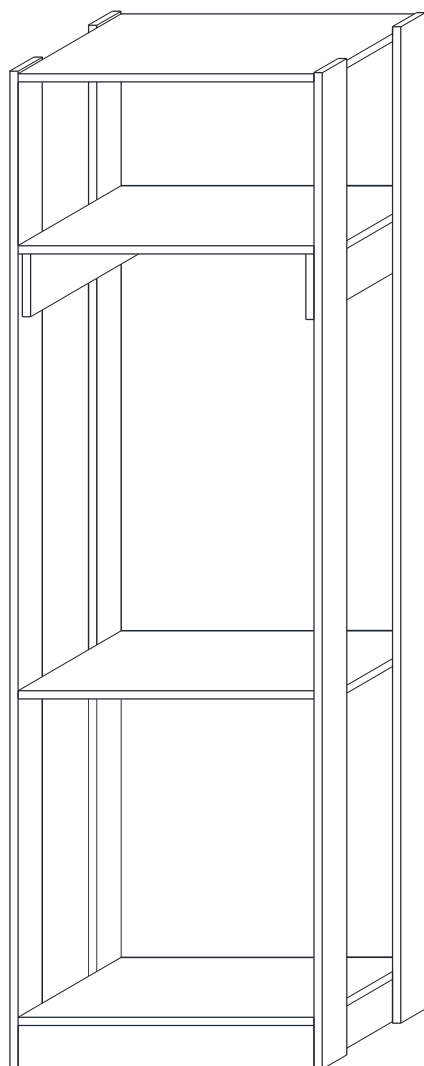
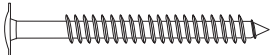








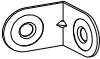






Modulo TITAN



Nº PÇ	Descrição das peças	Qt.
1	Lateral Esquerda e Direita Frente	02
2	Base	01
3	Rodapé frontal	01
4	Rodapé Lateral	02
5	Tampo Inferior	01
6	Tampo Superior	01
7	Apoio do cabideiro	02
8	Chapéu	01
9	Lateral Esquerda e Direita Costa	02

	DESCRIÇÃO	QTD
A	 Parafuso 4,0 x 40	16
B	 Porca cilíndrica 9 x 12	16
C	 Parafuso 3,5 x 12	08
D	 Parafuso 4,0 x 25	12
E	 Cavilha 06 x 30	12
F	 Suporte Cabideiro Oblongo	02
G	 Cabideiro	01
H	 Parafuso 3,5 x 40	04
I	 Etiqueta	01
J	 Cantoneira	02
K	 Pregos 08 x 08	04
L	 Sapata 15mm	04
M	 Tapa adesiva	04
N	 Giz de Correção	02

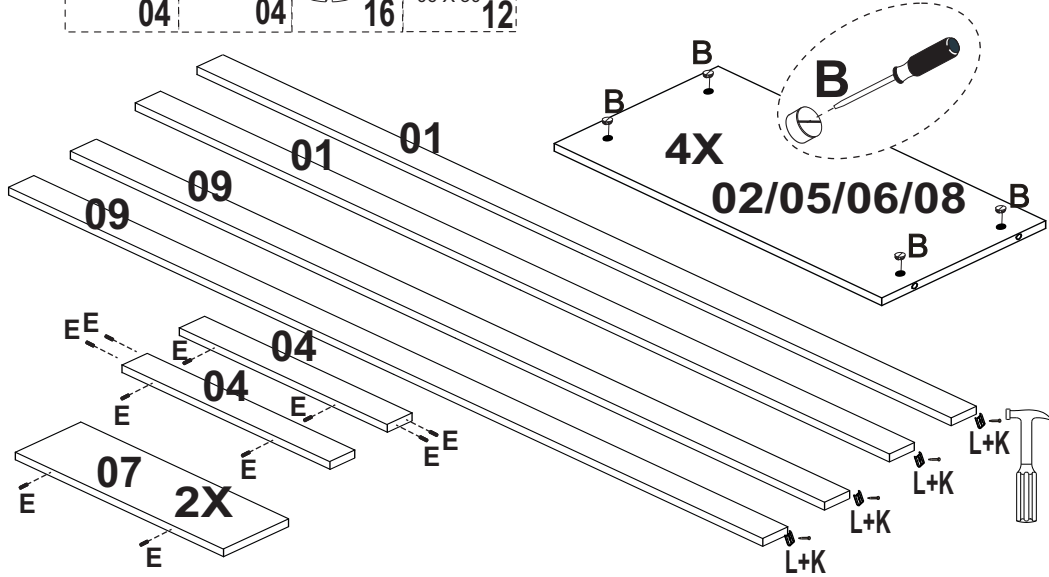
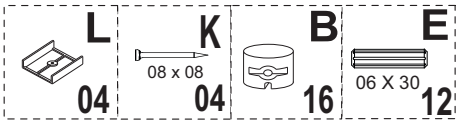
PARA A LIMPEZA E CONSERVAÇÃO DO SEU MÓVEL

- Não use produtos abrasivos como Álcool, Solventes, Acetona e etc...
- Use somente um pano macio e seco.

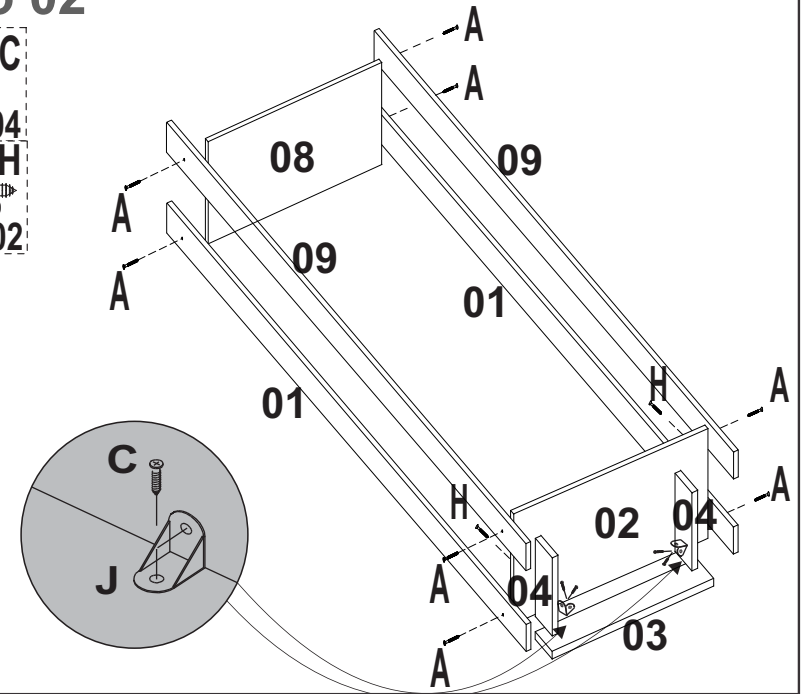
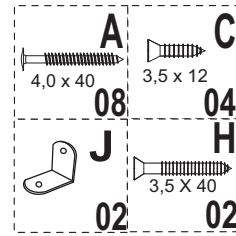
DESEMBALANDO

Identifique todas as peças e deixe-as de pé, nunca coloque umas sobre as outras. Utilize a própria embalagem como tapete para a montagem do produto.

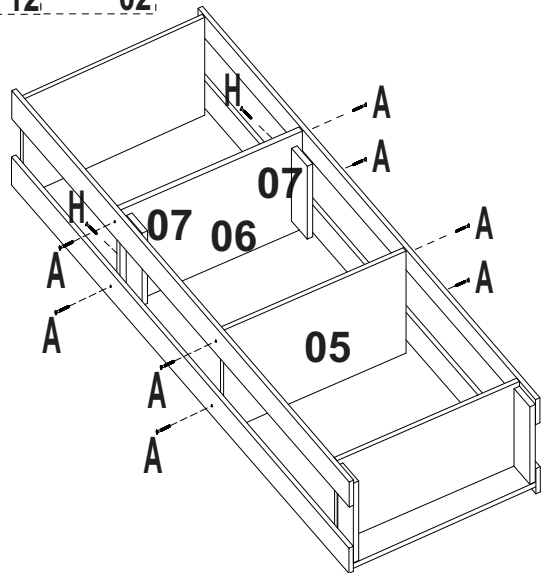
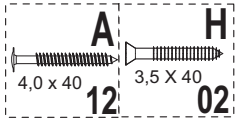
Passo 01



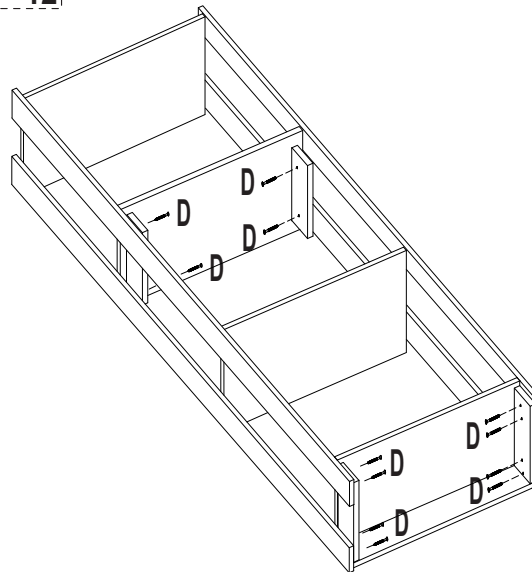
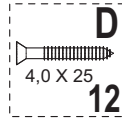
Passo 02



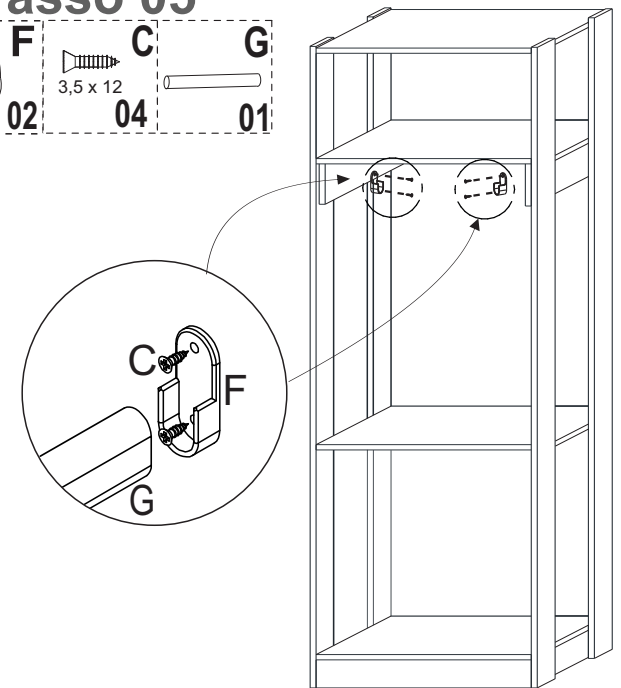
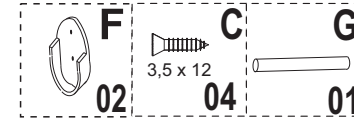
Passo 03



Passo 04



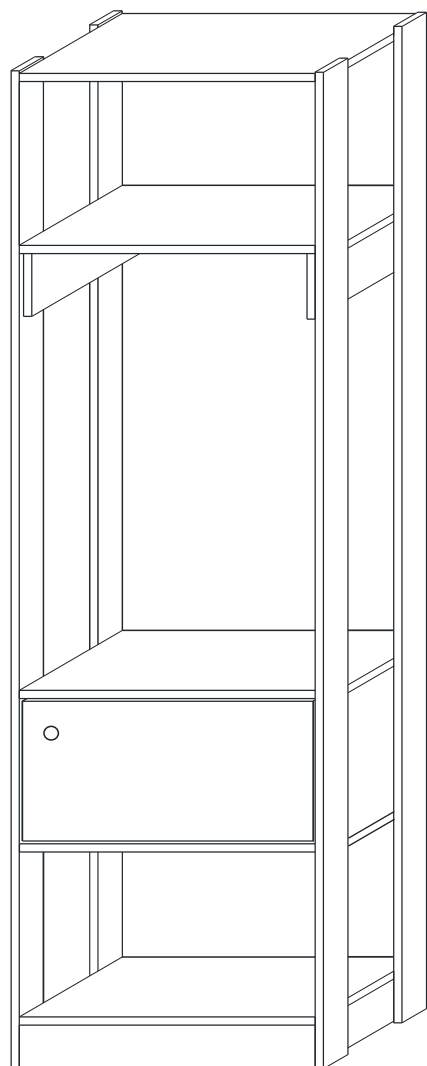
Passo 05



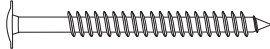


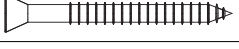














Av. Paranaíba, 3263
 Pq. Cidade Industrial
 Cep: 87070-130 - Maringá - PR
 Fone - (44) 3225-2950 Fax - (44) 3262-9573
 E-mail: moveisleao@moveisleao.com.br
 Site: www.moveisleao.com.br



Modulo TITAN (Porta)



N° PÇ	Descrição das peças	Qt.
1	Base da Porta	01
2	Lateral Esquerda do Nicho Porta	01
3	Lateral Direita do Nicho Porta	01
4	Porta	01
6	Fundo (53,5 x 32,5 x 03)	01
7	Batente da Porta	01

DESCRIÇÃO		QTD
A	 Parafuso 4,0 x 40	04
B	 Porca cilíndrica 9 x 12	04
C	 Parafuso 3,5 x 12	08
D	 Parafuso 4,0 x 25	10
E	 Cavilha 06 x 30	08
F	 Pino girofix simples	04
G	 Castanha girofix	04
H	 Parafuso 3,5 x 40	04
I	 Etiqueta	01
J	 Tampa castanha girofix	04
K	 Prego 08 x 08	20
L	 Puxador	01
M	 Dobradiça	02
N	 Calço dobradiça	02
O	 Tampa adesiva	08
P	 Giz de Correção	02

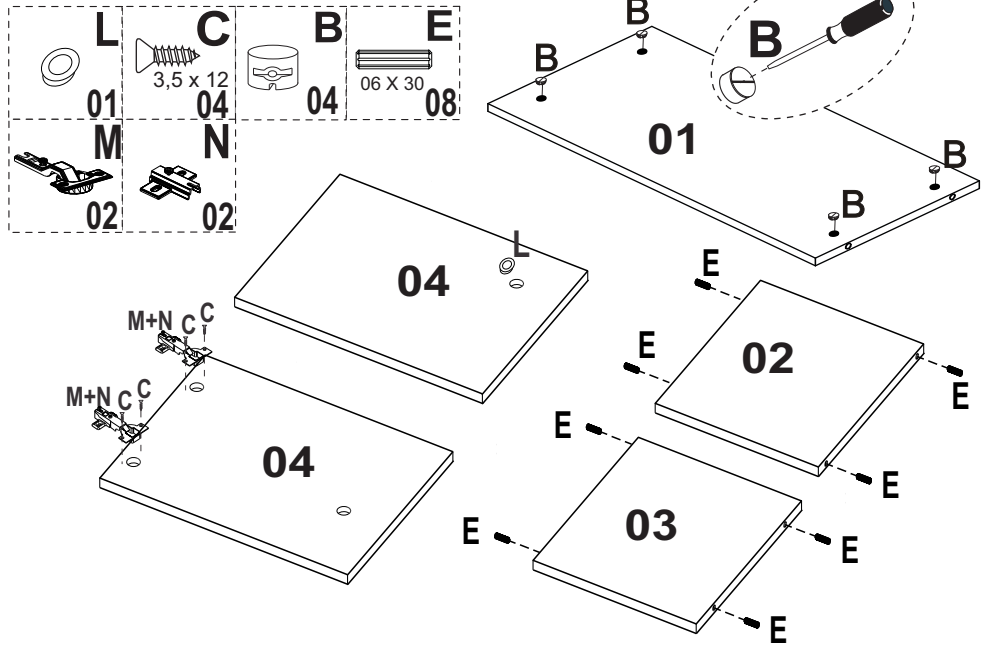
PARA A LIMPEZA E CONSERVAÇÃO DO SEU MÓVEL

-  Não use produtos abrasivos como Álcool, Solventes, Acetona e etc...
-  Use somente um pano macio e seco.

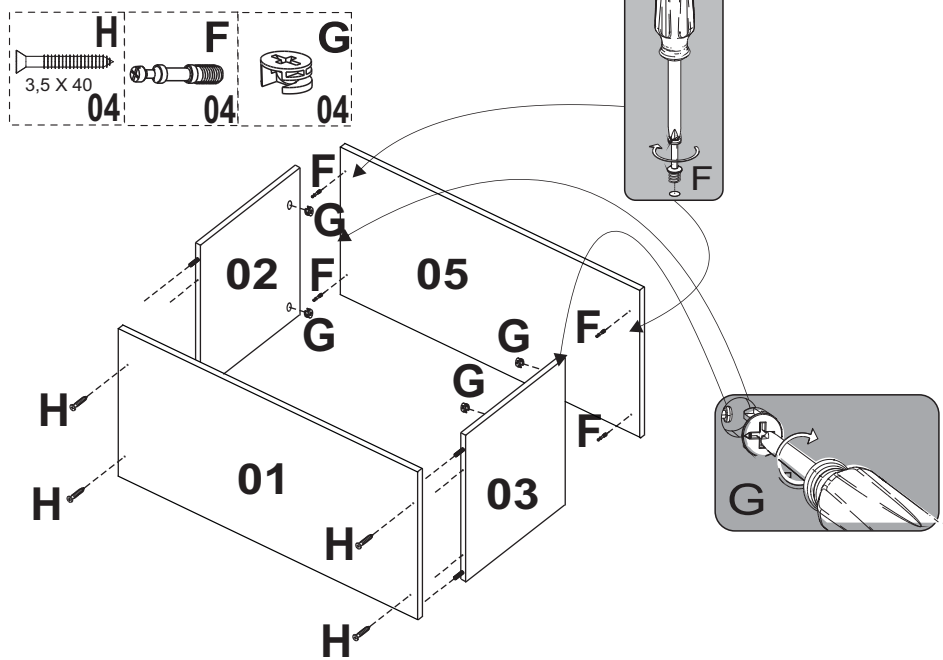
DESEMBALANDO

Identifique todas as peças e deixe-as de pé, nunca coloque umas sobre as outras. Utilize a própria embalagem como tapete para a montagem do produto.

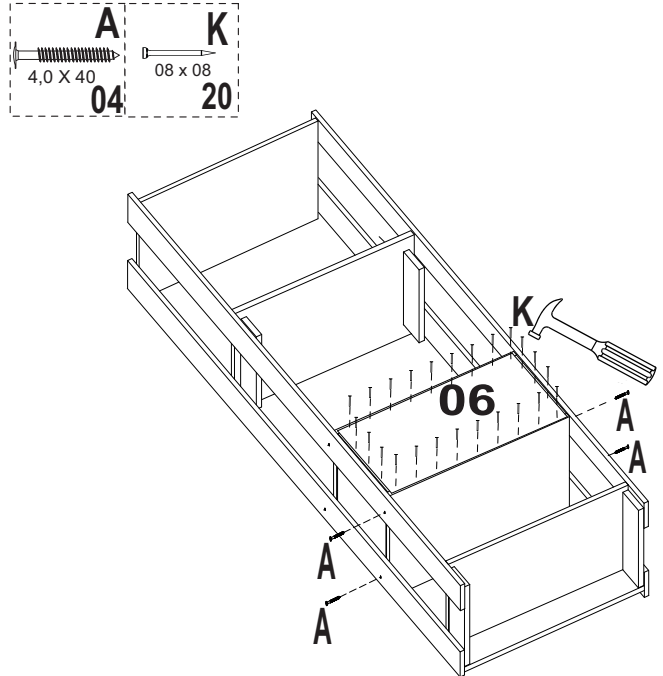
Passo 01



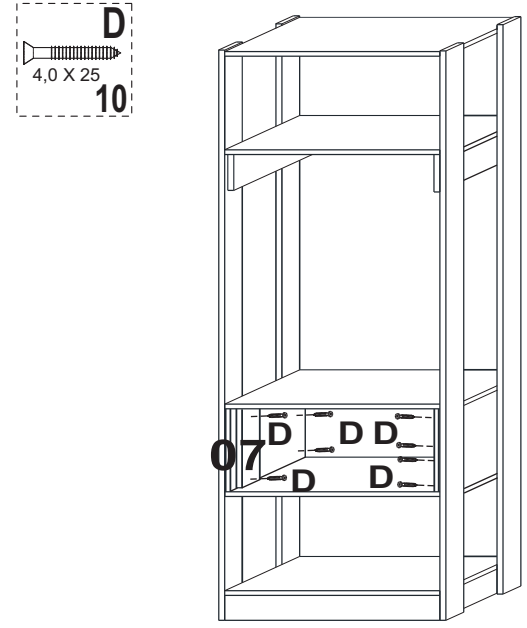
Passo 02



Passo 03



Passo 04



Passo 05

