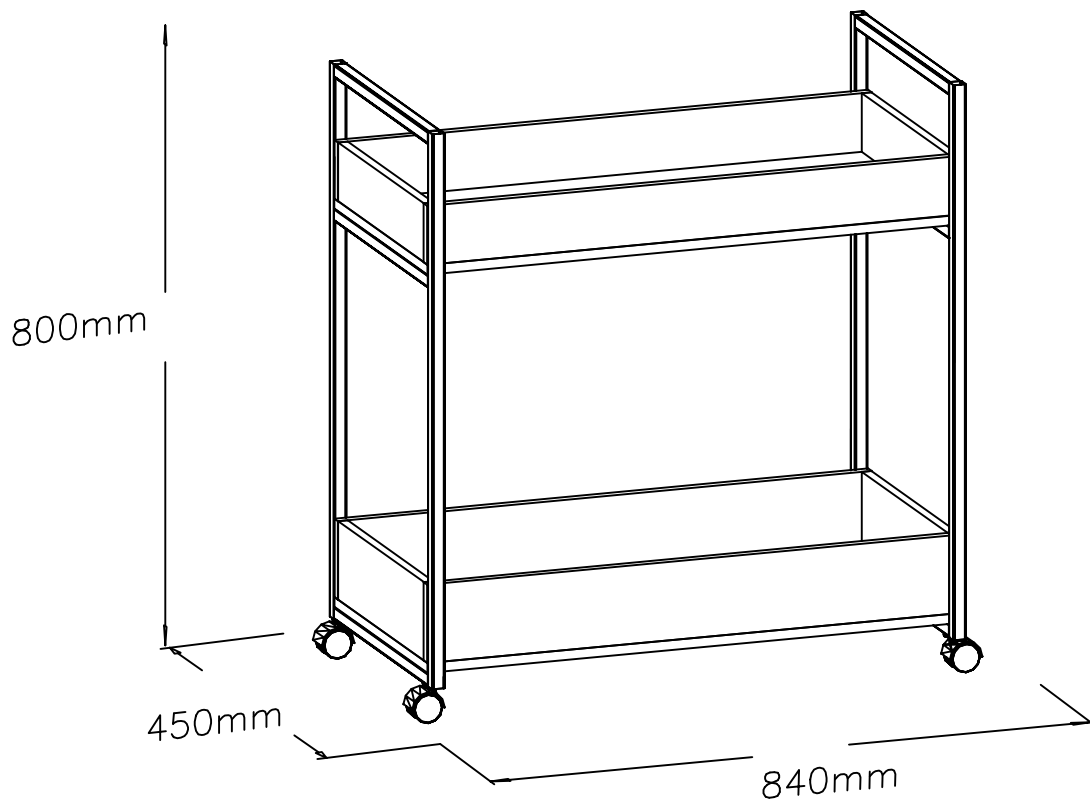


MANUAL DE MONTAGEM

INSTRUCCIONES DE MONTAJE

ASSEMBLY INSTRUCTIONS



ATENÇÃO / PRECAUCIÓN / ATTENTION:

- 1 – Ler atentamente todo o manual antes de iniciar a montagem do móvel.
 - 2 – A montagem deve ser feita em uma superfície plana e limpa.
 - 3 – Recomenda-se utilizar a embalagem do móvel para forrar o chão e assim não danificá-lo.
- 1 – Lea cuidadosamente todo el manual antes de comenzar el montaje.
 - 2 – La instalación debe hacerse sobre una superficie plana y limpia.
 - 3 – Es recomendado ser utilizado para empaquetar el móvil a la línea y tierra y por lo tanto dañar ellos.
- 1 – Read the entire manual carefully before starting the furniture assembly.
 - 2 – The assembly must be done on a flat and clean surface.
 - 3 – It is recommended to use the packaging of the furniture to cover the floor and thus not to damage them.

LIMPEZA E CONSERVAÇÃO / LIMPIEZA Y CONSERVACIÓN / CLEANLINESS AND CONSERVATION:

A limpeza do móvel deve ser feita com utilização de pano umedecido com água, podendo conter uma pequena quantidade de álcool. Não utilize produtos abrasivos.

La unidad de limpieza se debe realizar con el uso de paño humedecido con agua y puede contener una pequeña cantidad de alcohol. No utilice productos abrasivos.

The furniture should be cleaned with a cloth dampened with water and may contain a small amount of alcohol. Do not use abrasive products.

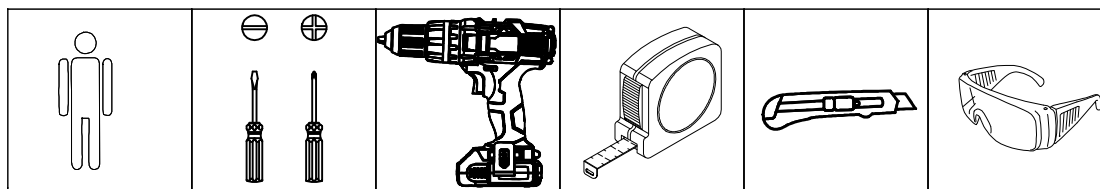
GARANTIA / GARANTÍA / WARRANTY:

90 dias para defeitos de fabricação.

90 días a defectos de fabricación.

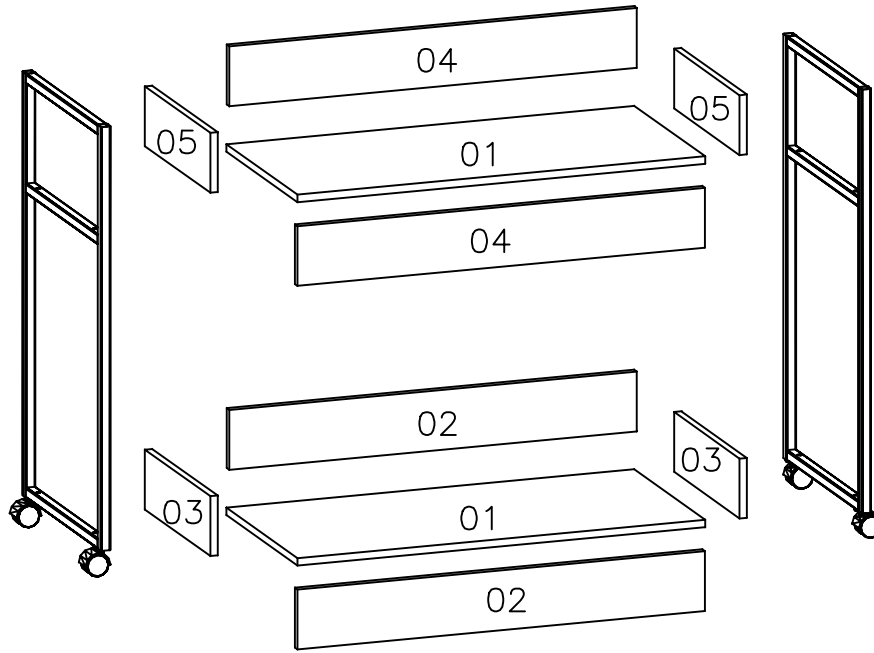
90 days for manufacturing defects.




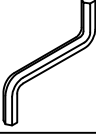

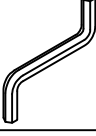





FERRAMENTAS NECESSÁRIAS / HERRAMIENTAS NECESARIAS / TOOLS REQUIRED:



Lista de peças / Lista de piezas / List of pieces



Código/ Código/ Code	Descrição	Descripción	Description	Quantidade/ Cantidad/ Amount	Comprimento/ Longitud/ Length (mm)	Largura/ Ancho/ Width (mm)	Espessura/ Espesor/ Thickness (mm)	Caixa/ Caja/ Box
01	Base	Pieza de suelo	Basis	2	840	402	15	A
02	Sarrafo inferior maior	Parte inferior más grande	Larger Bottom Part	2	840	120	15	A
03	Sarrafo inferior menor	Parte inferior más pequeña	Smaller Bottom Part	2	371	120	15	A
04	Sarrafo superior maior	Pieza superior más grande	Larger top part	2	840	90	15	A
05	Sarrafo superior menor	Pieza superior más pequeña	Smaller Upper Part	2	371	90	15	A

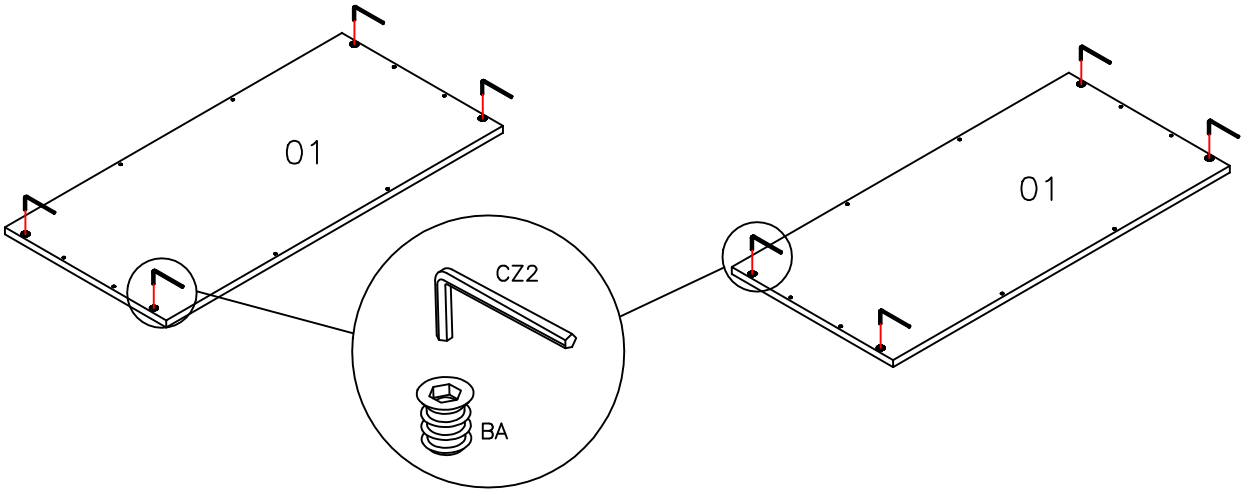


Ferragem / Herrajes / Hardware			
	Código/ Código/ Code	Descrição / Descripción / Description	Quan. / Cant. / Amou.
PE15	58787	 Parafuso estrutural/ Tornillo estrutural/Structural screw 5x50	32
PF7	4042	 Parafuso/ Tornillo/ Screw 4x40 ZP	8
PE16	63575	 Parafuso estrutural/ Tornillo estrutural/ Structural screw 1/4x30 ZP	8
CZ1	248	 Chave Allen/ Llave Allen/ Allen key 1/4"	1
CZ2	10109	 Chave allen/Clave allen/Allen key 6mm	1
CZ3	58788	 Chave allen/Clave allen/Allen key 3x40mm	1
BA	10102	 Bucha de parafuso/Casquillo de tornillo/Screw bushing	8
EM	58	 Etiqueta marca/Tag label "Kappesberg"	1
RZ3	63028	 Rodizio Rolete/Rodillo/ Roller	4
PI1	2087	 Ponteira/Puntera Handle 20x20	4
E1	62438	 Estrutura Estructura Structure	2


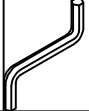


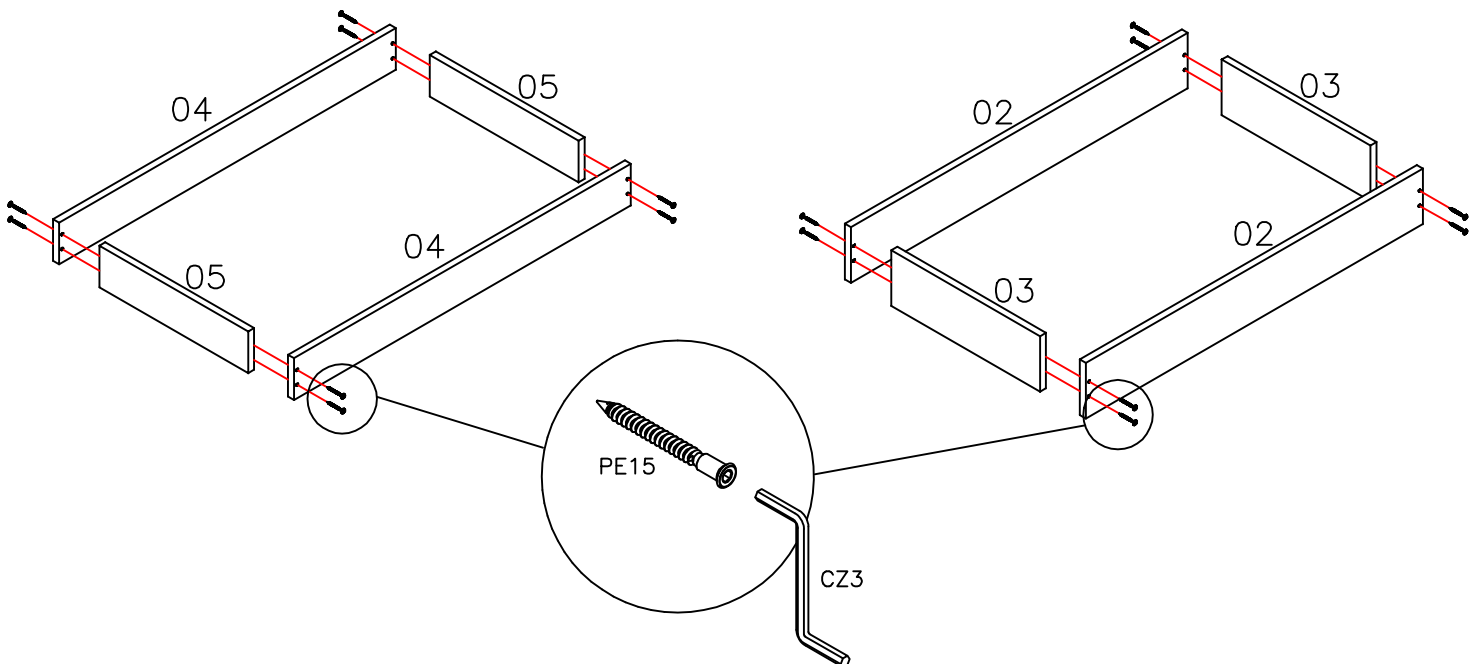
01

CZ2		1
BA		8





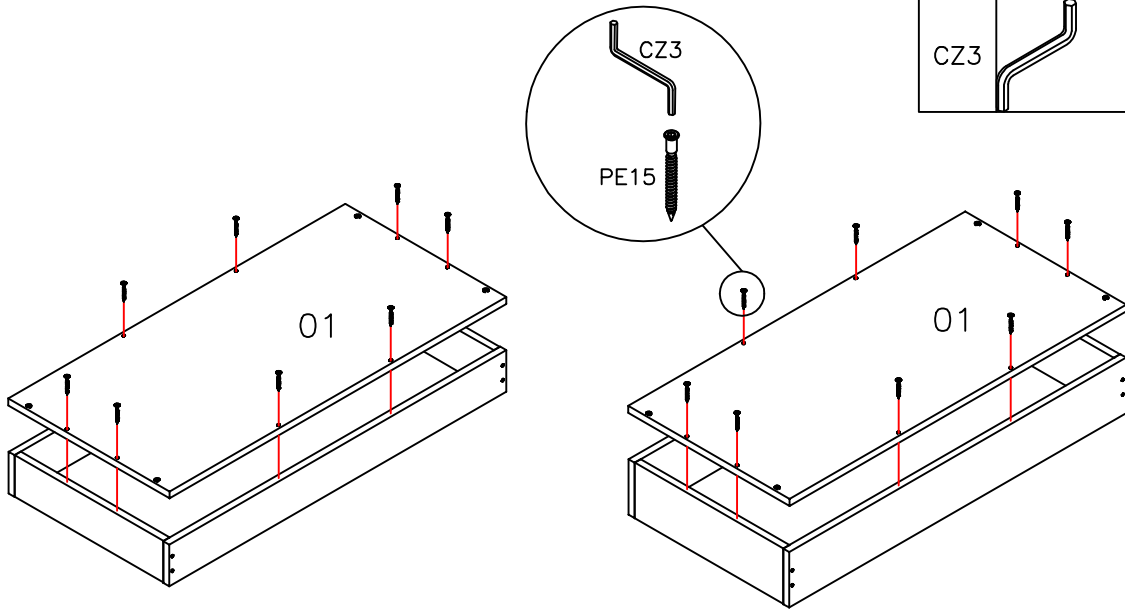
02

PE15		16
CZ3		1



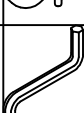
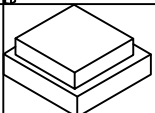




03

PE15		16
CZ3		1



04

PF7		8
PE16		8
CZ1		1
PI1		4
RZ3		4
E1		2

