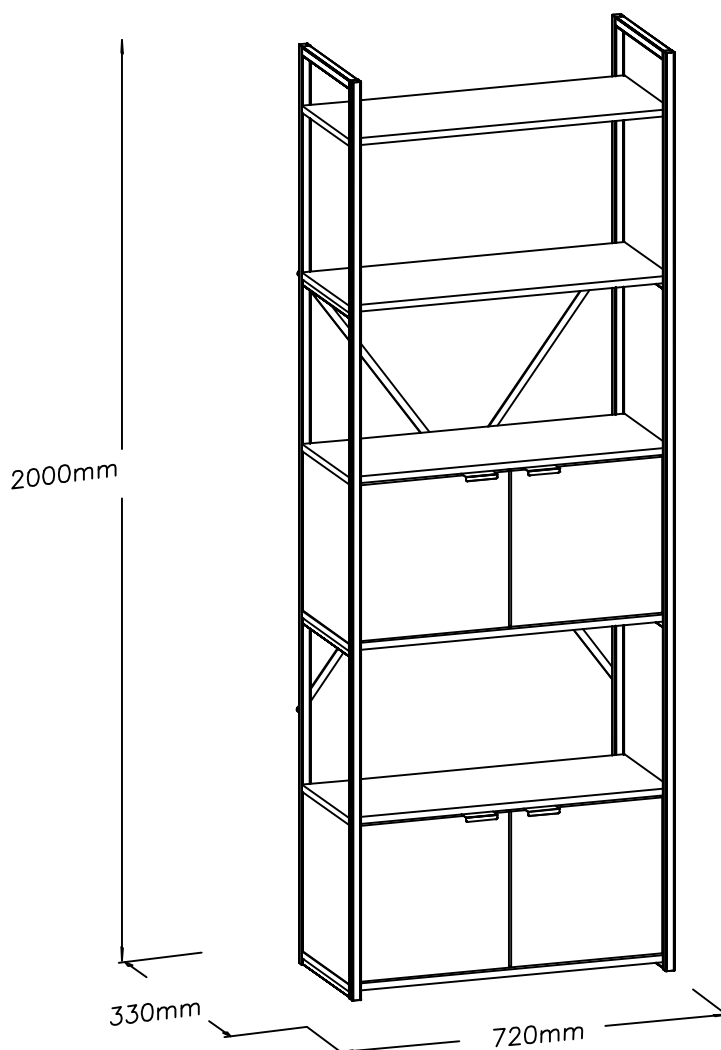


MANUAL DE MONTAGEM

INSTRUCCIONES DE MONTAJE

ASSEMBLY INSTRUCTIONS



ATENÇÃO / PRECAUCIÓN / ATTENTION:

- 1 – Ler atentamente todo o manual antes de iniciar a montagem do móvel.
 - 2 – A montagem deve ser feita em uma superfície plana e limpa.
 - 3 – Recomenda-se utilizar a embalagem do móvel para forrar e chão e assim não danificá-lo.
- 1 – Lea cuidadosamente todo el manual antes de comenzar el montaje.
 - 2 – La instalación debe hacerse sobre una superficie plana y limpia.
 - 3 – Es recomendado ser utilizado para empaquetar móvil a la línea y tierra y por lo tanto dañar ellos.
- 1 – Read the entire manual carefully before starting the furniture assembly.
 - 2 – The assembly must be done on a flat and clean surface.
 - 3 – It is recommended to use the packaging of the furniture to cover and floor and thus not to damage them.

LIMPEZA E CONSERVAÇÃO / LIMPIEZA Y CONSERVACIÓN / CLEANLINESS AND CONSERVATION:

A limpeza do móvel deve ser feita com utilização de pano umedecido com água, podendo conter uma pequena quantidade de álcool. Não utilize produtos abrasivos.

La unidad de limpieza se debe realizar con el uso de paño humedecido con agua y puede contener una pequeña cantidad de alcohol. No utilice productos abrasivos.

The furniture should be cleaned with a cloth dampened with water and may contain a small amount of alcohol. Do not use abrasive products.

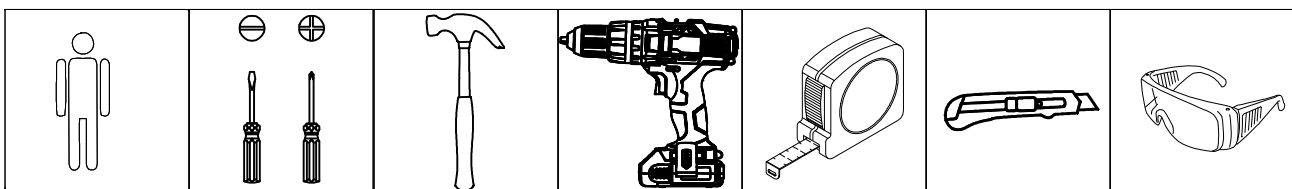
GARANTIA / GARANTÍA / WARRANTY:

90 dias para defeitos de fabricação.

90 días a defectos de fabricación.

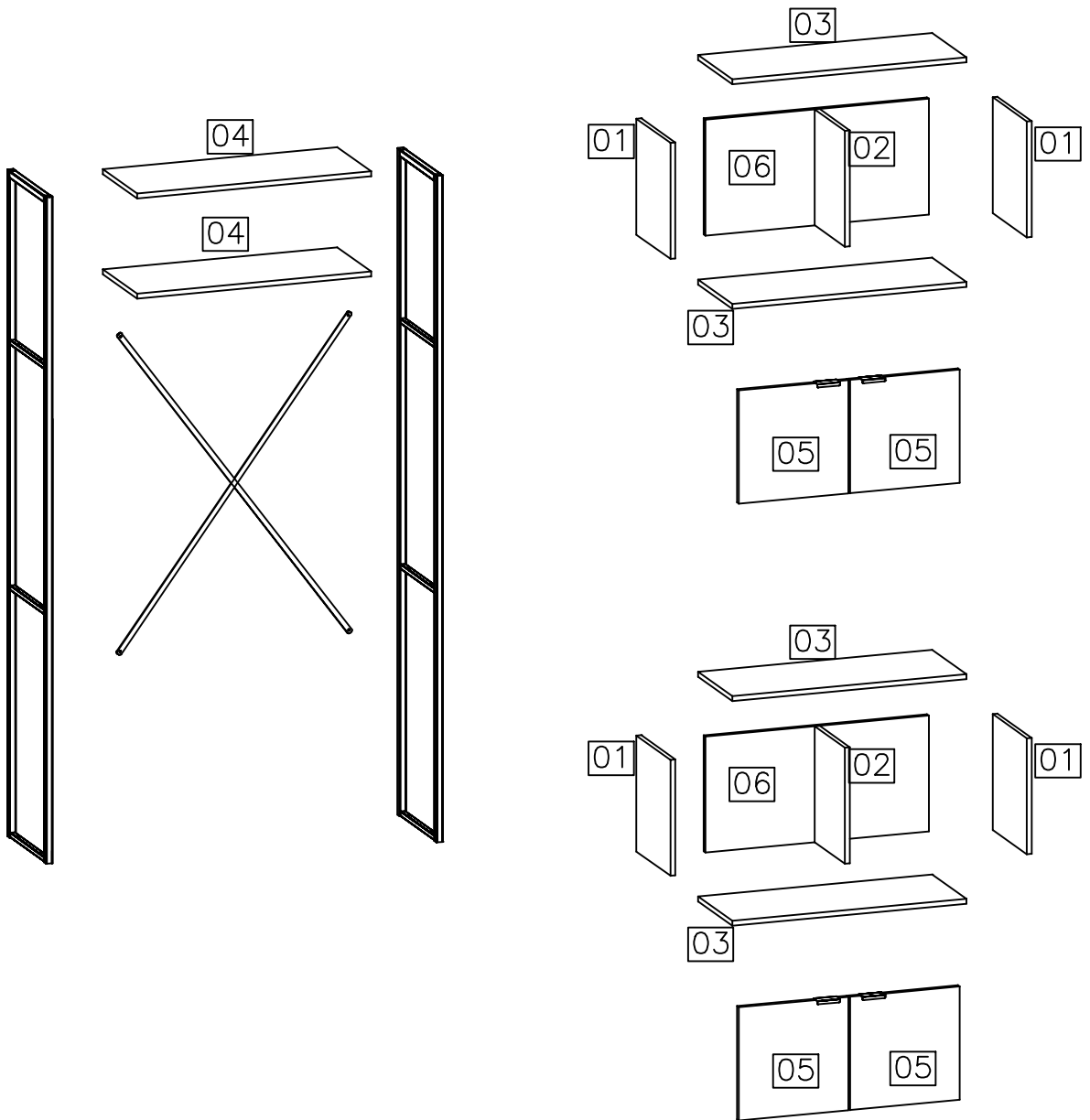
90 days for manufacturing defects.




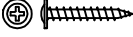



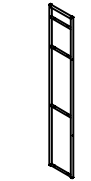


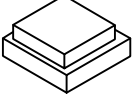
FERRAMENTAS NECESSÁRIAS / HERRAMIENTAS NECESARIAS / TOOLS REQUIRED:


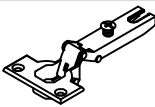





Lista de peças / Lista de piezas / List of pieces

Código/ Código/ Code	Descrição	Descripción	Description	Quantidade/ Cantidad/ Amount	Comprimento/ Longitud/ Length (mm)	Largura/ Ancho/ Width (mm)	Espessura/ Espesor/ Thickness (mm)	Caixa/ Caja/ Box
01	Lateral	Lado	Side	4	347	288	15	A
02	Divisória	División	Division	2	347	256	15	A
03	Base/Chapéu	Pieza de suelo/Pieza de techo	Basis/top	4	720	288	15	A
04	Prateleiras	Esterías	Shelf	2	720	288	15	A
05	Porta	Puerta	Door	4	339	337	15	A
06	Costas	Pieza del fondo	Back panel	2	687	346	15	A

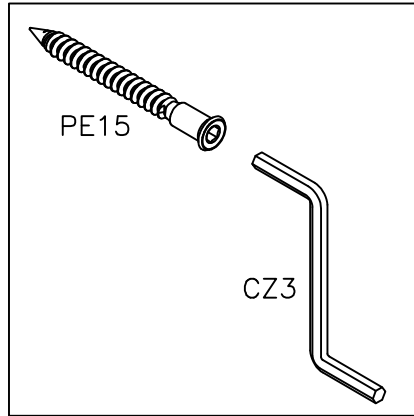
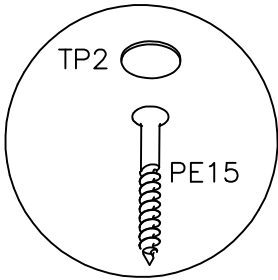


Ferragem / Herrajes / Hardware			
	Código/ Código/ Code	Descrição / Descripción / Description	Quan. / Cant. / Amou.
PE15	58787	 Parafuso estrutural/ Tornillo estructural/Structural screw 5x50	40
PF1	56243	 Parafuso/ Tornillo/ Screw 3,5x12	8
PP9	58748	 Parafuso/ Tornillo/ Screw 4,2x16	4
PF6	58732	 Parafuso/ Tornillo/ Screw 3,5x25 ZP	16
EM	58	 Etiqueta marca/Tag label "Kappesberg"	1
SA	58639	 Sapata regulável/Zapato/Shoe 1/4x20	4
H	58169	 Haste de ferro/Barra de hierro/Made of ferro	2
E	62440	 Estrutura Estructura Structure	2
BR	58638	 Bucha/Casquillo de tornillo/Screw bushing 20x20	4
CZ3	58788	 Chave allen/Clave allen/Allen key 3x40mm	1
PI	2087	 Ponteira/Puntera Handle 20x20	4

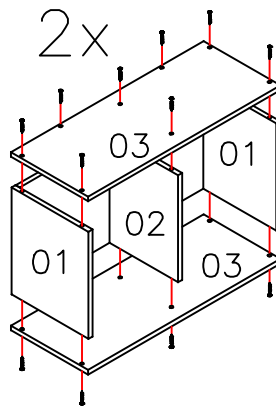
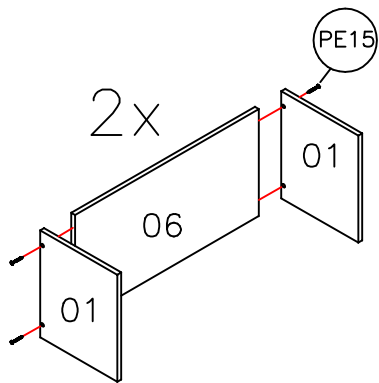
TP2	FRPRF=51255 (Freije)		Tapa furo/Tapa del agujero/Screw cap cover 13mm	32
D08	61969		Dobradiça super curva/Bisagra/Hinge 35mm	8
	62435		Calço para dobradiça/ Bisagra de calce/Hinge shim	8
	61971		Parafuso da dobradiça/ Tornillo del bisagra/Hinge Screw 4,0x14	32
PX	FRPRF=39999 (Preto fosco)		Puxador de chapa J/Asar/Handle 70mm	4



01

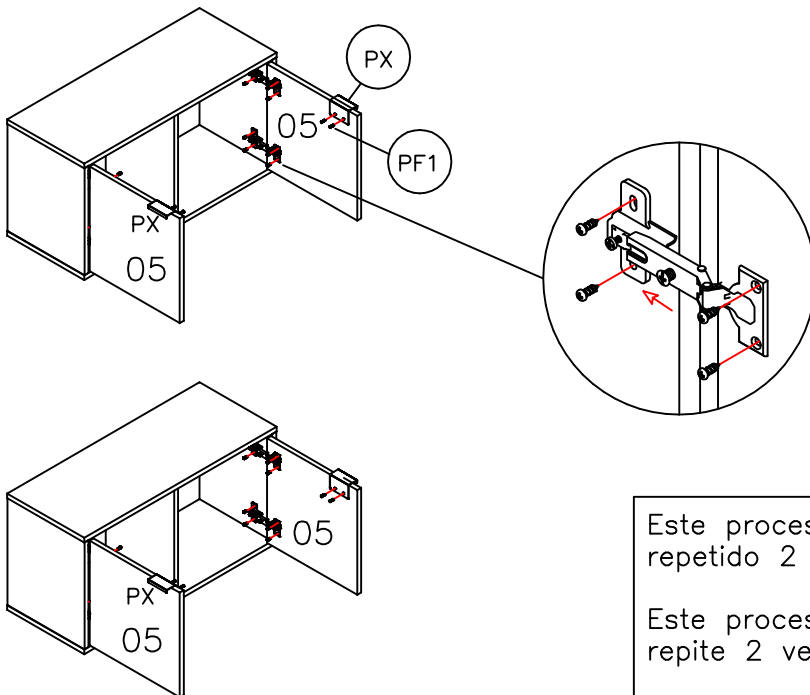


TP2		32
PE15		40
CZ3		1



Este processo é repetido 2 vezes
Este proceso se repite 2 veces
This process is repeated 2 times

02



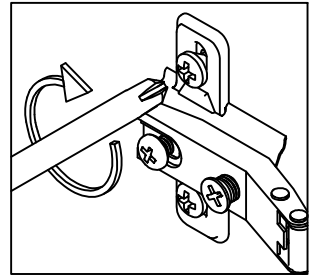
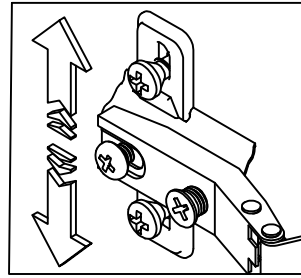
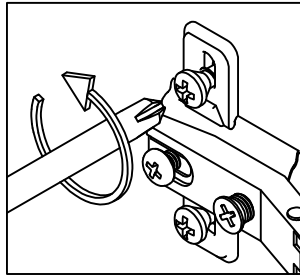
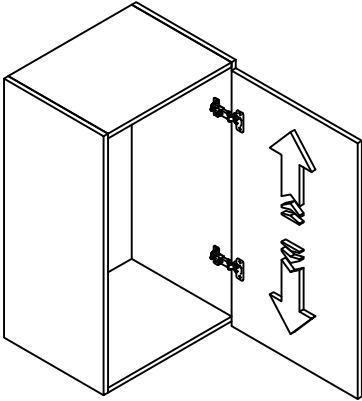
D08		8
		8
		32
PX		4
PF1		8

Este processo é repetido 2 vezes
Este proceso se repite 2 veces
This process is repeated 2 times

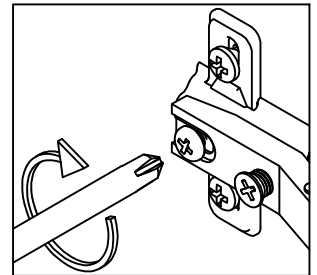
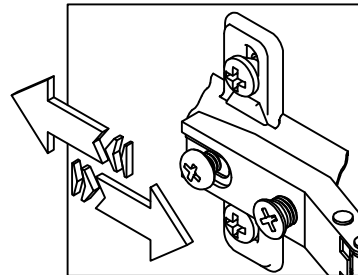
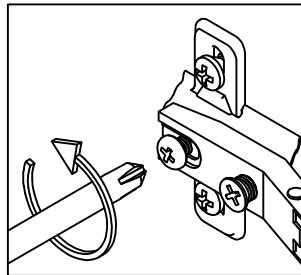
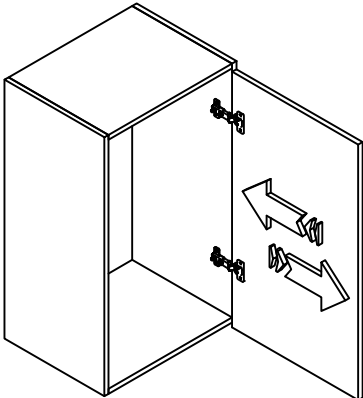
03

Ajuste de portas
Ajuste de puerto
Doors Adjustment

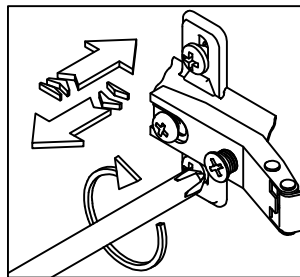
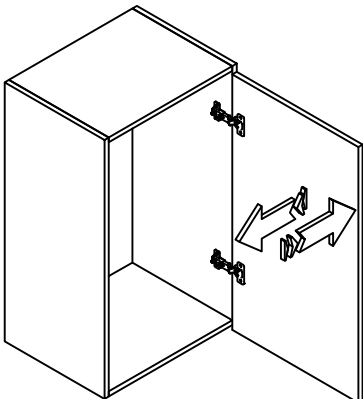
Ajuste de altura
Height Adjustment



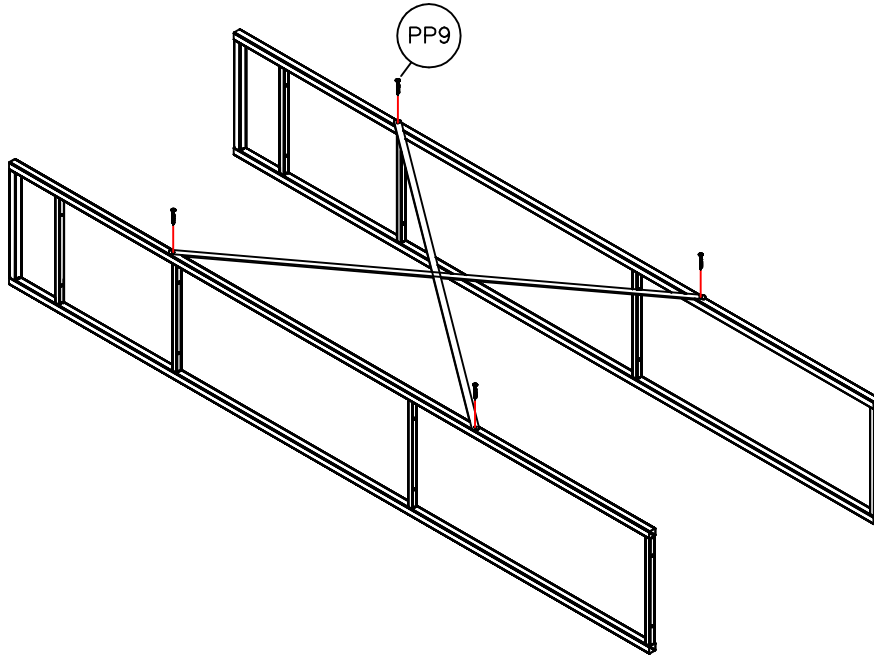
Ajuste Interno
Internal Adjustment






Ajuste de Profundidade
Ajuste de profundidad
Depth Adjustment

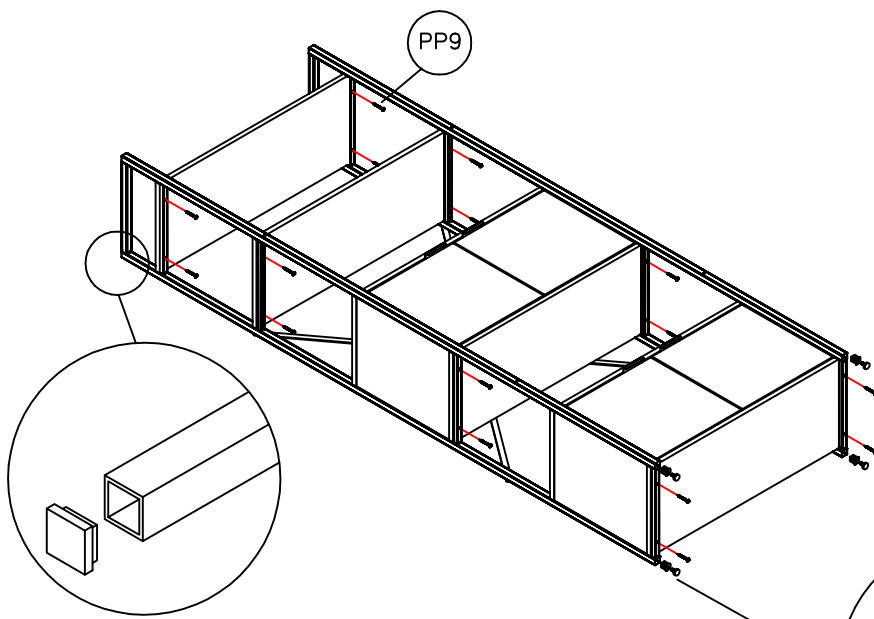



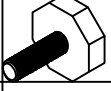


04



E		2
H		2
PP9		4

05



PF6		16
SA		4
BR		4
PI		4

