








REF	DESCRIÇÃO	QTD
A	 Cavilha 8 x 30	28
B	 Cavilha 8 x 50	6
C	 Fixador de Fundos	8
D	 Rodízios 50mm	4
E	 3,5 x 16 C/P	16
F	 4 x 45 C/C	10
G	 Pregos 10 x 10	40

Lista de peças

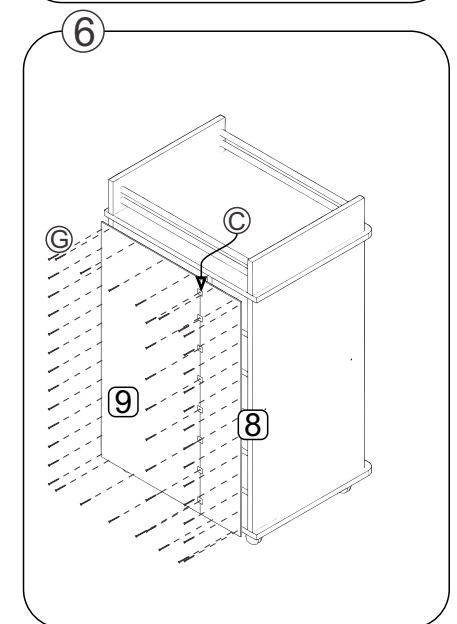
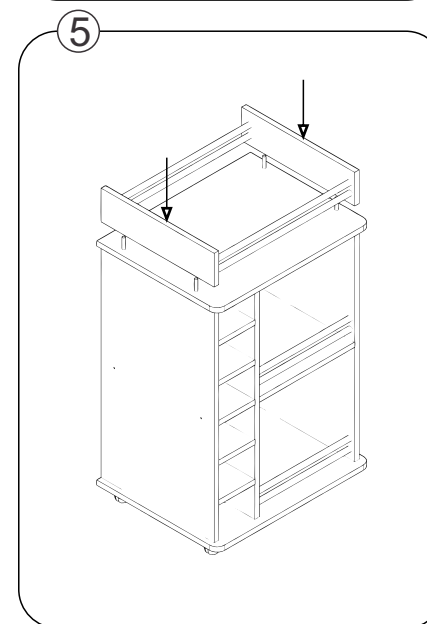
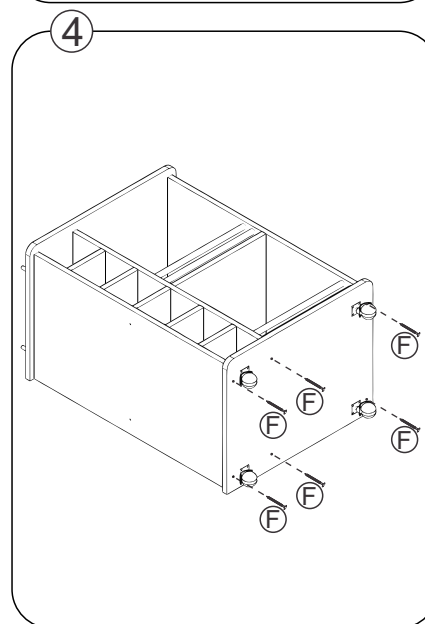
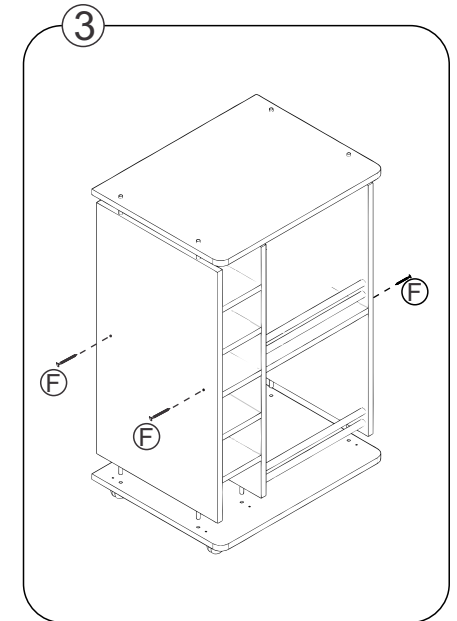
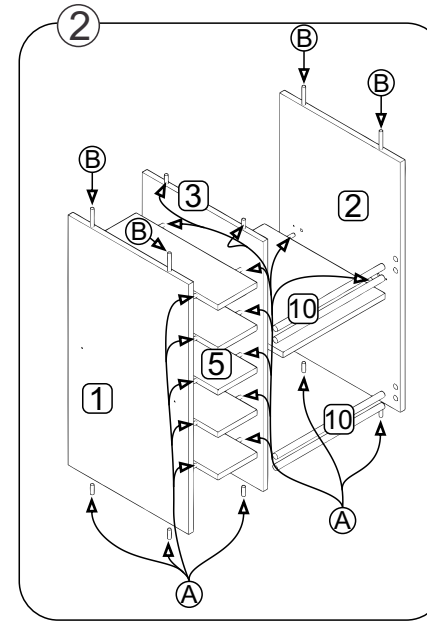
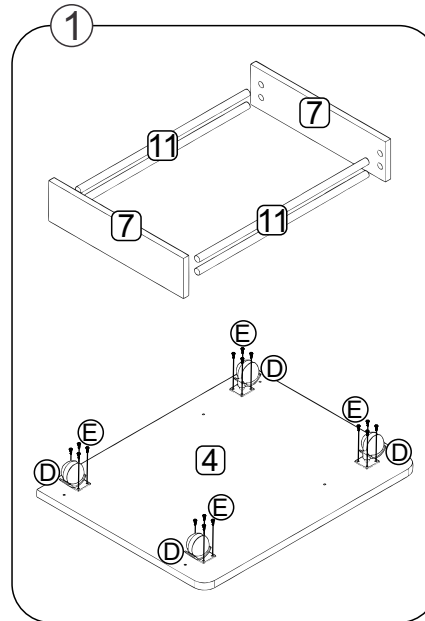
CÓD	DESCRIÇÃO	QTD	DIMENSÕES
01	Lateral Direita	1	700 x 395 x 15
02	Lateral Esquerda	1	700 x 395 x 15
03	Divisória	1	700 x 395 x 15
04	Tampo/Base	2	540 x 405 x 15
05	Prateleira	1	335 x 383 x 15
06	Prateleiras Menores	5	140 x 383 x 15
07	Montantes Superior	2	390 x 100 x 15
08	Fundo Menor	1	720 x 157 x 3
09	Fundo Maior	1	720 x 352 x 3
10	Palitos Menores	4	355 x 16
11	Palitos Maiores	4	510 x 16

FERRAMENTAS NECESSÁRIAS:



20 min.

Data: 05/09/2014
Revisão: 00



"IMPORTANTE LER COM ATENÇÃO E GUARDAR PARA EVENTUAIS CONSULTAS"