

MANUAL DE INSTRUÇÕES

RECOMENDAÇÕES

Uso interno. Não expor ao sol ou umidade.

Não exceder a capacidade de peso.

Partes em aço cromado não possuem garantia em regiões litorâneas.

MANUTENÇÃO E LIMPEZA

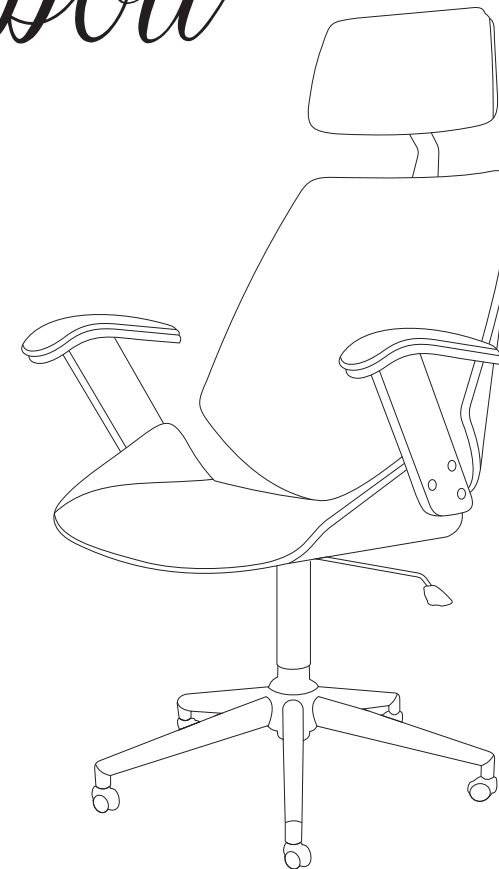
Limpar com pano macio umedecido em solução de água e sabão neutro e secar em seguida.

Não utilizar produtos químicos ou abrasivos.

MANUAL DE INSTRUÇÕES

OFFICE COM ENCOSTO

Lisboa



COMPONENTES

1 UNID.



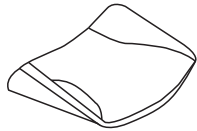
①

1 UNID.



②

1 UNID.



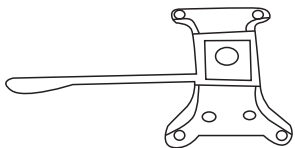
③

2 UNID.




④

1 UNID.



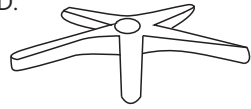
⑤

1 UNID.



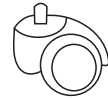
⑥

1 UNID.



⑦

5 UNID.



⑧

3 UNID. - 16mm



⑨

6 UNID. - 30mm



⑩

4 UNID. - 25mm



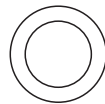
⑪

4 UNID. - 20mm



⑫

6 UNID.

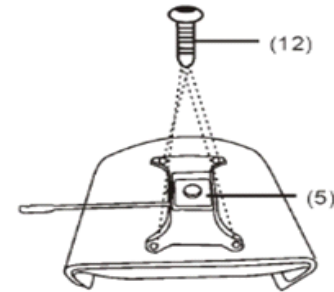


⑬

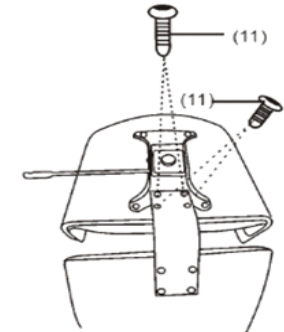
INSTRUÇÕES DE MONTAGEM

1. Certifique-se que possui todos os componentes listados;
2. Siga as figuras para a montagem do produto.

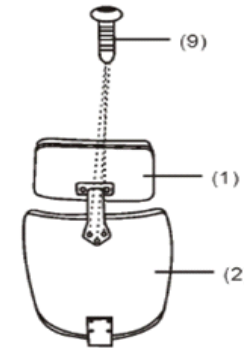
1



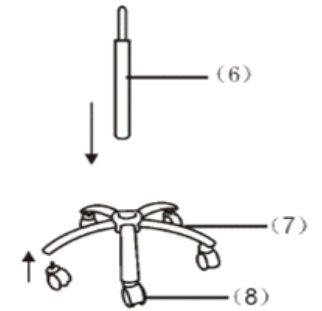
2



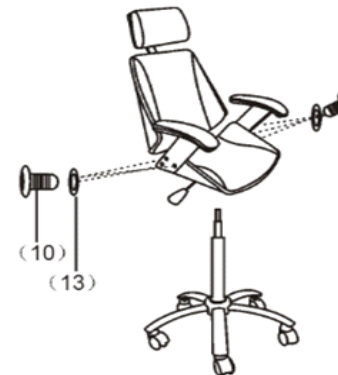
3



4



5



6

