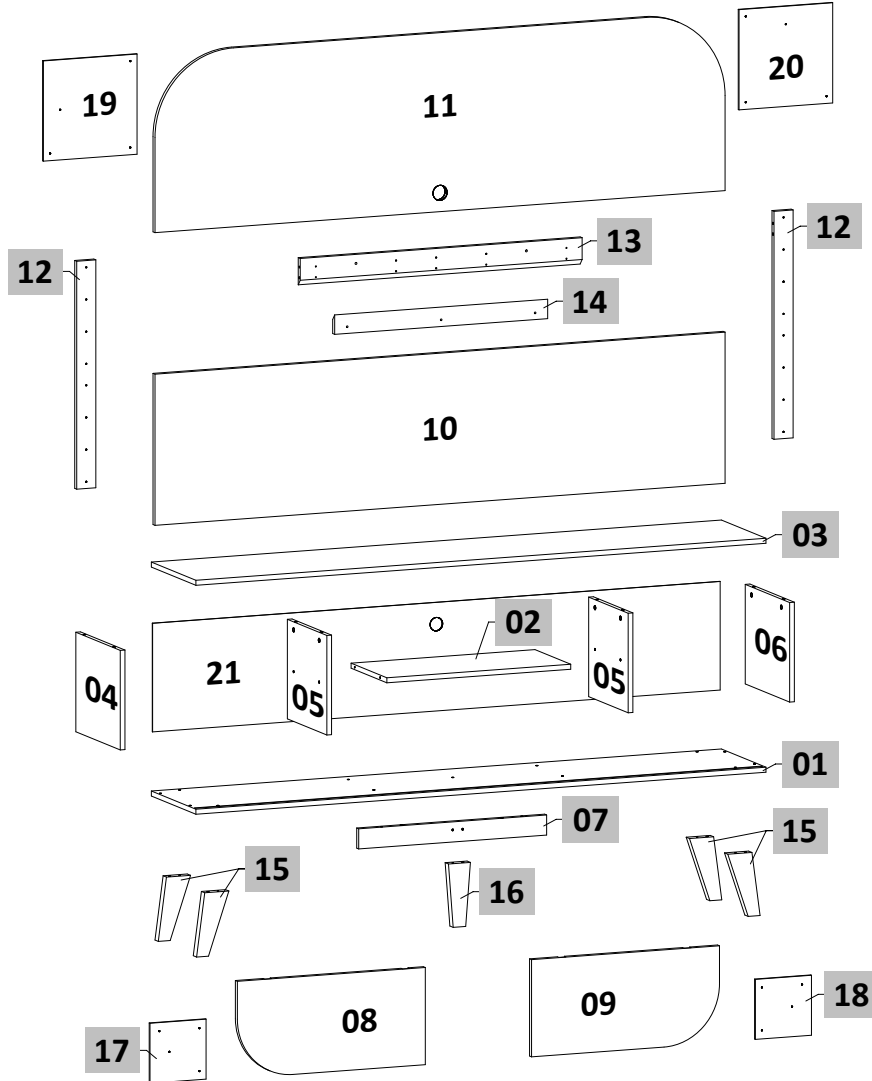



CÓDIGO DE PEÇAS | CODE OF PIECES | CÓDIGO DE PIEZAS



INSTRUÇÕES DE MONTAGEM | ASSEMBLY INSTRUCTIONS | INSTRUCCIONES DE MONTAJE

- Prepare a montagem do móvel próximo ao local que ele ficará definitivamente e evite deslocá-lo depois de montado;
- Forre o chão com papelão ou similar e utilize a isomanta que vem entre as peças para evitar o contato entre elas durante a montagem;
- Monte o móvel obedecendo a ordem numérica da **sequência de montagem (S.M)**, identificando as peças pelo **código de peça (C.P.)** carimbado na mesma, de acordo com a tabela.
- Prepare the assembly of the close piece of furniture to the place that it will be definitively and avoid to move after done. Will be definitively and avoid to move after done;
- Cover the ground with cardboard or similar and use the isomanta that it comes among the pieces to avoid the contact among them during the assembly;
- Set up the piece of furniture obeying the numeric order of the **assembly sequence (S.M.)**, identifying the pieces by **code of piece (C.P.)** stamped in the same, in agreement with the table.
- Prepare la montaje del mobiliario proximo al lugar que estará definitivamente y evite mover después de hecho;
- Tape la suelo con cartón o similar y use la "isomanta" que viene entre las piezas para evitar el contacto entre ellos durante la montaje;
- Monte el mobiliario obedeciendo el orden numérico de la **sucesión de montaje (S.M.)**, identificando las piezas por el **código de piezas (C.P.)** de la misma estampado en esta, de acuerdo con la tabla.

Ferramentas necessárias para montagem (não fornecidas)
Tools required for assembly (not supplied)
Herramientas necesarias para el montaje (no suministradas)



Pessoas necessárias para montagem
People needed for assembly
Personas necesarias para el montaje



2 pessoas / people / personas

Tempo Montagem
Assembly time
Tiempo montaje

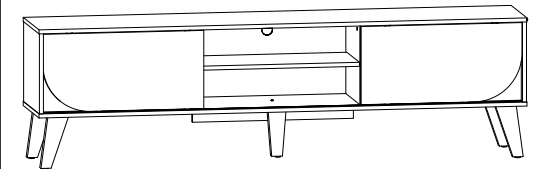
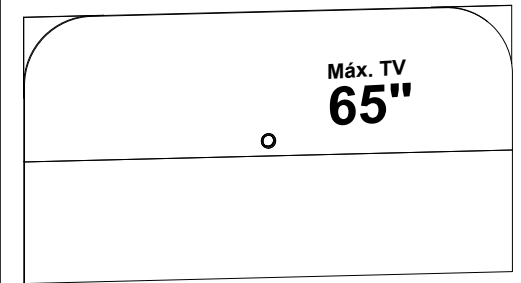


120 min

CUIDADOS ESPECIAIS | SPECIAL CARES | CUIDADOS ESPECIALES:

LIMPEZA: Pano limpo umedecido em água e sabão neutro - **BRILHO:** Flanela seca
CLEANING: Clean cloth humidified in water and neutral soap - **SHINE:** Dry flannel
LIMPIEZA: Tela limpia humedecida en la agua y el jabón neutro - **BRILLO:** Flanela seca

ASPECTO FINAL | FINAL ASPECT



PAINEL / Panel : → 1,820 m ↑ 0,985 m ⇄ 0,30 m
RACK : → 1,820 m ↑ 0,520 m ⇄ 0,340 m

Dimensão do Produto:
Product dimensions:
Dimensiones del producto:

REF.:	CÓDIGO DA PEÇA PART CODE CÓDIGO DE PIEZA				DESCRIÇÃO DA PEÇA PART DESCRIPTION DESCRIPCIÓN DE PIEZA	MATÉRIA PRIMA FEEDSTOCK	DIMENSÕES DIMENSIONS DIMENSIONES	QUANT. AMOUNT CANTIDAD
	CÓDIGO	CINAMOMO	CINAMOMO OFF WHITE	CUMARU OPALA				
1	204512	037	026	040	Base <i>Base</i> <i>Base</i>	MDP	1820 x 335 x 15	1
2	204513	037	026	040	Prateleira <i>Shelf</i> <i>Estante</i>	MDP	587 x 269 x 15	1
3	204514	037	037	040	Tampo <i>Top</i> <i>Tapa</i>	MDP	1820 x 335 x 15	1
4	204515	037	026	040	Lateral esquerda <i>Left side</i> <i>Lado izquierdo</i>	MDP	334 x 297 x 15	1
5	204516	037	026	040	Divisão <i>Split</i> <i>División</i>	MDP	297 x 297 x 15	2
6	204517	037	026	040	Lateral direita <i>Right side</i> <i>Lado derecho</i>	MDP	334 x 297 x 15	1
7	204518	037	037	039	Travessa inferior <i>Lower cross member</i> <i>Travessa inferior</i>	MDP	600 x 60 x 15	1
8	204519	037	026	040	Porta deslizante esquerda <i>Left sliding door</i> <i>Puerta corredera izquierda</i>	MDP	600 x 290 x 15	1
9	204520	037	026	040	Porta deslizante direita <i>Right sliding door</i> <i>Puerta corredera derecha</i>	MDP	600 x 290 x 15	1
10	204521	037	026	040	Painel inferior <i>Bottom panel</i> <i>Panel inferior</i>	MDP	1820 x 451 x 15	1
11	204522	037	026	040	Painel superior <i>Upper panel</i> <i>Panel superior</i>	MDP	1820 x 534 x 15	1
12	204523	009	009	009	Travessa lateral <i>Side cross</i> <i>Travessa lateral</i>	MDP	680 x 61 x 15	2
13	204524	009	009	009	Apoio do painel <i>Panel support</i> <i>Soporte de panel</i>	MDP	900 x 81 x 15	1
14	204525	009	009	009	Apoio da parede <i>Wall support</i> <i>Soporte de pared</i>	MDP	680 x 58 x 15	1
15	204526	037	037	039	Pé lateral <i>Side foot</i> <i>Pie lateral</i>	MDP	190 x 78/38 x 25	4
16	204527	037	037	039	Pé central <i>Central foot</i> <i>Pie central</i>	MDP	190 x 70/38 x 25	1
17	204528	037	037	039	Complemento porta esquerda <i>Left door complement</i> <i>Complemento puerta izquierda</i>	MDF	179 x 179 x 6	1
18	204532	037	037	039	Complemento porta direita <i>Right door complement</i> <i>Complemento puerta derecha</i>	MDF	179 x 179 x 6	1
19	204529	037	037	039	Complemento painel esquerda <i>Left panel add-on</i> <i>Complemento del panel izquierdo</i>	MDF	299 x 299 x 6	1
20	204533	037	037	039	Complemento painel direita <i>Right panel complement</i> <i>Complemento panel derecho</i>	MDF	299 x 299 x 6	1
21	204530	037	037	040	Fundo <i>Bottom</i> <i>Fondo</i>	MDF	1812 x 324 x 3	1

LEGENDA DAS CORES | COLOR LEGEND | LEYENDA DE COLOR

009 - SEM PINTURA | UNPAINTED | SIN PINTAR

037 - CINAMOMO

039 - CUMARU








026 - OFF WHITE

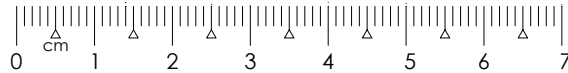
040 - OPALA

ACESSÓRIOS | ACCESSORIES | ACESORIOS

PARAFUSOS | Screw | Tornillo




CÓDIGO | CODE

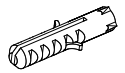
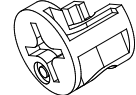

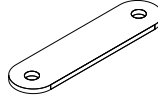


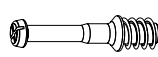
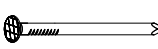
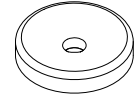



A		Parafuso Philips Cabeça Chata Screw Tornillo 5,0x70	3x	102100018
B		Parafuso Philips Cabeça Chata Screw Tornillo 5,0x50 (Estrutural)	16x	102100045
C		Parafuso Philips Cabeça Chata Screw Tornillo 3,5x40	1x	102100012
D		Parafuso Philips Cabeça Chata Screw Tornillo 4,0x30	2x	102100005
E		Parafuso Philips Cabeça Chata Screw Tornillo 3,5x25	26x	102100004
F		Parafuso Philips Cabeça Flangeada Screw Tornillo 3,5x14	16x	102100011
G		Parafuso Philips Cabeça Chata Screw Tornillo 3,5x14	35x	102100003



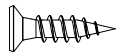

RELAÇÃO DE COR DOS ACESSÓRIOS

Color ratio of accessories | Relación de color de los accesorios

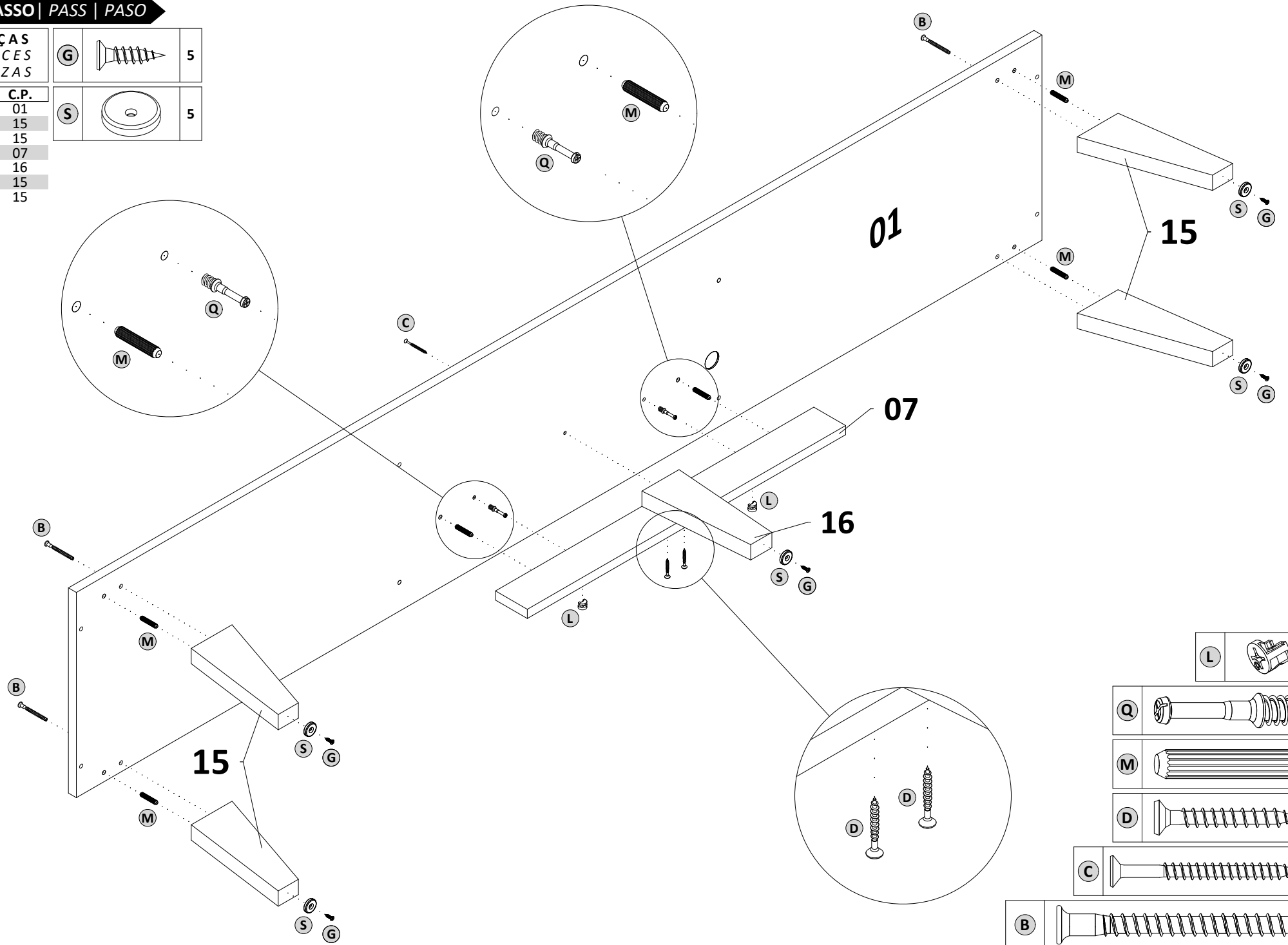
LETRA LETTER	DESCRIÇÃO DESCRIPTION DESCRIPCIÓN	MATÉRIA PRIMA FEEDSTOCK	COR COLOR	QUANT. AMOUNT CANTIDAD			CÓDIGO CODE
				CINAMOMO	CINAMOMO OFF WHITE	CUMARU OPALA	
H	 Tapa furo adesivo 18mm Adhesive hole cover 18mm Tapa agujero adhesivo 18mm	Papel Paper	Cinamomo	17			102080286
			Off white		17		102080216
			Opala			17	102080289
i	 Giz p/ correção Touch-up chalk Tiza correctora	Cera Wax	Cinamomo	1	1		102140023
			Off white		1		102140008
			Cumaru			1	102140026
			Opala			1	102140025
J	 Trilho 4/8 1788x15x8mm Trail 4/8 1788x15x8mm Carril 4/8 1788x15x8mm	Plástico Plastic	Cinamomo	1			102070694
			Off White		1		102070693
			Opala			1	102070692


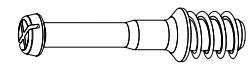

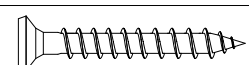
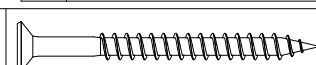

LETRA LETTER	DESCRIÇÃO DESCRIPTION DESCRIPCIÓN	MATÉRIA PRIMA FEEDSTOCK	QUANTIDADE AMOUNT CANTIDAD	CÓDIGO CODE
K	 Bucha para parede 8mm Bucha for wall 8mm Buja para pared 8mm	Plástico Plastic	3	102060079
L	 Castanha girofix 12x10mm Girofix chestnut 12x10mm Castaña girofix 12x10mm	Metal	10	102050006
M	 Cavilha 6x30mm Dowel 6x30mm Clavija 6x30mm	Madeira Wood Madera	16	102050001
N	 Chapa fixadora 50x13 Fixing plate 50x13 Placa fijadora 50x13	Metal	7	102050018
O	 Etiqueta resinada Resin label Etiqueta en resina	Plástico Plastic	1	102080013
P	 Guia cabo 45x17mm Cable guide 45x17mm Guía de cable 45x17mm	Plástico Plastic	1	102060070
Q	 Pino girofix 5,0x30mm Girofix pin 5,0x30mm Pino girofix 5,0x30mm	Metal	10	102050007
R	 Prego 10x10 Nail 10x10 Clavo 10x10	Metal	50	102100009
S	 Sapata 20x4mm (preto) Shoe 20x4mm (black) Sapata 20x4mm (negro)	Plástico Plastic	5	102110017
T	 Roldana inferior Lower pulley Polea inferior	Plástico Plastic	2	102040005
U	 Roldana guia Guide pulley Polea guía	Plástico Plastic	2	102040005
V	 Sache de cola 12g Sachet of glue 0,42oz Bolsita de pegamento 0,42oz	Cola Glue	1	102050020

1º PASSO | PASS | PASO

PEÇAS			
PIECES	G		5
PIEZAS	S		5

S.M.	C.P.
01	01
02	15
03	15
04	07
05	16
06	15
07	15

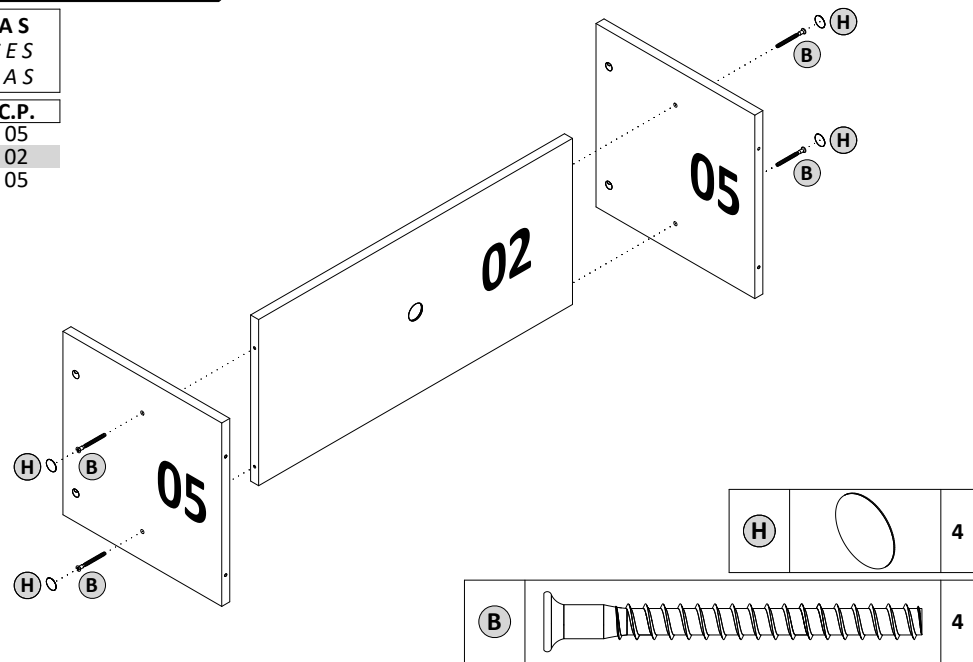


L		2
Q		2
M		6
D		2
C		1
B		4

2º PASSO | PASS | PASO

PEÇAS
PIECES
PIEZAS

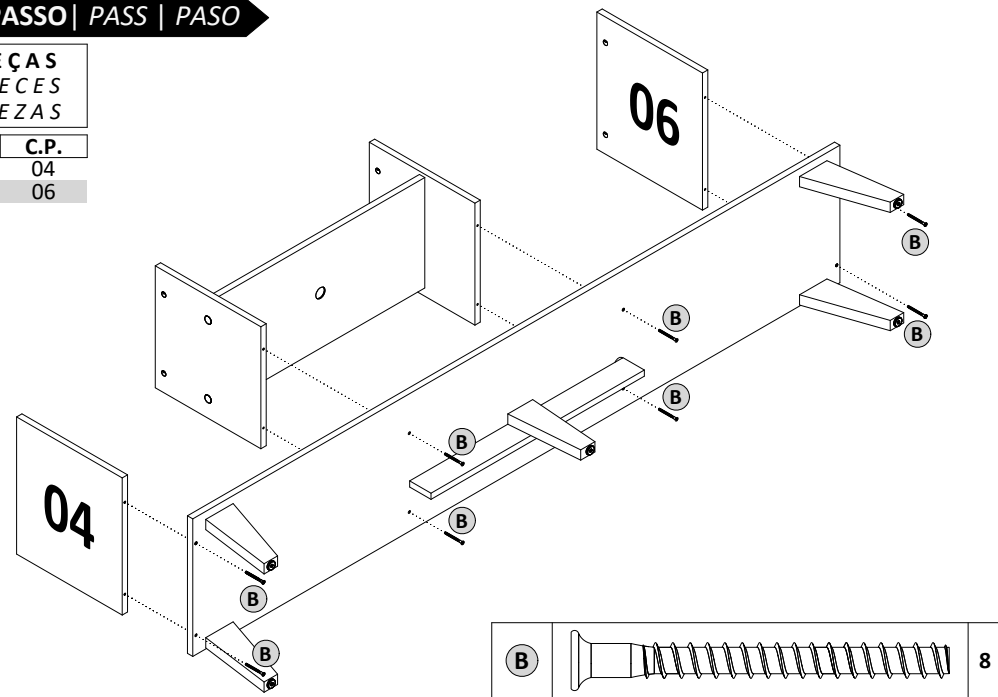
S.M.	C.P.
01	05
02	02
03	05



3º PASSO | PASS | PASO

PEÇAS
PIECES
PIEZAS

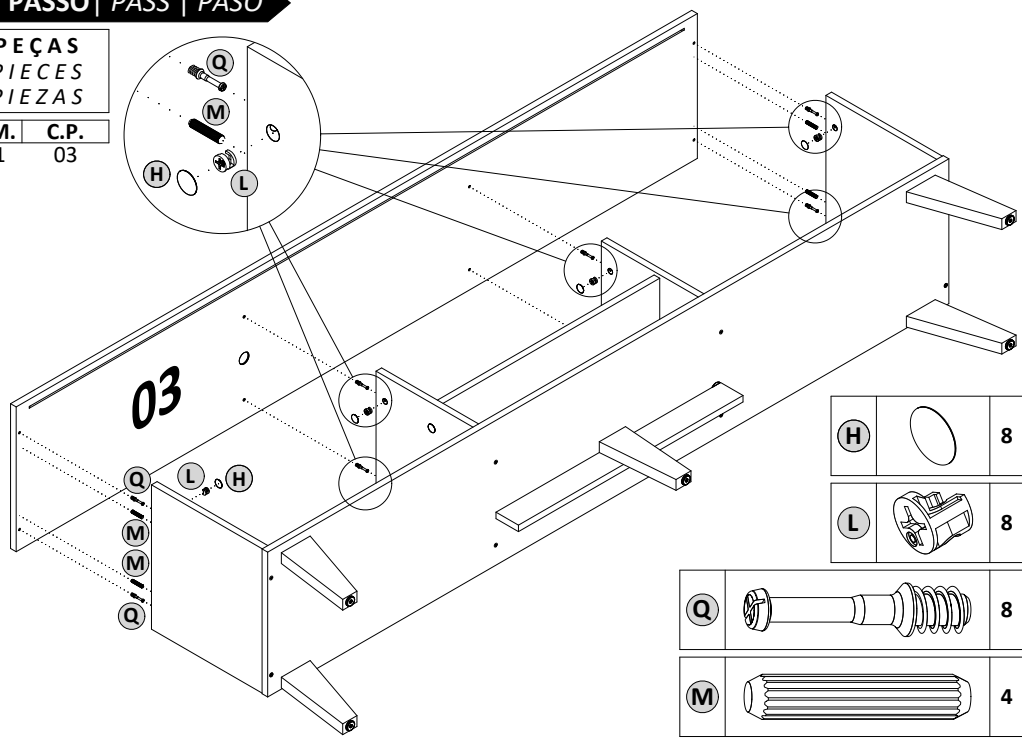
S.M.	C.P.
01	04
02	06



4º PASSO | PASS | PASO

PEÇAS
PIECES
PIEZAS

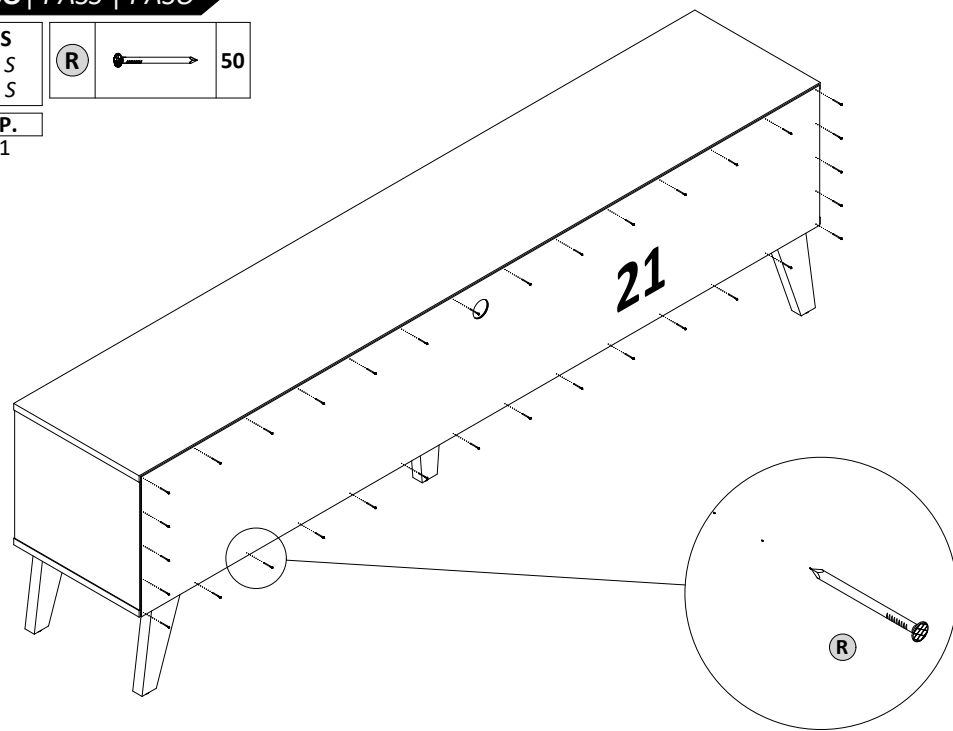
S.M.	C.P.
01	03




5º PASSO | PASS | PASO

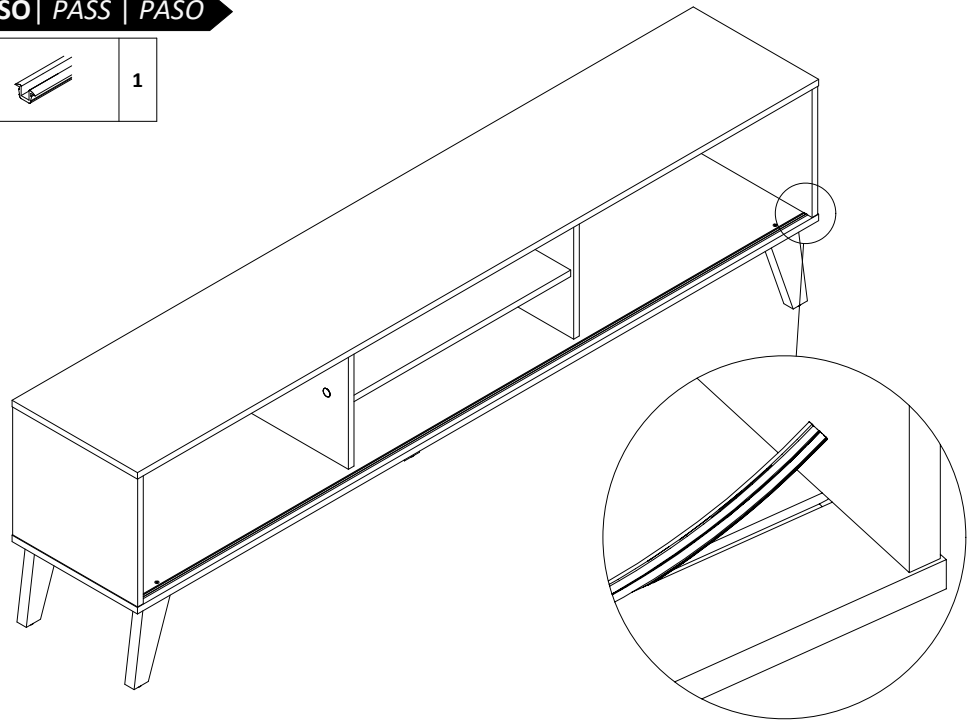
PEÇAS
PIECES
PIEZAS

S.M.	C.P.
01	21




6º PASSO | PASS | PASO

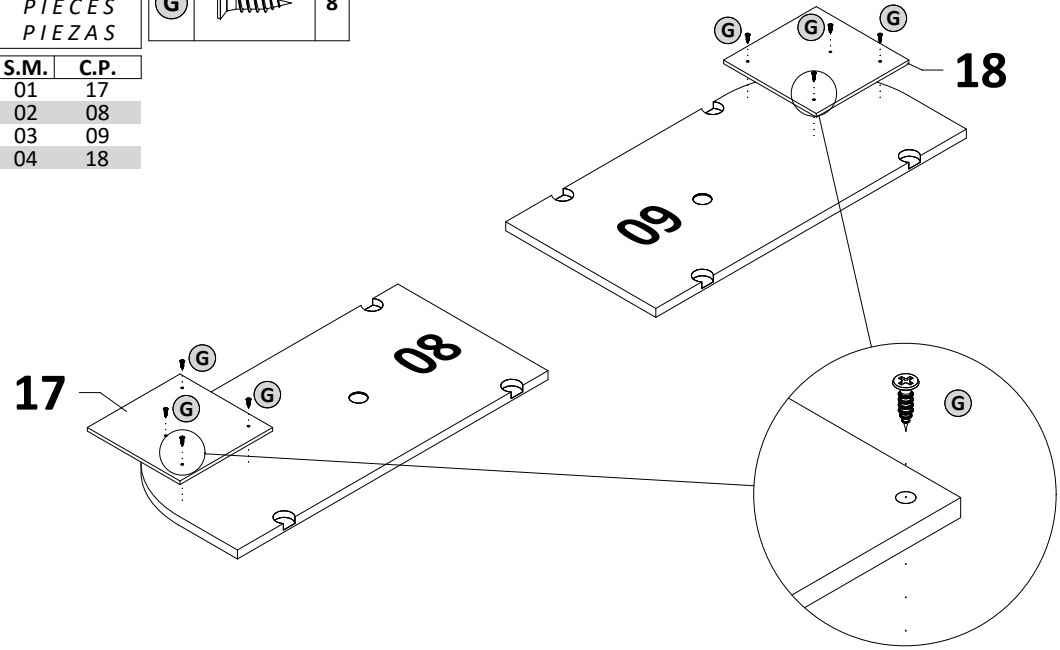
J		1
---	---	---






7º PASSO | PASS | PASO

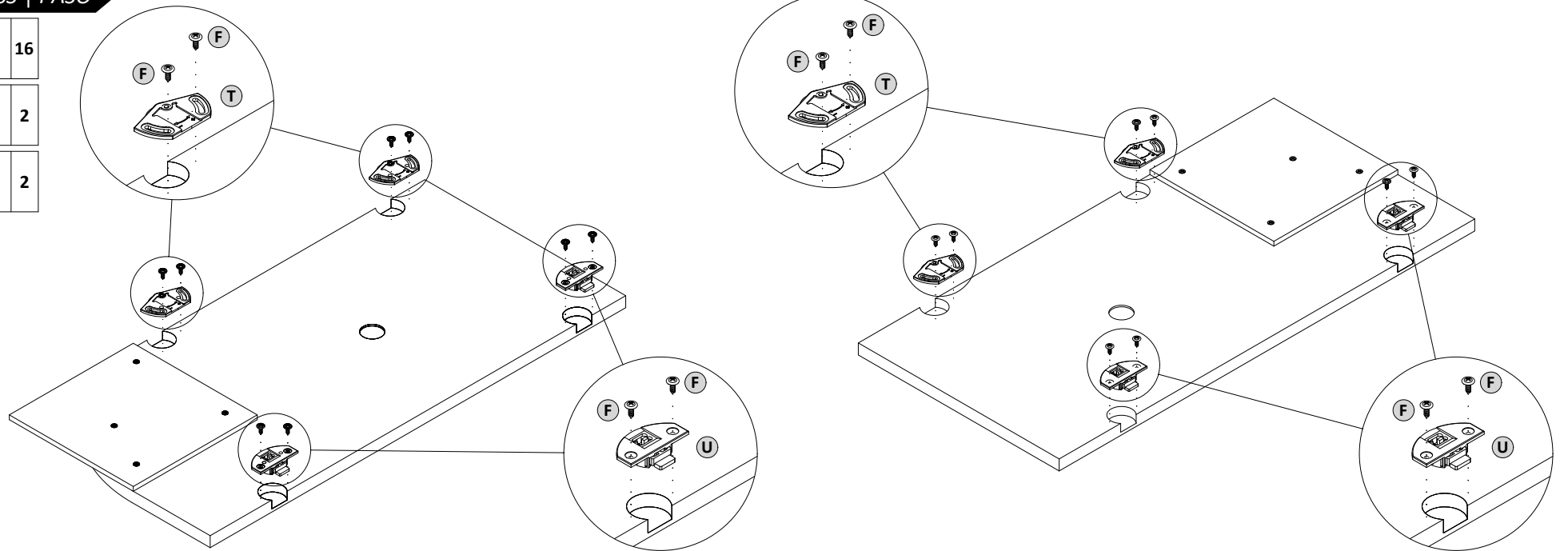
PEÇAS PIECES PIEZAS	G		8
---------------------------	---	---	---

S.M.	C.P.
01	17
02	08
03	09
04	18

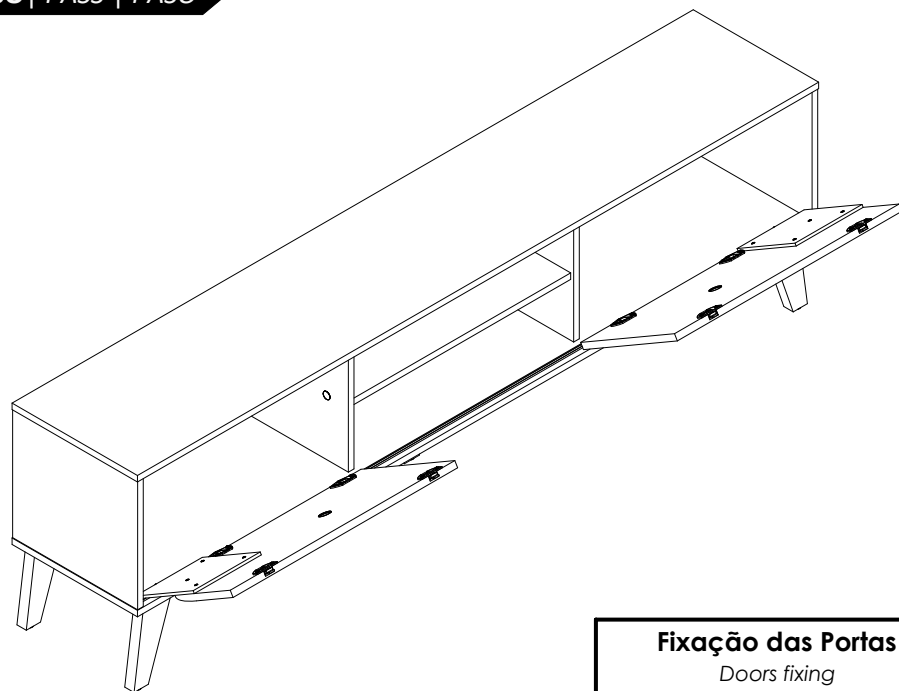


8º PASSO | PASS | PASO

F		16
T		2
U		2




9º PASSO | PASS | PASO

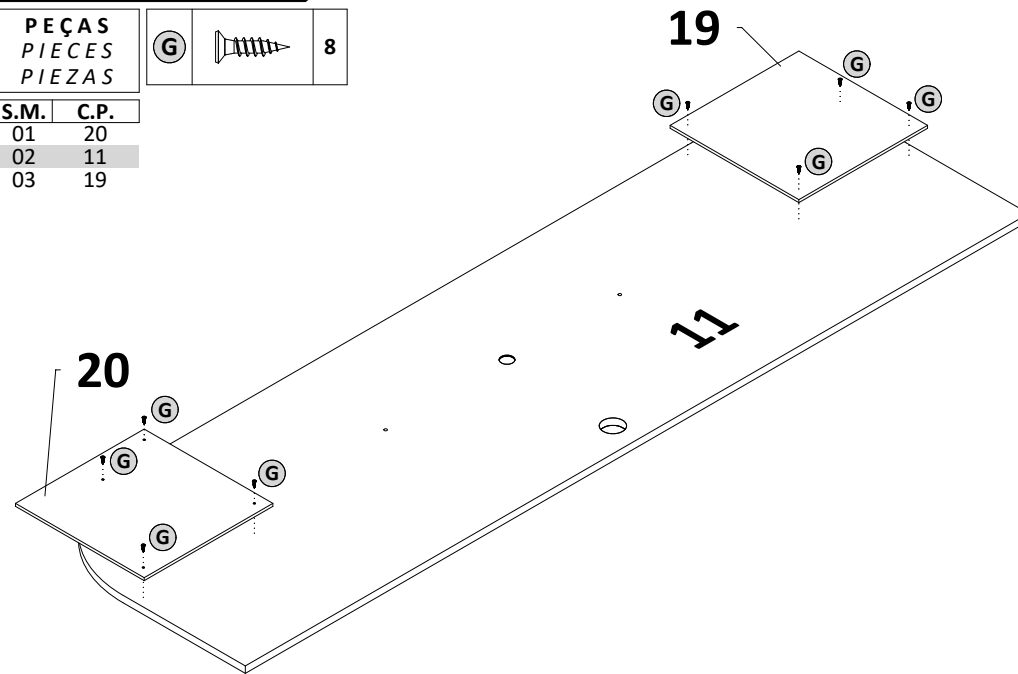


Fixação das Portas
Doors fixing
Fijación de la puerta

10º PASSO | PASS | PASO

PEÇAS PIECES PIEZAS	G		8
---------------------------	----------	---	---

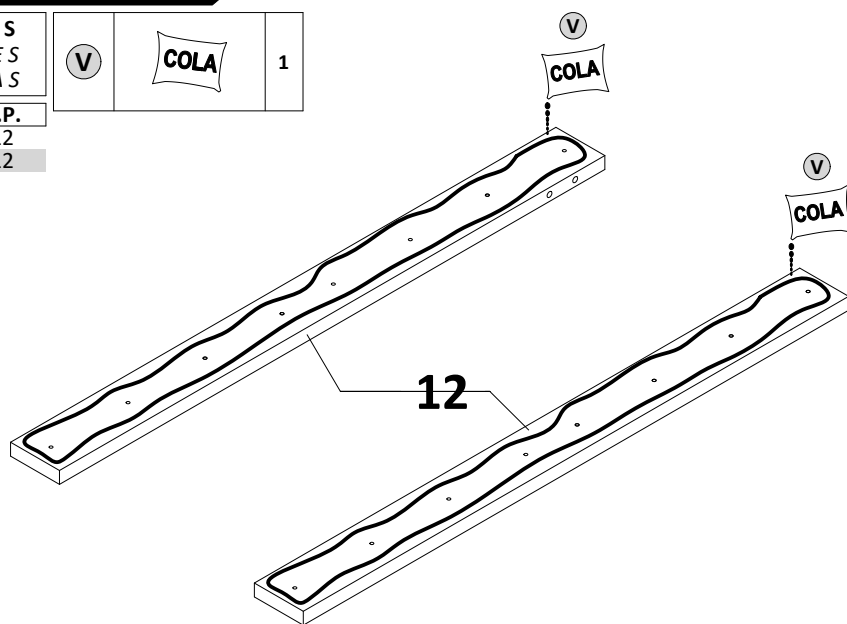
S.M.	C.P.
01	20
02	11
03	19



11º PASSO | PASS | PASO

PEÇAS PIECES PIEZAS	V	COLA	1
---------------------------	----------	-------------	---

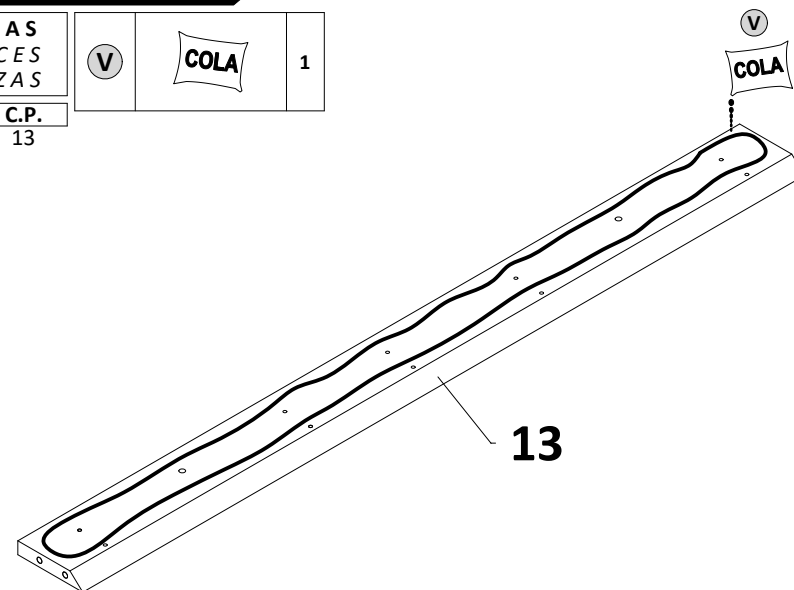
S.M.	C.P.
01	12
02	12



12º PASSO | PASS | PASO

PEÇAS PIECES PIEZAS	V	COLA	1
---------------------------	----------	-------------	---

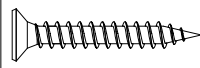
S.M.	C.P.
01	13



13º PASSO | PASS | PASO


PEÇAS
PIECES
PIEZAS

E



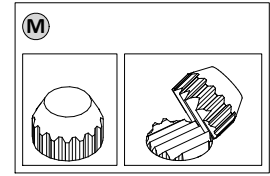
26

M

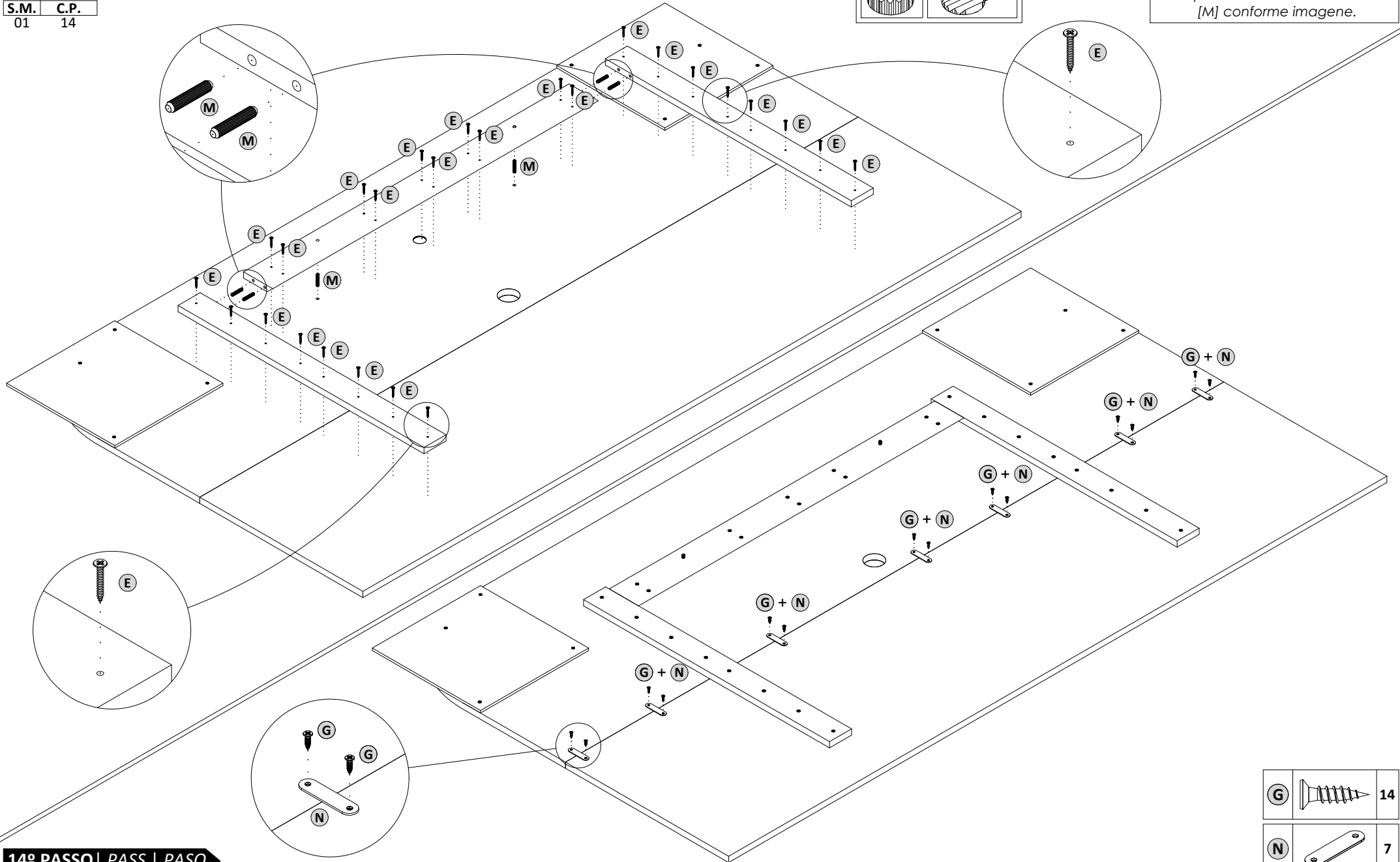


6

S.M. C.P.
01 14




Quebrar as sobras das cavilhas
[M] conforme imagem.
Break the leftover of the bolts
[M] according to the image.
Romper las sobras de los tornillos
[M] conforme imagen.




14º PASSO | PASS | PASO

G		14
N		7

15º PASSO | PASS | PASO

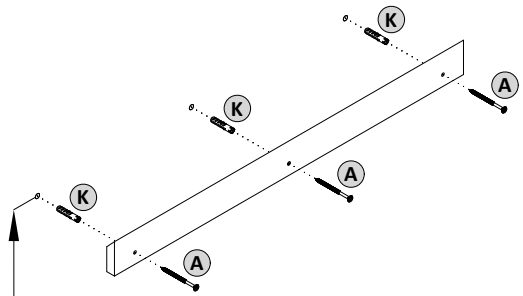
PEÇAS PIECES PIEZAS		
(A)		3

S.M.	C.P.
01	18
02	18


(K)		3
-----	---	---

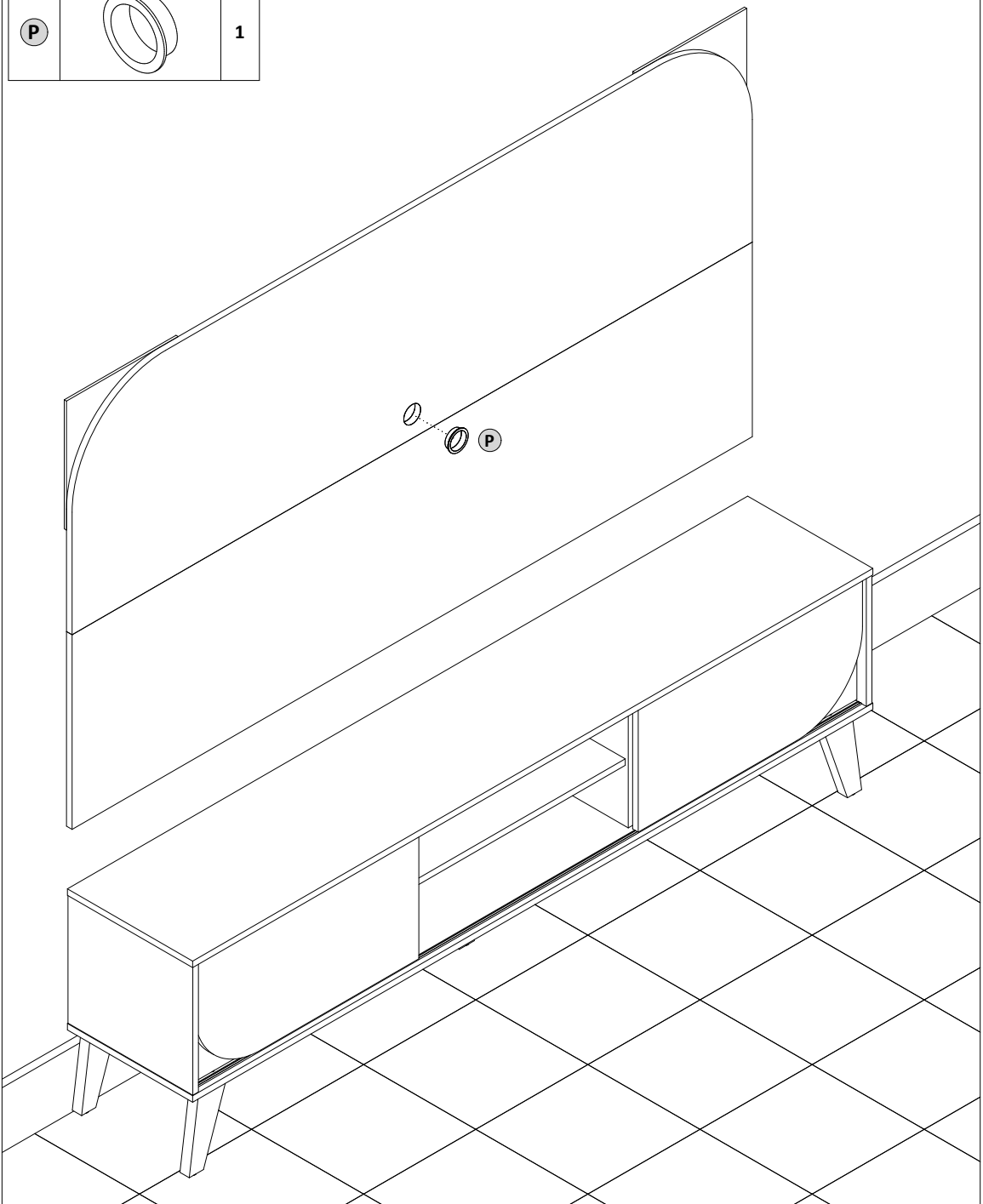
Medida do piso até o furo da parede
Measure from the floor up to the hole of the wall
Medir desde el suelo hasta el agujero de la pared

1350 cm

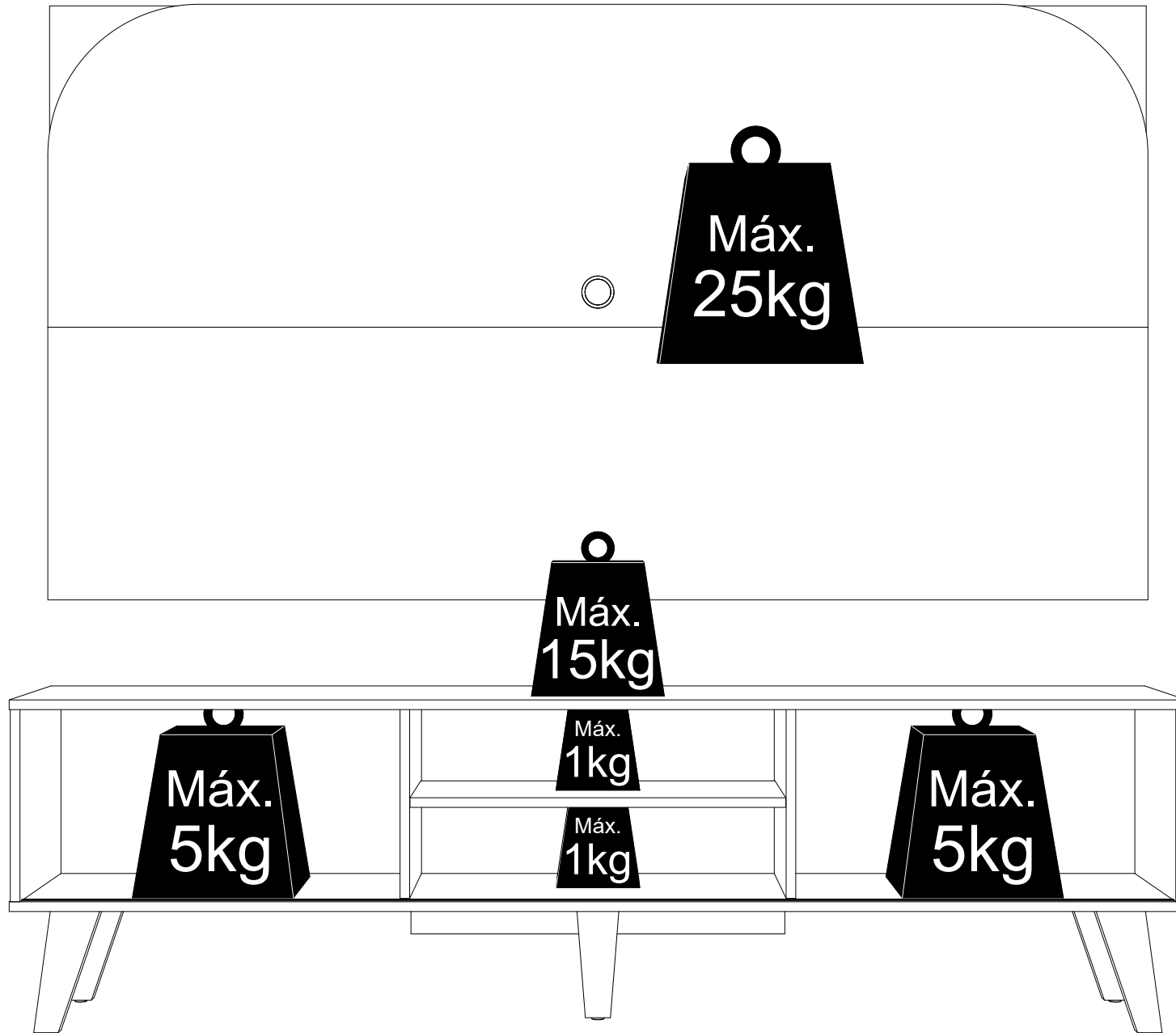


16º PASSO | PASS | PASO


(P)		1
-----	---	---



PESO SUPORTADO
WEIGHT SUPPORTED
PESO SOPORTADO



ATENÇÃO
WARNING
ATENCIÓN



PRODUTO NÃO INDICADO
PARA USO DE SUPORTE
ARTICULADO PARA TV

PRODUCT NOT INDICATED
FOR SUPPORT USE
ARTICULATED FOR TV

PRODUCTO NO INDICADO
PARA USO DE SOPORTE
ARTICULADO PARA TV

Máx.
1kg = 35oz

Máx.
15kg = 525oz

Máx.
5kg = 175oz

Máx.
25kg = 880oz