

MONTE O MÓVEL COMO NÓS O PRODUZIMOS: COM CARINHO.

ASSEMBLE THE FURNITURE AS WE PRODUCE IT: WITH LOVE.

MONTE EL MUEBLE COMO NOSOTROS LO PRODUCIMOS: CON CARÍÑO.

Dicas de Conservação / Maintenance Tips / Dicas para Conservación

*Para limpar ou tirar manchas, utilize uma flanela umedecida em solução de água e álcool, na mesma proporção.

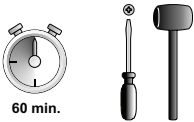
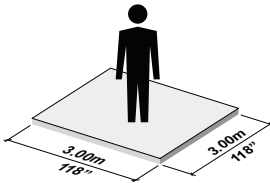
*Evite exposição ao sol.

*To clean or remove stains, use a piece of flannel dampened with a water and alcohol solution, in the same proportion.

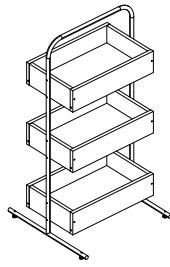
*Avoid direct sunlight.

*Para limpiar o sacar manchas, utilice una flanela humedecida en solución de agua y alcohol, en la misma proporción.

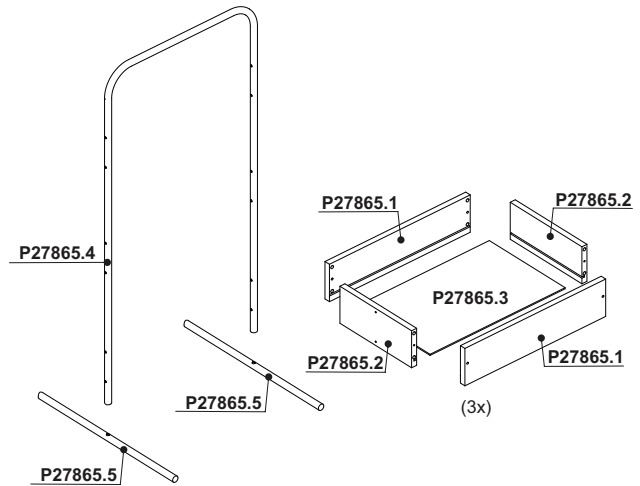
*Evite la exposición directa al sol.



60 min.



REF.: 27865



	Denominação / Description / Denominación	Qtde Qty Ctd	Dimensão Dimension Dimensión
P27865.1	Lateral Caixa/Side Box/Lateral Caja	06	420x100x15
P27865.2	Topo Caixa/Lateral Caja	06	240x99x15
P27865.3	Base Caixa/Bottom/Fondo	03	403x254x3
P27865.4	Estrutura Metálica/Metal Structure/Estructura Metálica	01	887x451x16
P27865.5	Pé Estrutura Metálica/Foot Metal Structure/Pata Estructura Metálica	02	450x16x16

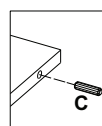
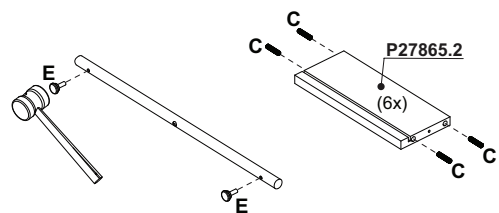
Rev. 00 - 29/05/2020

01

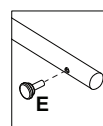
FERRAGENS / HARDWARE LIST / LISTA DE MATERIALES

A		4,5x45mm	12
B		4,5x30mm	12
C		8x30mm	24
D		1/4x1 1/4"mm	02
E			04

ETAPA DE PREPARAÇÃO DAS PEÇAS.
STAGE OF PREPARATION OF THE PIECES.
FASE DE PREPARACIÓN DE LAS PIEZAS.



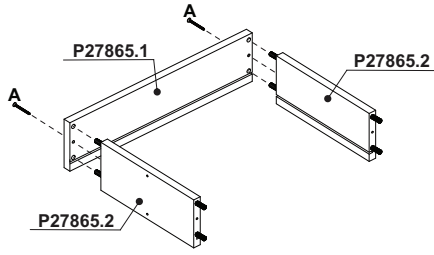
detalhe 1



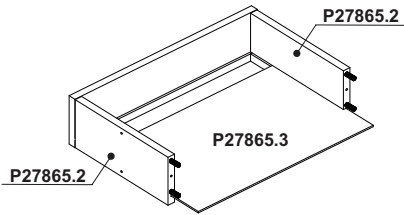
detalhe 2

02

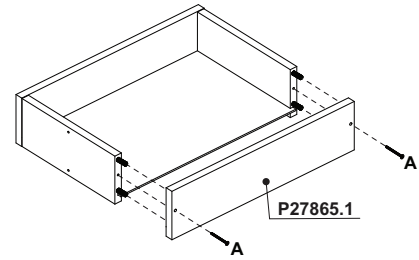
1 Passo Step Paso (3x)



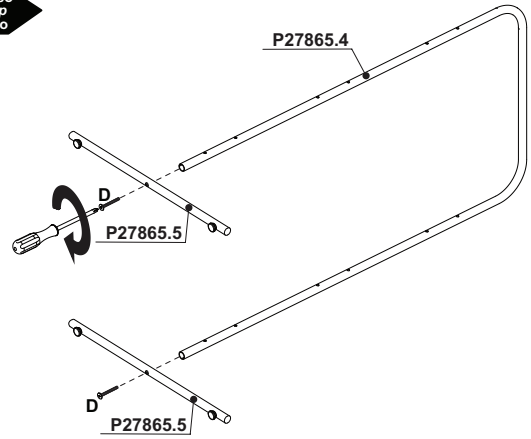
2 Passo Step Paso (3x)



3 Passo Step Paso (3x)

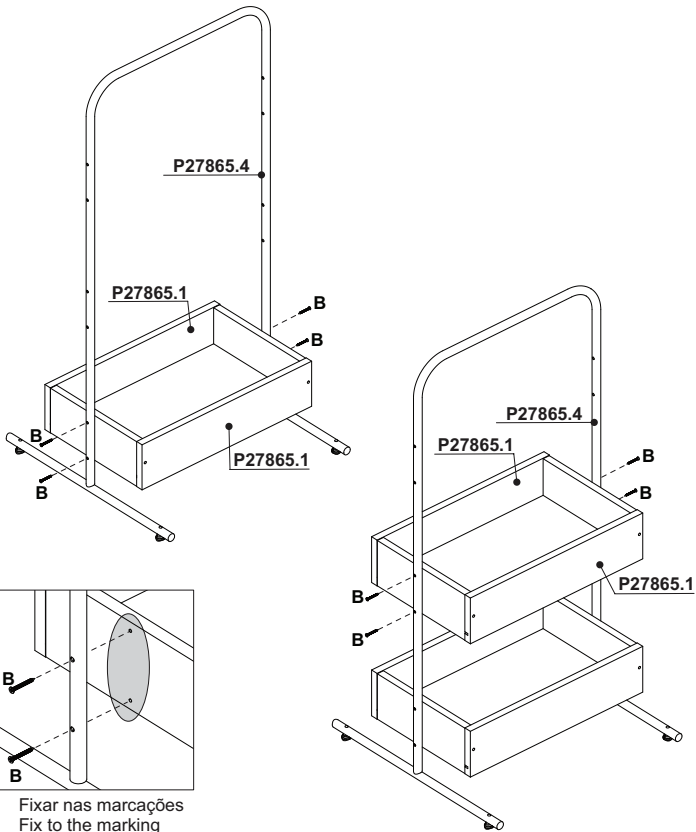


4 Passo Step Paso

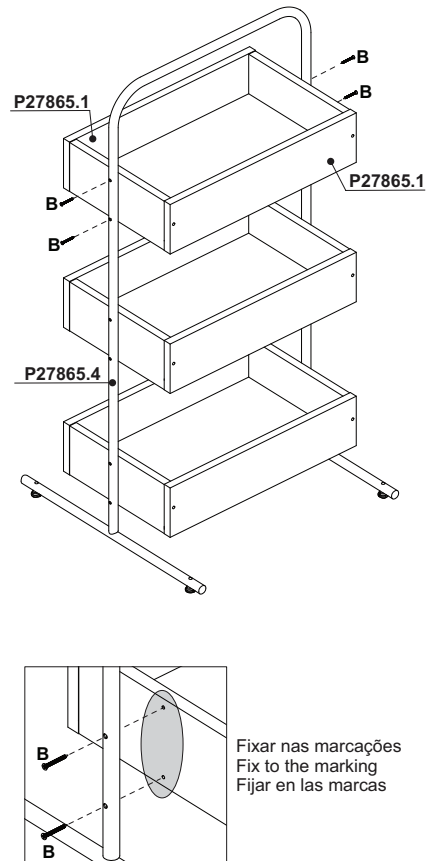


03

5 Passo Step Paso



6 Passo Step Paso



04