

ARTESANO

Criador de Ambientes

Dicas de Conservação / Maintenance Tips / Dicas para Conservación

*Para limpar ou tirar manchas, utilize uma flanela umedecida em solução de água e álcool, na mesma proporção.

*Evite exposição ao sol.

*To clean or remove stains, use a piece of flannel dampened with a water and alcohol solution, in the same proportion.

*Avoid direct sunlight.

*Para limpiar o sacar manchas, utilice una flanela humedecida en solución de agua y alcohol, en la misma proporción.

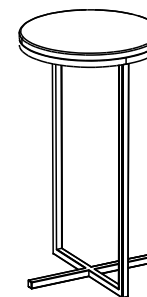
*Evite la exposición directa al sol.

ARTESANO MÓVEIS LTDA.
Estrada da Uva e do Vinho, nº 2347, Bairro São Valentim
Caixa Postal 509 - CEP 95709-210
Bento Gonçalves - RS - Brasil
Fone: +55 54 3458 3400
e-mail: artesano@artesano.com.br


www.artesano.com.br

24814/24815/24816


ARTESANO
Criador de Ambientes



24814

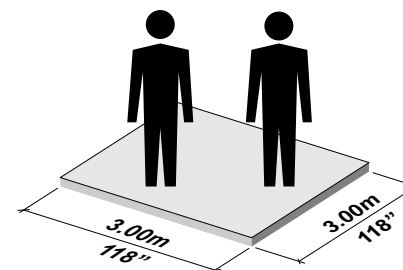


24815

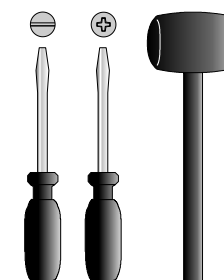


24816


INSTRUÇÕES DE MONTAGEM ASSEMBLING INSTRUCTIONS / INSTRUCCIONES DE MONTAJE



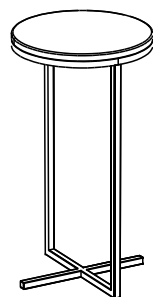
20 min.



**FERRAGENS
HARDWARE LIST
LISTA DE MATERIALES**


A		04
----------	---	-----------

**ETAPA DE MONTAGEM.
STAGE OF ASSEMBLY.
FASE DE MONTAJE.**




24814

Denominação
01 - Mesa



24815

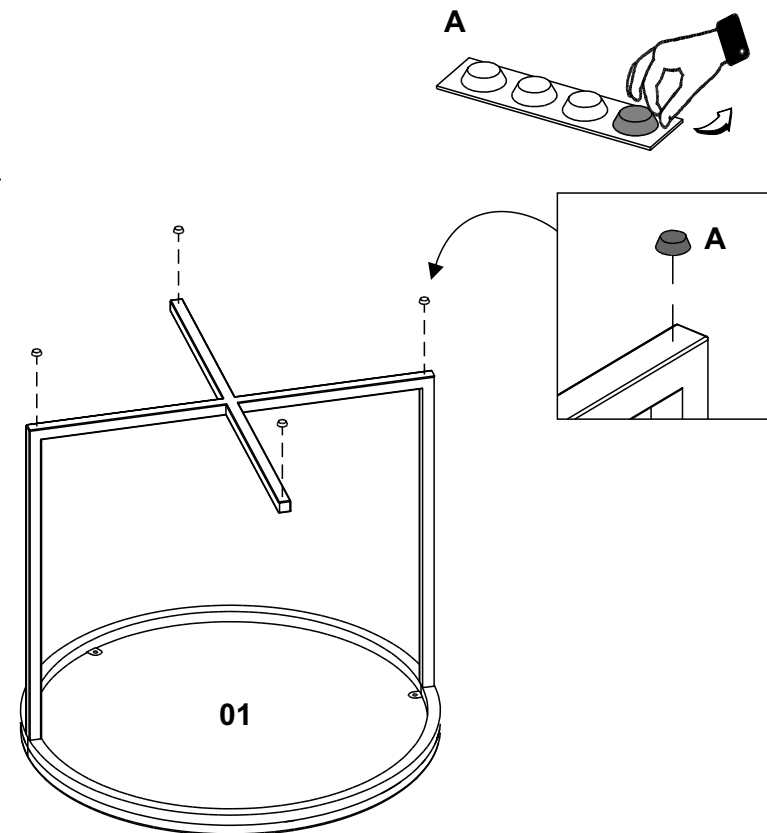
Description
01 - Table



24816

Denominación
01 - Mesa

1
Passo
Step
Paso



MONTE O MÓVEL COMO NÓS O PRODUZIMOS: COM CARINHO.

ASSEMBLE THE FURNITURE AS WE PRODUCE IT: WITH LOVE.

MONTE EL MUEBLE COMO NOSOTROS LO PRODUCIMOS: CON CARÍÑO.