

MONTE O MÓVEL COMO NÓS O PRODUZIMOS: COM CARINHO.

ASSEMBLE THE FURNITURE AS WE PRODUCE IT: WITH LOVE.

MONTE EL MUEBLE COMO NOSOTROS LO PRODUCIMOS: CON CARÍÑO.

Dicas de Conservação / Maintenance Tips / Dicas para Conservación

\*Para limpar ou tirar manchas, utilize uma flanela umedecida em solução de água e álcool, na mesma proporção.

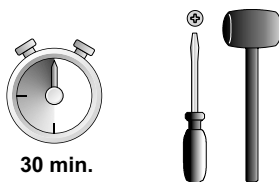
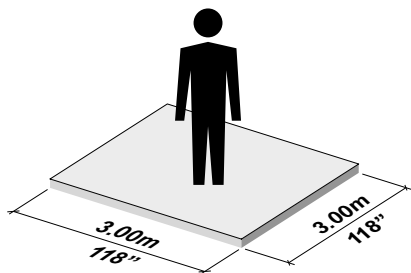
\*Evite exposição ao sol.

\*To clean or remove stains, use a piece of flannel dampened with a water and alcohol solution, in the same proportion.

\*Avoid direct sunlight.

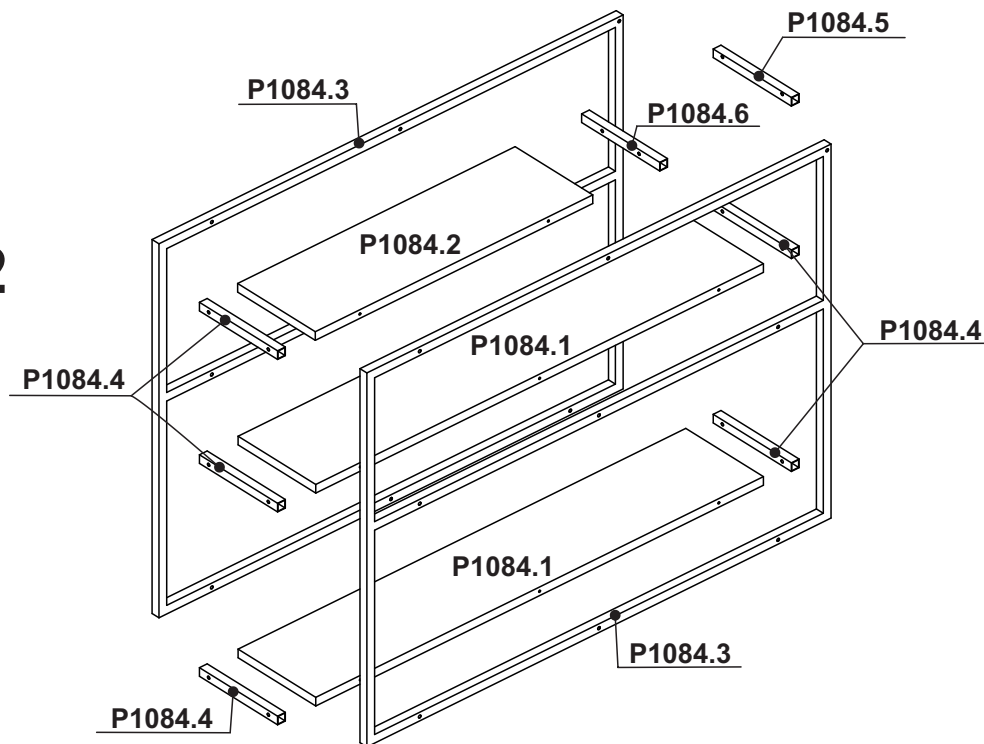
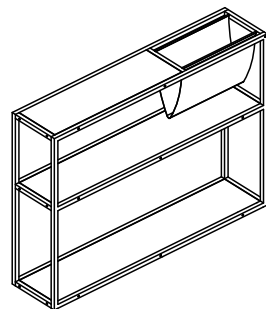
\*Para limpiar o sacar manchas, utilice una flanela humedecida en solución de agua y alcohol, en la misma proporción.

\*Evite la exposición directa al sol.



30 min.





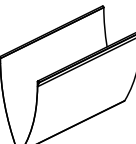
### REF.: 27852



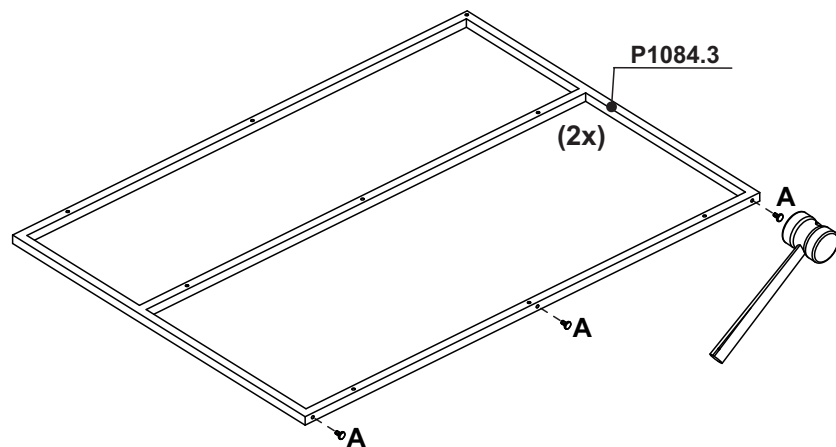
P1084

	Denominação / Description / Denominación	Qtde Qty Ctd	Dimensão Dimension Dimensión
P1084.1	Prateleira/Shelf/Repisa	02	868x169x15
P1084.2	Tampo/Top/Tapa	01	538x169x15
P1084.3	Lateral Metálica/Metallic Side/Lateral Metálico	02	900x650x15
P1084.4	Travessa Metálica c/2 furos/Metallic Platter with 2 holes/Travesaño Metálico con 2 agujeros	05	170x15x15
P1084.5	Travessa Metálica c/bucha e 2 furos/Metallic Platter with bushing and 2 holes/Travesaño Metálico con cojinete y 2 agujeros	01	170x15x15
P1084.6	Travessa Metálica c/4 furos/Metallic Platter with 4 holes/Travesaño Metálico con 4 agujeros	01	170x15x15

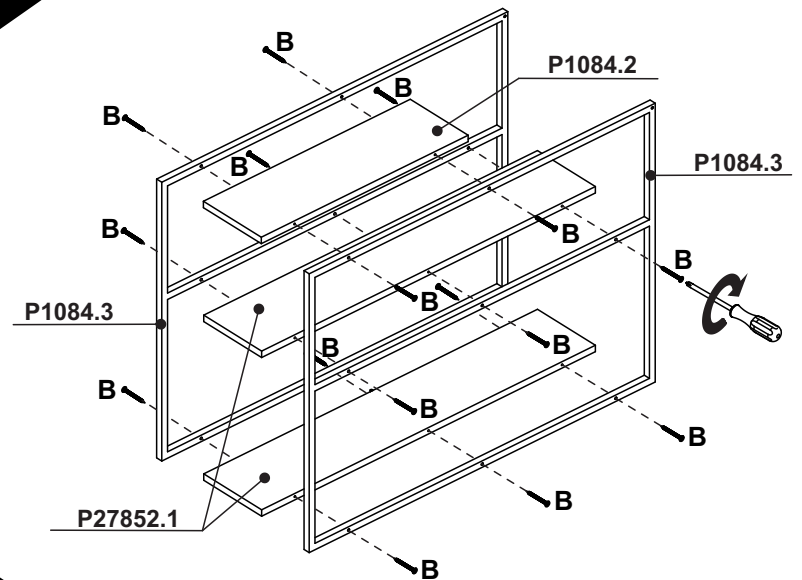
# FERRAGENS / HARDWARE LIST / LISTA DE MATERIALES

<b>A</b>		<b>06</b>
<b>B</b>	 4,5x45mm	<b>28</b>
<b>C</b>	 M4x25	<b>02</b>
<b>D</b>		<b>02</b>
<b>E</b>		<b>01</b>

**ETAPA DE PREPARAÇÃO DAS PEÇAS.  
STAGE OF PREPARATION OF THE PIECES.  
FASE DE PREPARACIÓN DE LAS PIEZAS.**



## 1 Passo Step Paso



## 2 Passo Step Paso

